

NEED HELP?

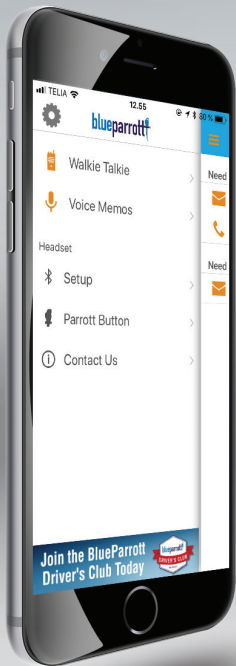
Contact us at [Blueparrott.com/C400-XT](https://blueparrott.com/C400-XT)



GET STARTED

BlueParrott C400-XT





BlueParrott app

Program your Parrott Button™ anywhere, anytime.


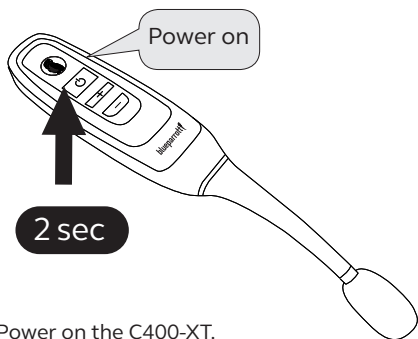
Push-to-talk to your contacts on Dial2Do's MySay network.

Easily access full user guide for your headset.



ENGLISH.....	1
FRANÇAIS.....	3
DEUTSCH.....	5
NEDERLANDS.....	7
ITALIANO.....	9
PORTUGUÊS.....	11
ESPAÑOL.....	13
简体中文.....	15
日本語.....	17
한국어.....	19

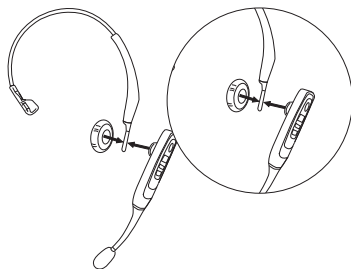
How to pair



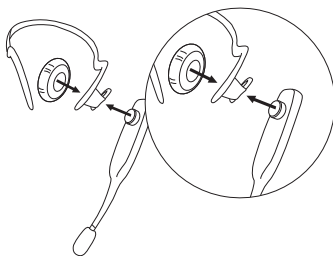
Select C400-XT from the list of available Bluetooth devices on your smartphone.

How to wear

Over-The-Head

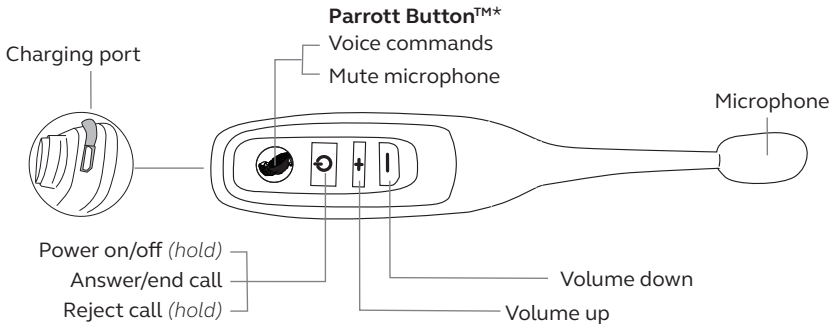


Behind-The-Neck



The C400-XT is supplied with a choice of Over-The-Head and Behind-The-Neck wearing styles. Attach the headset to your preferred wearing style, as shown.

How to use




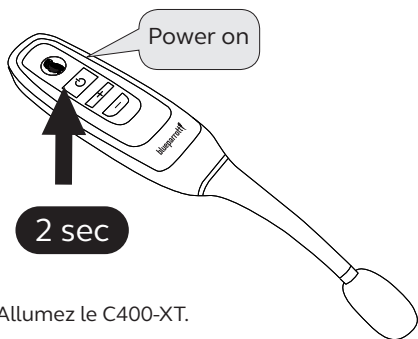
*The Parrott Button is customizable using the BlueParrott app.

VoiceControl™



Tap the Parrott Button and say “What can I say?” for a list of voice commands.

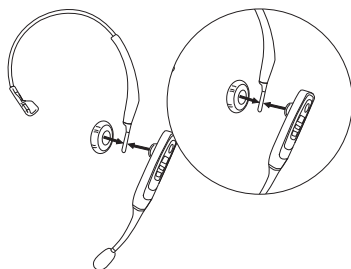
Appairage



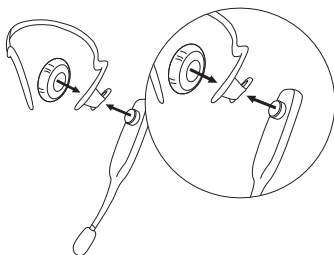
Sélectionnez C400-XT dans la liste des appareils Bluetooth disponibles de votre smartphone.

Instructions de maintien

Serre-tête



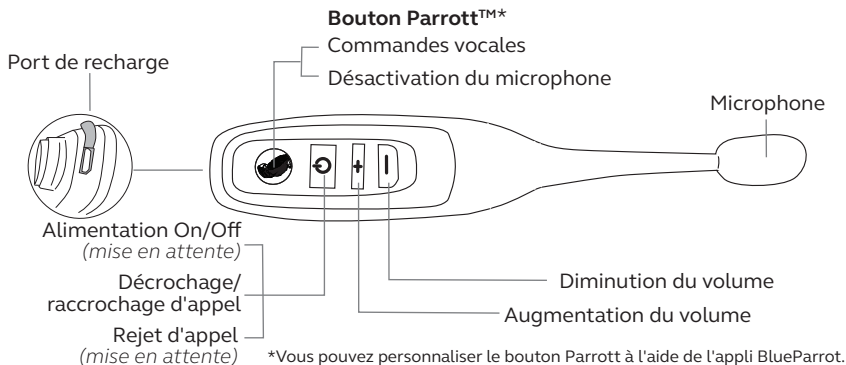
Tour de nuque



Le micro-casque C400-XT est livré avec deux styles de maintien (serre-tête et tour de nuque). Fixez l'oreillette à votre style de maintien préféré, comme indiqué.

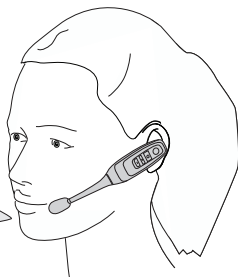
Instructions d'utilisation

FRANÇAIS



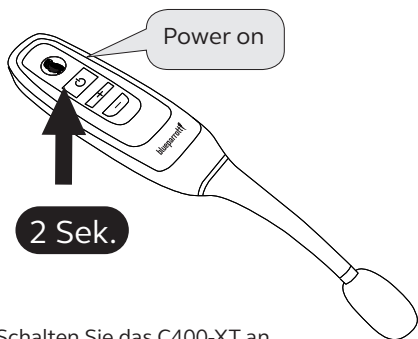
VoiceControl™

Pour les appels entrants, vous pouvez annoncer :
"Answer"
« Répondre » ou
"Ignore"
« Ignorer »



Appuyez sur le bouton Parrott et dites « Que puis-je dire ? » pour obtenir la liste des commandes vocales.

So koppeln Sie Ihr Gerät



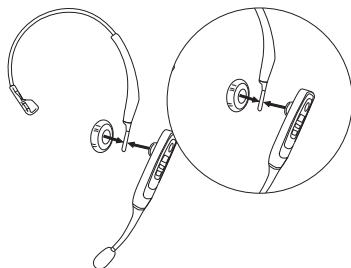
Schalten Sie das C400-XT an.



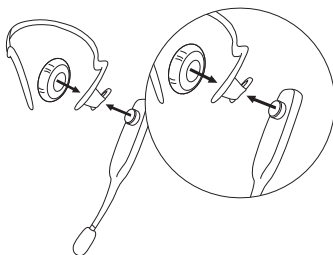
Wählen Sie das C400-XT aus der Liste der verfügbaren Bluetooth-Geräte auf Ihrem Smartphone.

Trageform

Mit Überkopfbügel



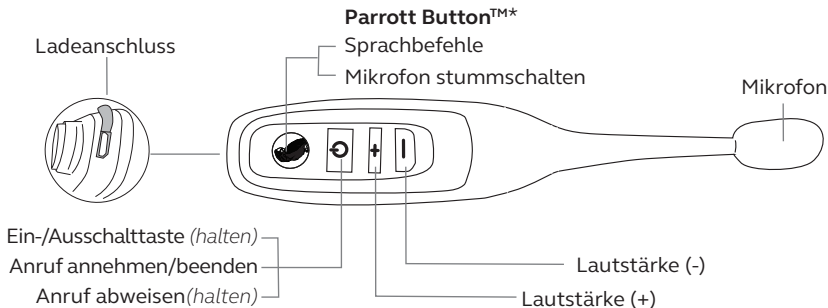
Mit Nackenbügel



Das C400-XT unterstützt die Trageformen mit Überkopfbügel oder Nackenbügel. Wählen Sie Ihren bevorzugten Tragestil wie abgebildet.

Verwendung des Geräts

DEUTSCH



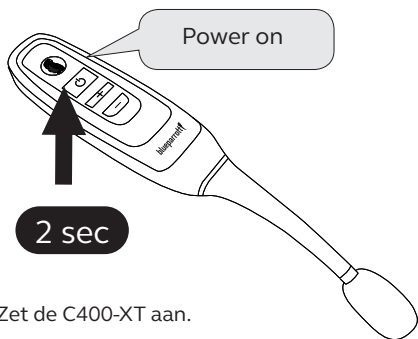
*Die Parrott-Taste™ ist individuell mithilfe der BlueParrott-App einstellbar

Sprachsteuerung™



Tippen Sie auf den Parrott Button und sagen Sie „What can I say?“, um eine umfassende Liste der Sprachbefehle zu erhalten.

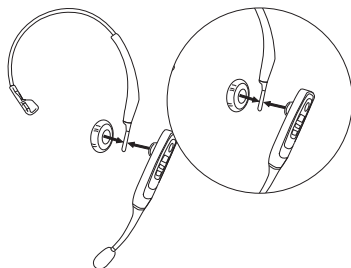
Koppelen



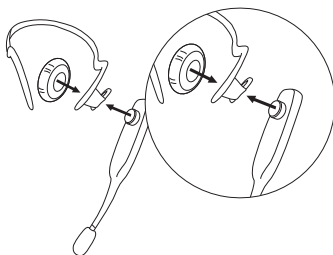
Selecteer de C400-XT uit de lijst met beschikbare Bluetooth-apparaten op uw smartphone.

Dragen

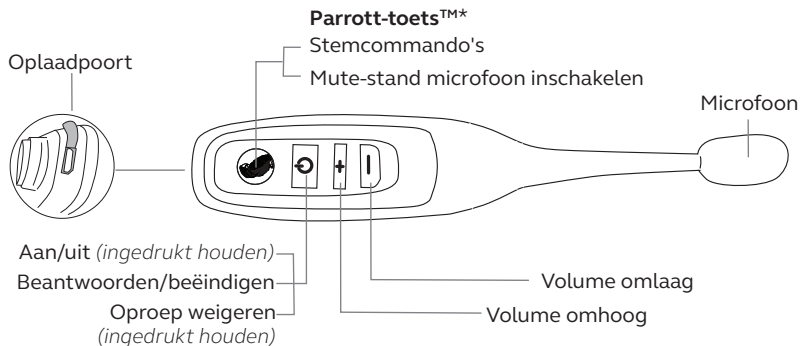
Over het hoofd



Achter de nek



De C400-XT wordt geleverd met een keuze uit draagstijlen 'over het hoofd' of 'achter de nek'. Bevestig de headset aan de gewenste draagstijl, zoals afgebeeld.




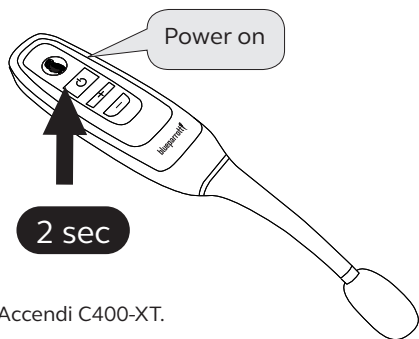
*De Parrott-toets kan aangepast worden door middel van de BlueParrott-app.

VoiceControl™



Tik op de Parrott-toets en zeg "What can I say?" (wat kan ik zeggen) voor een lijst met spraakopdrachten.

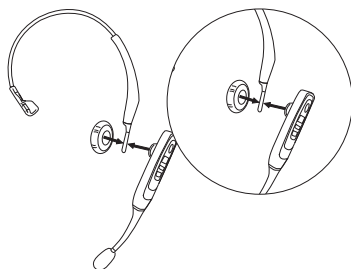
Accoppiamento



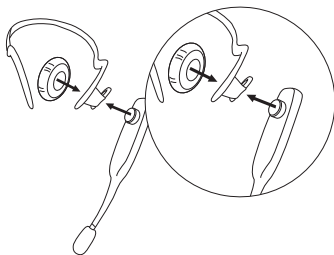
Seleziona C400-XT dall'elenco di dispositivi Bluetooth disponibili sullo smartphone.

Indossaggio

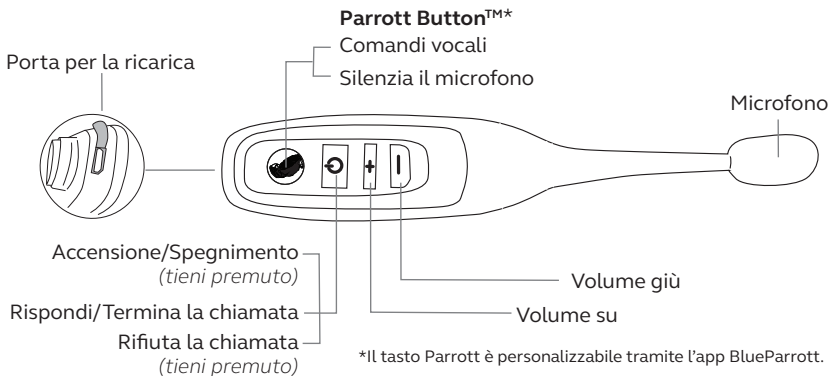
Sulla testa



Dietro al collo



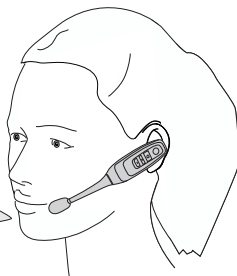
C400-XT è dotato di una scelta fra gli stili di indossaggio sulla testa e dietro il collo. Collega l'auricolare allo stile di indossaggio preferito, come mostrato.



VoiceControl™


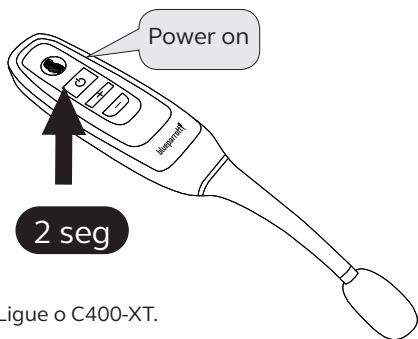
Per le chiamate in arrivo, puoi dire:

"Answer"
(Rispondi)
o **"Ignore"**
(Ignora)



Sfiora il tasto Parrott e pronuncia "What can I say?" per ascoltare l'elenco dei comandi vocali disponibili.

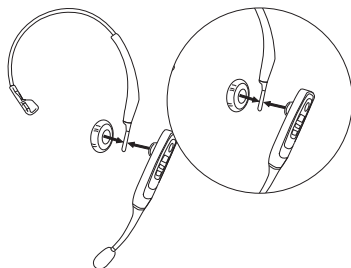
Como emparelhar



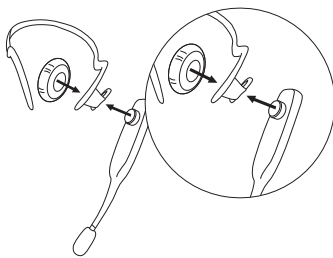
Selecione C400-XT a partir da lista de dispositivos Bluetooth disponíveis no seu smartphone.

Como usar

Sobre a cabeça



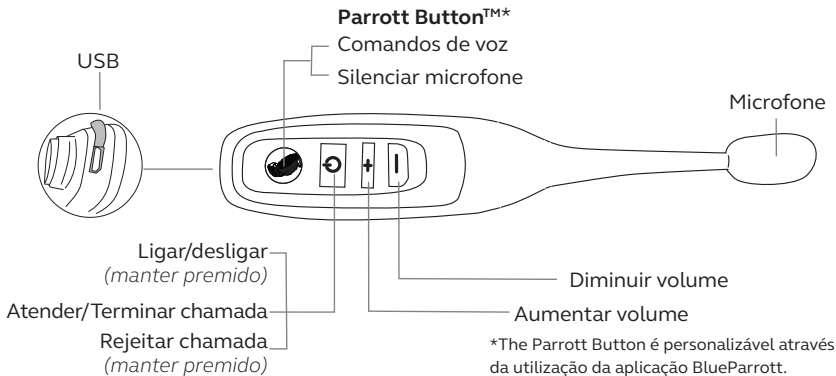
Atrás do pescoço



O C400-XT é fornecido com uma opção de estilos de utilização Sobre a cabeça e Atrás do pescoço: Fixe o auscultador ao seu estilo de uso preferido conforme ilustrado.

Como utilizar

PORTUGUÊS

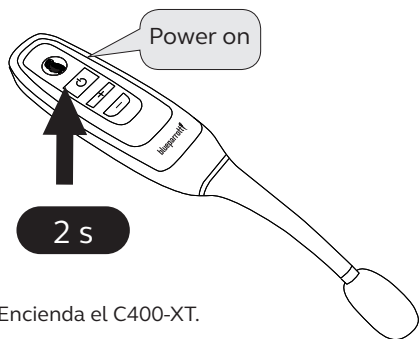


VoiceControl™



Toque no Parrott Button e diga “What can I say?”
(O que posso dizer?) para uma lista de comandos de voz.

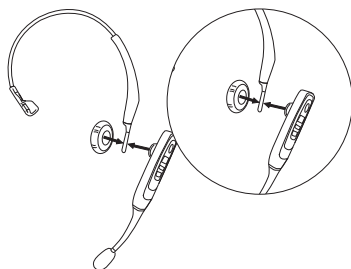
Cómo se sincroniza



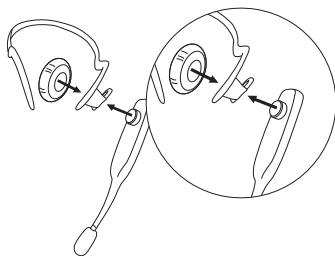
Seleccione C400-XT en la lista de dispositivos Bluetooth de su smartphone.

Cómo se coloca

Por encima de la cabeza

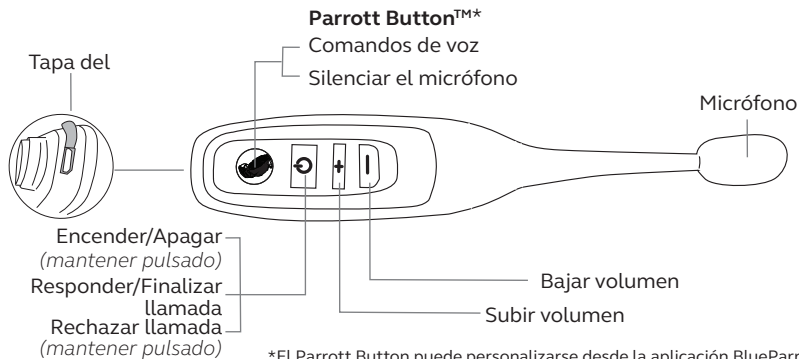


Por detrás del cuello



El C400-XT ofrece los estilos de sujeción: por encima de la cabeza y por detrás del cuello. Conecte el auricular al estilo de sujeción que prefiera según lo indicado.

Cómo se usa


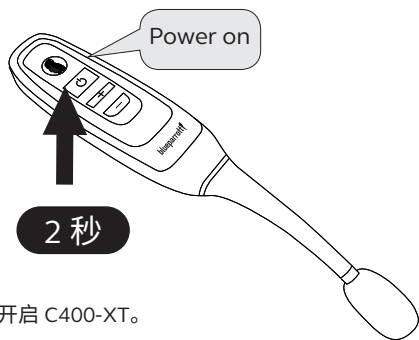


VoiceControl™



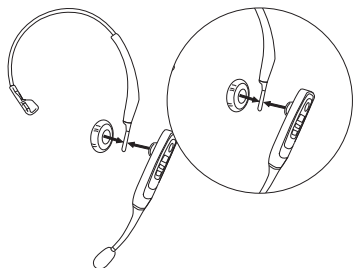
Toque el Parrott Button y diga «What can I say?» (¿Qué puedo decir?) para oír una lista con los comandos de voz disponibles

如何配对

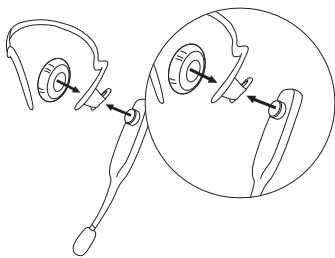


如何佩戴

头戴式

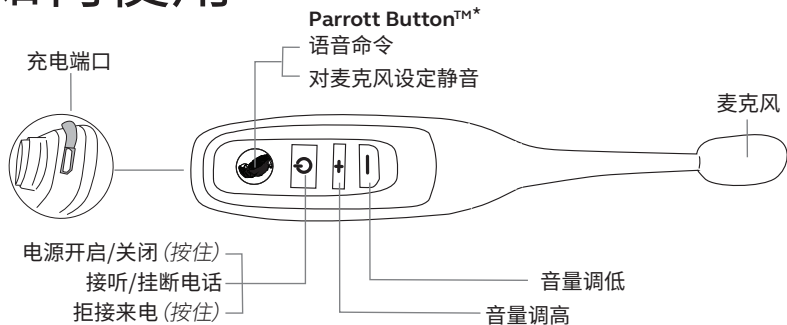


颈后式



C400-XT 提供头戴式和颈后式佩戴方式：根据您喜欢的佩戴方式组装耳麦，如图所示。

如何使用




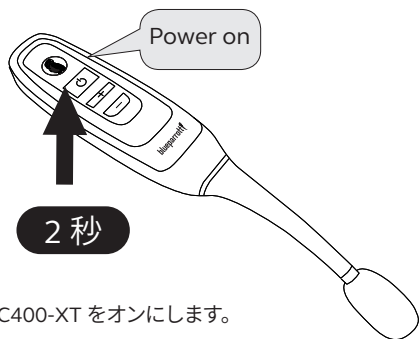
* Parrott Button 可使用 BlueParrott app 自定义。

VoiceControl™



轻按 Parrott Button 按钮并说出“*What can I say?*” (我能说什么?) 聆听语音命令清单。

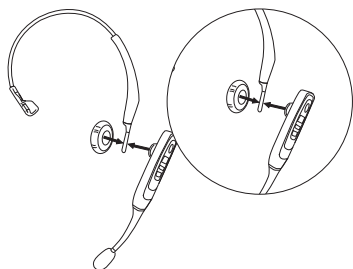
ペアリング方法



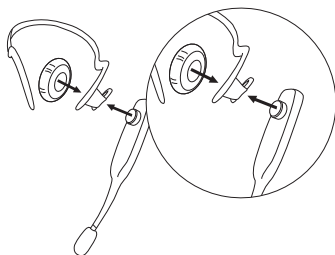
スマートフォンの使用可能な Bluetooth 対応機器のリストから C400-XT を選択します。

装着方法

オーバーヘッド

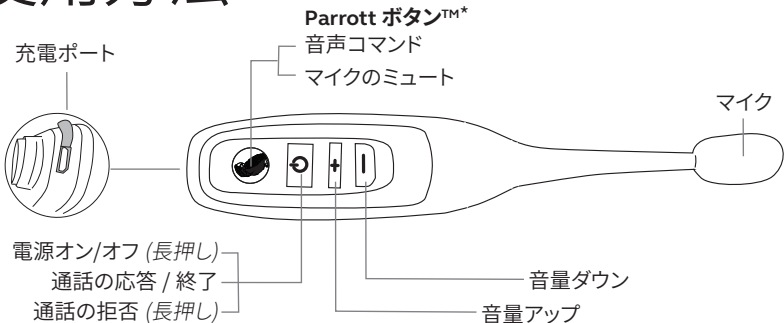


ビハインドネック



C400-XT には、オーバーヘッドとビハインドネックの装着スタイルが用意されています。図のようにヘッドセットをご希望の装着スタイルに取り付けます。

使用方法




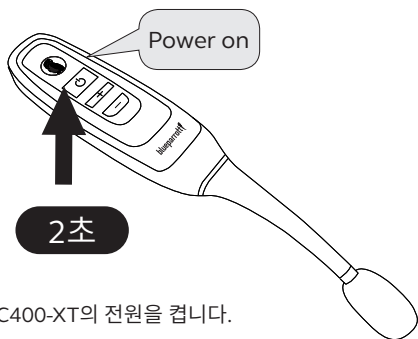
*Parrott ボタンは、BlueParrott アプリを使用してカスタマイズできます。

VoiceControl™ (音声コントロール)



音声コマンドの一覧を聞くには、Parrott ボタンをタップして、「What can I say?」と言います。

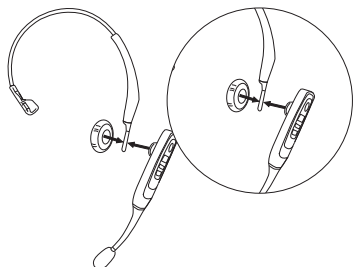
페어링 방법



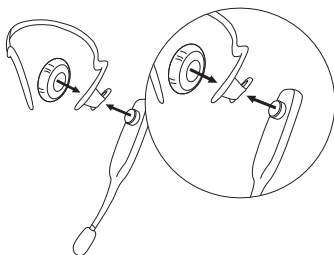
스마트폰의 사용할 수 있는 Bluetooth 장치 목록에서 C400-XT를 선택합니다.

착용 방법

오버더헤드

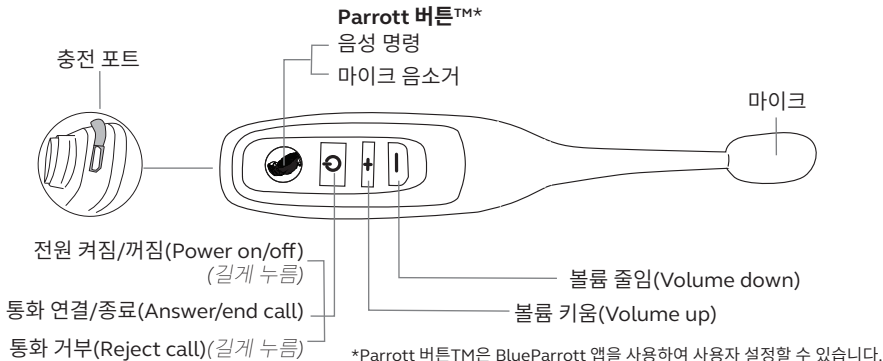


비하인드더넥



C400-XT는 오버더헤드, 비하인드더넥 중에서 착용 스타일을 선택할 수 있도록 제공됩니다. 표시된 사항에 따라 원하는 착용 스타일로 헤드셋을 착용합니다.

사용 방법



음성 제어(VoiceControl)™



음성 명령 목록을 전부 들으려면 Parrott 버튼을 누르고 “What can I say?”라고 말합니다.



© 2018 GN Audio A/S. All rights reserved. BlueParrott® is a trademark of GN Audio A/S. The Bluetooth® word mark and logos are registered trademarks owned by the Bluetooth SIG, Inc. and any use of such marks by GN Audio A/S is under license.

MADE IN CHINA
MODEL: OTE940

FCC ID: BCE-OTE940
IC: 2386C-OTE940

Complies with
IMDA Standards
DA102350

