

### Overview

#### Basic, reliable power distribution for your HPE IT solutions

HPE Standard Series G2 Basic PDUs are designed to work precisely with HPE Infrastructure and Compute solutions and guarantee a compatible fit for use with HPE Standard, Advanced, and Enterprise racks (and compatible with other industry-standard server racks). Built with high-temperature grade premium components, HPE G2 Basic PDUs can operate in temperatures up to 60°C over extended periods of time and provide reliable operation backed by a 5 year warranty.

HPE offers a range of PDU models with mounting options that promote flexible power configuration in racks. Vertical, Horizontal, and True OU mounting, giving you the flexibility to efficiently utilize rack space while placing access to power where you need it most. Serviceability is further enhanced with features such as color-coded outlets and low-profile form factors allowing for simple and quick access to IT equipment and power cables in the rear of the rack.

HPE IEC Locking Power Cords are a new supported option available for HPE G2 PDUs. The IEC Locking Power Cords provide secure cable retention to both the PDU and target device against vibration during shipping and ensuring that cables are not dislodged during a service event. HPE's IEC Locking Power Cords provide a safe and secure solution against the common issues that lead to power-related downtime.

#### Why HPE Basic PDUs?

- All HPE G2 Basic PDUs are rated for operating temperatures up to 60°C (or 140°F).
- Low-profile PDU form factors providing enhanced IT serviceability in the back of the rack while adhering to the rack keep out zone.
- HPE G2 PDUs with IEC C19 and C13 receptacles have integrated cord retention.
- HPE G2 PDUs have color-coded receptacles to easily distinguish between the different load segments/phases.
- High-density vertical form factor providing 24 outlets in a half-height (22U) and 48 outlets in a full-height (42U).
- HPE offers multiple PDU form factors that promote efficient use of space in the rack and provide flexibility in mounting and configuration.
- HPE 1U Horizontal PDUs can support True OU mounting (between the RETMA rails), minimizing the need to use valuable U space in racks for power distribution.
- Vertical HPE G2 PDUs use a button mounting system that allows for installation with outlets facing front, rear or center of rack.
- HPE guarantees 100% compatibility between its Rack and Power Infrastructure products and its industry-standard compute, storage, and networking solutions, backed with a 5-year warranty for all HPE G2 Basic PDU models.
- HPE Foundation Care services purchased for server and storage products, such as extended warranties and premium support services, extend to our Basic PDU products free of charge when purchased together.

## Models

### 100-120V Input, Single Phase, North America/Japan

HPE G2 Basic 1.9kVA/IEC C20 Detachable 16A/120V Outlets (12) 5-20R/1U Horizontal NA/JP PDU	P9Q31A
HPE G2 Basic 1.9kVA/IEC C20 Detachable 16A/120V Outlets (16) 5-20R/Vertical NA/JP PDU	P9Q32A
HPE G2 Basic Modular 2.8kVA/L5-30P 24A/120V Outlets (6) IEC C19/1U Horizontal NA/JP PDU	P9Q33A
HPE G2 Basic 2.8kVA/L5-30P 24A/120V Outlets (22) 5-20R/Vertical NA/JP PDU	P9Q34A
HPE G2 Basic 2.8kVA/L5-30P 24A/120V Outlets (16) 5-20R/2U Horizontal NA/JP PDU	P9Q35A

**NOTE:** Models P9Q31A and P9Q32A include a C19 to NEMA 5-15 input power cord.

### 200-240V Input, Single Phase, Worldwide

HPE G2 Basic Modular 3.6kVA/IEC C20 Detachable 16A/100-240V Outlets (2) C19/1U Horizontal WW PDU	P9Q36A
HPE G2 Basic 3.6kVA/IEC C20 Detachable 16A/100-240V Outlets (12) C13/1U Horizontal WW PDU	P9Q37A
HPE G2 Basic 3.6kVA/IEC C20 Detachable 16A/100-240V Outlets (20) C13 (2) C19/Vertical WW PDU	P9Q38A
HPE G2 Basic 9.2kVA/50A Term Block 40A/208V Outlets (30) C13 (6) C19/Vertical WW PDU	P9Q49A

**NOTE:** Worldwide models do not include an input power cord. Please go to the Related Options section and select the appropriate input power cord for your geographic location.

### 200-208V Input, Single Phase, North America/Japan

HPE G2 Basic Modular 4.9kVA/L6-30P 24A/208V Outlets (6) IEC C19/1U Horizontal NA/JP PDU	P9Q39A
HPE G2 Basic 4.9kVA/L6-30P 24A/208V Outlets (12) C13/1U Horizontal NA/JP PDU	P9Q40A
HPE G2 Basic 4.9kVA/L6-30P 24A/208V Outlets (20) C13/Vertical NA/JP PDU	P9Q41A
HPE G2 Basic 4.9kVA/L6-30P 24A/208V Outlets (36) C13 (6) C19/Vertical NA/JP PDU	P9Q42A
HPE G2 Basic Modular 8.3kVA/CS8265C 40A/208V Outlets (6) C19/1U Horizontal NA/JP PDU	P9Q47A
HPE G2 Basic 8.3kVA/CS8265C 40A/208V Outlets (30) C13 (6) C19/Vertical NA/JP PDU	P9Q48A

### 200-208V Input, Three Phase, North America/Japan

HPE G2 Basic Modular 3Ph 8.6kVA/L15-30P 24A/208V Outlets (6) C19/1U Horizontal NA/JP PDU	P9Q52A
HPE G2 Basic 3Ph 8.6kVA/L15-30P 24A/208V Outlets (18) C13/Vertical NA/JP PDU	P9Q54A
HPE G2 Basic 3Ph 8.6kVA/L21-30P 24A/208V Outlets (24) C13 (3) C19 (3) 5-20R/Vertical NA/JP PDU	P9Q55A
HPE G2 Basic 3Ph 8.6kVA/L15-30P 24A/208V Outlets (30) C13 (6) C19/Vertical NA/JP PDU	P9Q53A
HPE G2 Basic 3Ph 10kVA/CS8365C 28A/208V Outlets (36) C13 (6) C19/Vertical NA/JP PDU	P9Q56A
HPE G2 Basic Modular 3Ph 14.4kVA/CS8365C 40A/208V Outlets (6) C19/1U Horizontal NA/JP PDU	P9Q59A
HPE G2 Basic Modular 3Ph 17.3kVA/60309 60A 4-wire 48A/208V Outlets (6) C19/1U Horizontal NA/JP PDU	P9Q60A
HPE G2 Basic 3Ph 17.3kVA/60309 60A 4-wire 48A/208V Outlets (18) C13 (6) C19/Vertical NA/JP PDU	P9Q61A
HPE G2 Basic 3Ph 17.3kVA/60309 60A 4-wire 48A/208V Outlets (36) C13 (12) C19/Vertical NA/JP PDU	P9Q62A

**NOTE:** P9Q61A and P9Q62A are high density models with circuit breakers on the back side of the unit.

### 220-240V Input, Single Phase, International

HPE G2 Basic Modular 7.3kVA/60309 3-wire 32A/230V Outlets (6) C19/1U Horizontal INTL PDU	P9Q43A
HPE G2 Basic 7.3kVA/60309 3-wire 32A/230V Outlets (12) C13/1U Horizontal INTL PDU	P9Q44A
HPE G2 Basic 7.3kVA/60309 3-wire 32A/230V Outlets (20) C13/Vertical INTL PDU	P9Q45A
HPE G2 Basic 7.3kVA/60309 3-wire 32A/230V Outlets (36) C13 (6) C19/Vertical INTL PDU	P9Q46A
HPE G2 Basic 11kVA/60309 63A 3-wire 48A/230V Outlets (30) C13 (6) C19/Vertical INTL PDU	P9Q50A
HPE G2 Basic Modular 14.4kVA/60309 63A 3-wire 48A/230V Outlets (6) C19/1U Horizontal INTL PDU	P9Q51A

### 220-240V Input, Three Phase, International

HPE G2 Basic 3Ph 11kVA/60309 5-wire 16A/230V Outlets (36) C13 (6) C19/Vertical INTL PDU	P9Q58A
HPE G2 Basic Modular 3Ph 11kVA/60309 5-wire 16A/230V Outlets (6) C19/1U Horizontal INTL PDU	P9Q57A
HPE G2 Basic Modular 3Ph 22kVA/60309 5-wire 32A/230V Outlets (6) C19/1U Horizontal INTL PDU	P9Q63A
HPE G2 Basic 3Ph 22kVA/60309 5-wire 32A/230V Outlets (18) C13 (6) C19/Vertical INTL PDU	P9Q64A
HPE G2 Basic 3Ph 22kVA/60309 5-wire 32A/230V Outlets (36) C13 (12) C19/Vertical INTL PDU	P9Q65A

**NOTE:** P9Q64A and P9Q65A are high density models with circuit breakers on the back side of the unit.


## Models

### Horizontal Form Factors

1U Horizontal- P9Q47A




Top view




Elevated view

2U Horizontal - P9Q35A



Top view



Elevated view

### Vertical Form Factors

Quarter-Height - P9Q37A




Top view



Elevated view

## Models

Half-Height – P9Q61A



Top view



Elevated view

Mid-Height – P9Q42A



Top view



Elevated view

Full-Height – P9Q65A



Top view



Elevated view

## Key Features

### Compatibility

- Designed specifically for use with HPE rack enclosures and IT solutions but can work with most 3<sup>rd</sup> party IT racks

### Reliability/Durability

- 5-year warranty with free service/support upgrades matching server purchase
- High reliability at elevated operating temperature levels (up to 60°C)

### Usability/Serviceability

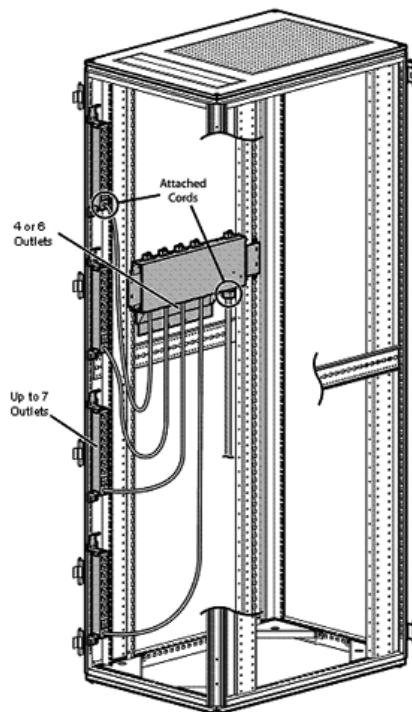
- Wide range of mounting options including vertical, 1U/2U horizontal, and True OU
- Modular PDU options supporting True OU mounting between the RETMA rails of the rack
- High-density vertical power outlet configurations with up to 48 outlets on a single PDU
- Full range of single and three phase input and output power capabilities
- 1.9kVA to 22kVA power distribution to meet the needs of both small and large data centers
- Built-in three-sided button mounting system supporting flexible installations
- Low-profile PDU form factors providing enhanced IT serviceability in the back of the rack
- Color coded receptacles and circuit breaker banks to easily identify specific outlets
- Multiple extension bar options that inexpensively expand outlet configurations

### Safety/Security

- Optional dual-locking power cords that secure both power connections
- Support for integrated individual power cord retention

### True OU Mounting

All HPE Horizontal PDUs can be installed in any U position in your rack. However, HPE 1U Horizontal PDUs have a unique architecture designed specifically for data center customers who want to maximize space efficiencies in the rack. These models can be installed in the OU space between the RETMA rails on HPE Advanced and Enterprise Series racks (see diagram below)



### Modular PDU

HPE Basic Modular PDUs combine True OU and 1U Horizontal mounting support with the capability of adding extension bars to expand access to power in the back of the rack. Extension Bars mount directly

## Key Features

<b>Form Factor</b>	to the frame of the rack in multiple locations allowing you the flexibility of placing access to power where it is needed most (see diagram above). Multiple extension bar options are available to help you customize the outlet configurations you require.
<b>HPE PDU Extension Bar Options</b>	HPE PDU extension bar options help expand the availability of power in the rear of the rack. Each extension bar includes a locking input power cord that connects to the PDU and supports HPE's new IEC Locking Power Cords (for C13/C14 and C19/C20 connections). HPE PDU extension bars can be added to Horizontal and Vertical PDU models with available C20 outlets for additional outlets and are compatible with previous generation PDU models that offer C20 outlets (locking feature only supported on new G2 PDU models). See the Related Options section for more information on G2 Extension Bar models.
<b>High-Density Vertical PDU Models</b>	High-density vertical PDU models provide 24 outlets in a half-height (22U) form factor and 48 outlets in a full-height (42U) form factor. This density is achieved by placing the power receptacles on one side of the PDU and access to the circuit breakers on the opposite side without significantly impacting the height (profile) of the PDU. See the Model Matrix section for more information on high-density Vertical PDU models.
<b>IEC Locking Power Cords</b>	HPE G2 PDU models support optional IEC Locking Power Cords with an integrated locking technology on both ends of the cable. Locking Power Cords are available for both C13/14 and C19/20 power connections, include multiple cable length options, and can be purchased in single or six-pack kits. One IEC Locking Power Cord has been included with each PDU model that supports either a C13 and/or C19 outlet.
<b>Color-Coded Outlets</b>	All HPE G2 PDU models now include color-coded outlets. Highly visible from the rear of the rack, color-coding helps to easily and clearly identify outlets to simplify cabling and power phase balancing when configuring and maintaining power for your IT equipment.
<b>Rated for High Operating Temperatures</b>	HPE G2 PDUs are rated for operating temperatures up to 60°C (or 140°F). HPE G2 PDUs are designed with high temperature rated premium components and construction that support increased reliability levels at elevated temperatures.
<b>5-Year Warranty</b>	HPE G2 Basic PDU models are supported with a 5-year warranty. The HPE Foundation Care Extension program provides additional support and services for your PDU models when purchased with HPE servers, storage, and networking solutions at no additional charge.

Additional information regarding worldwide limited warranty and technical support is available at: <http://h17007.www1.hpe.com/us/en/enterprise/servers/warranty/index.aspx#.V-10xE3rvbq>

## Related Options

### Related Options

<b>Extension Bars</b>	HPE G2 IEC C20 Input/(8) C13 Expansion Outlets/PDU Extension Bar Kit	P9Q66A
	HPE G2 IEC C20 Input/(4) C13 (2) C19 Expansion Outlets/PDU Extension Bar Kit	P9Q67A
	HPE G2 IEC C20 Input/(7) 5-20R Expansion Outlets/PDU Extension Bar Kit	P9Q68A

**NOTE:** All kits include 2 extension bars with a locking C19 input power cord (1.8m).

<b>IEC Locking Power Cords</b>	HPE C13 - C14 WW 250V 10Amp 0.7m Black Locking Power Cord	Q0P67A
	HPE C13 - C14 WW 250V 10Amp 0.7m Black 6-pack Locking Power Cord	Q0Q02A
	HPE C13 - C14 WW 250V 10Amp 1.4m Black Locking Power Cord	Q0P68A
	HPE C13 - C14 WW 250V 10Amp 1.4m Black 6-pack Locking Power Cord	Q0Q03A
	HPE C13 - C14 WW 250V 10Amp 2m Black Locking Power Cord	Q0P69A
	HPE C13 - C14 WW 250V 10Amp 2m Black 6-pack Locking Power Cord	Q0Q04A
	HPE C13 - C14 WW 250V 10Amp 3m Black Locking Power Cord	Q0P70A
	HPE C13 - C14 WW 250V 10Amp 3m Black 6-pack Locking Power Cord	Q0Q05A
	HPE C19 - C20 WW 250V 16Amp 0.7m Black Locking Power Cord	Q0R19A
	HPE C19 - C20 WW 250V 16Amp 0.7m 6-pack Black Locking Power Cord	Q0R15A
	HPE C19 - C20 WW 250V 16Amp 1.2m Black Locking Power Cord	Q0P71A
	HPE C19 - C20 WW 250V 16Amp 1.2m 6-pack Black Locking Power Cord	Q0R16A
	HPE C19 - C20 WW 250V 16Amp 2m Black Locking Power Cord	Q0P72A
	HPE C19 - C20 WW 250V 16Amp 2m 6-pack Black Locking Power Cord	Q0R17A
	HPE C19 - C20 WW 250V 16Amp 2.5m Black Locking Power Cord	Q0P73A
	HPE C19 - C20 WW 250V 16Amp 2.5m 6-pack Black Locking Power Cord	Q0R18A

**NOTE:** HPE Locking Power Cords support HPE G2 Standard Series Basic PDUs with C13/14 or C19/20 power receptacles.

<b>IEC Standard Power Cords</b>	HP C13 - C14 WW 250V 10A Gray 0.7m Jumper Cord	A0K03A
	HP C13 - C14 WW 250V 10Amp 0.7m Jumper Cord	142257-B28
	HP C13 - C14 WW 250V 10Amp 1.4m Jumper Cord	142257-006
	HP C13 - C14 WW 250V 10A Gray 1.37m Jumper Cord	A0K04A
	HP C13 - C14 WW 250V 10Amp 1.4m 15 pc Jumper Cord	142257-007
	HP C13 - C14 WW 250V 10Amp 2.0m Jumper Cord	A0K02A
	HP C13 - C14 WW 250V 10Amp Flint Gray 2.0m Jumper Cord	AF573A
	HP C13 - C14 WW 250V 10Amp 2.5m Jumper Cord	142257-002
	HP C13 - C14 WW 250V 10Amp 3.0m Jumper Cord	142257-003
	HP C13 - C14 WW 250V 10A Gray 3.0m Jumper Cord	A0K06A
	HP C20 - C13 WW 250V 15Amp 2.0m Jumper Cord	AF590A
	HP C19 - C20 WW 250V 16Amp Flint Gray 1.20m Jumper Cord	AF575A
	HP C19 - C20 WW 250V 16Amp Flint Gray 2.0m Jumper Cord	AF574A
	HP C19 - C20 WW 250V 16Amp 2.5m Jumper Cord	295633-B22
	HP 200-250V 10A C15 to C14 .76m Jumper Cable	E7807A

### Country-Specific Power Cords

	HP C13 - NEMA 5-15P US/CA 110V 10Amp 1.83m Power Cord	AF556A
	HP C19 - NEMA L6-20P NA/JP 250V 20Amp High Voltage 3.6m Power Cord	AF593A
	HP C19 - NBR-14136 BR 250V 16Amp 2.5m Power Cord	AF592A
	HP C19 - GB-1002 CN 250V 16Amp 2.5m Power Cord	AF584A
	HP C19 - IS-1293 IN/PK/BD 250V 16Amp 2.5m Power Cord	AF582A
	HP C19 - ISI-32 IL 250V 16Amp 2.5m Power Cord	AF583A
	HP C19 - AS3112-3 AU/NZ 250V 15Amp 3.6m Power Cord	AF577A

---

**Related Options**

HP C19 - IEC-309 DK/SE/AR 250V 16Amp 3.6m Power Cord	AF581A
HP C19 - CEE-VII EU 250V 16Amp 3.6m Power Cord	AF576A
HP C19 - CEI-23-50 IT/CL 250V 16Amp 3.6m Power Cord	AF580A
HP C19 - SABS-164 ZA 250V 16Amp 3.6m Power Cord	AF579A
HP C19 - BS-1363/A UK/HK/SG 250V 13Amp 3.6m Power Cord	359615-031
HP 240 VAC 4.5M Unterminated End NA Power Cord	E7806A

---

**HPE Mounting  
Brackets**

HPE Vertical PDU 10K G2 Mounting Kit	H6L32A
--------------------------------------	--------

**NOTE:** This kit allows for HPE G2 Basic PDU vertical models to be mounted in HPE 10000 G2 series racks and in the HPE Standard Series rack.



## Model Matrix – Form Factor/Mounting Options

Mounting options for Horizontal 1U and 2U PDU models					
Model	W x H x D	Unit Weight	U Height	Horizontal Mounting	True 0U Mounting
P9Q31A	17.461 x 1.633 x 2.087 in	2.2 lbs.	1U	✓	✓
P9Q33A	17.461 x 1.713 x 7.772 in	9.3 lbs.	1U	✓	✓
P9Q35A	17.461 x 3.425 x 1.713 in	10.2 lbs.	2U	✓	n/a
P9Q36A	17.461 x 1.633 x 2.087 in	2.0 lbs.	1U	✓	✓
P9Q37A	17.461 x 1.633 x 2.087 in	2.2 lbs.	1U	✓	✓
P9Q39A	17.461 x 1.713 x 7.772 in	9.7 lbs.	1U	✓	✓
P9Q40A	17.461 x 1.713 x 7.772 in	10.2 lbs.	1U	✓	✓
P9Q43A	17.461 x 1.713 x 7.772 in	9.3 lbs.	1U	✓	✓
P9Q44A	17.461 x 1.713 x 7.772 in	8.7 lbs.	1U	✓	✓
P9Q47A	17.461 x 1.713 x 7.772 in	12.1 lbs.	1U	✓	✓
P9Q51A	17.461 x 1.713 x 7.772 in	12.5 lbs.	1U	✓	✓
P9Q52A	17.461 x 1.713 x 7.772 in	9.5 lbs.	1U	✓	✓
P9Q57A	17.461 x 1.633 x 2.087 in	5.1 lbs.	1U	✓	✓
P9Q59A	17.461 x 1.713 x 7.772 in	18.5 lbs.	1U	✓	✓
P9Q60A	17.461 x 1.713 x 7.772 in	19.6 lbs.	1U	✓	✓
P9Q63A	17.461 x 1.713 x 7.772 in	10.6 lbs.	1U	✓	✓

Mounting options for Vertical PDU models in HPE Advanced and Enterprise racks (1075mm depth)							
Model	W x H x D	Unit Weight	Vertical Height	Maximum PDUs Supported Per Side			
				22U	36U	42U	48U
P9Q31A	17.461 x 1.633 x 2.087 in	2.2 lbs.	Quarter-Height	2	2	6	6
P9Q32A	2.047 x 32.165 x 2.087 in	4.4 lbs.	Half-Height	2	2	4	4
P9Q34A	2.047 x 32.165 x 2.087 in	8.4 lbs.	Half-Height	2	2	4	4
P9Q36A	17.461 x 1.633 x 2.087 in	2.0 lbs.	Quarter-Height	2	2	6	6
P9Q37A	17.461 x 1.633 x 2.087 in	2.2 lbs.	Quarter-Height	2	2	6	6
P9Q38A	2.047 x 32.165 x 2.087 in	4.5 lbs.	Half-Height	2	2	4	4
P9Q41A	2.047 x 32.165 x 2.087 in	8.1 lbs.	Half-Height	2	2	4	4
P9Q42A	2.047 x 58.661 x 2.087 in	12.0 lbs.	Mid-Height	n/a	2	2	2
P9Q45A	2.047 x 32.165 x 2.087 in	7.4 lbs.	Half-Height	2	2	4	4
P9Q46A	2.047 x 58.661 x 2.087 in	11.1 lbs.	Mid-Height	n/a	2	2	2
P9Q48A	2.047 x 58.661 x 2.087 in	13.2 lbs.	Mid-Height	n/a	2	2	2
P9Q49A	2.047 x 58.661 x 2.087 in	10.0 lbs.	Mid-Height	n/a	2	2	2
P9Q50A	2.047 x 58.661 x 2.087 in	14.7 lbs.	Mid-Height	n/a	2	2	2
P9Q53A	2.047 x 58.661 x 2.087 in	13.5 lbs.	Mid-Height	n/a	2	2	2
P9Q54A	2.047 x 32.165 x 2.087 in	9.3 lbs.	Half-Height	n/a	2	4	4
P9Q55A	2.047 x 58.661 x 2.087 in	14.0 lbs.	Mid-Height	n/a	2	2	2
P9Q56A	2.047 x 68.898 x 2.087 in	17.4 lbs.	Full-Height	n/a	n/a	2	2
P9Q57A	17.461 x 1.633 x 2.087 in	5.1 lbs.	Quarter-Height	2	2	6	6
P9Q58A	2.047 x 58.661 x 2.087 in	9.9 lbs.	Mid-Height	n/a	2	2	2
P9Q61A*	2.047 x 36.024 x 4.409 in	21.3 lbs.	Half-Height	1	1	2	2
P9Q62A*	2.047 x 71.654 x 4.409 in	27.1 lbs.	Full-Height	n/a	n/a	1	1
P9Q64A*	2.047 x 36.024 x 4.409 in	12.3 lbs.	Half-Height	1	1	2	2
P9Q65A*	2.047 x 71.654 x 4.409 in	20.3 lbs.	Full-Height	n/a	n/a	1	1

\* HPE high density model mounts on its side with outlets facing the back of the rack.

## Model Matrix – Input Power

**NOTE:** HPE G2 Advanced and Enterprise 1200mm deep racks include an extra set (2) of PDU trays in the rear of the rack enabling support of up to 2x the number of PDUs listed above for 1075mm deep racks.

Model	Region	Power Phase	Input Voltage Range	Input Current	Circuit Breakers	Input Plug Type	Input Cord Length
P9Q31A	NA/JP	Single	100 - 120V	16A	None	5-15P	12' (Detachable)
P9Q32A	NA/JP	Single	100 - 120V	16A	None	5-15P	12' (Detachable)
P9Q33A	NA/JP	Single	100 - 120V	24A	(2) 1-pole, 20A	L5-30P	12'
P9Q34A	NA/JP	Single	100 - 120V	24A	(2) 1-pole, 20A	L5-30P	10'
P9Q35A	NA/JP	Single	100 - 120V	24A	(2) 1-pole, 20A	L5-30P	12'
P9Q36A	WW	Single	100 - 240V	16A	None	C20 Inlet	Detachable
P9Q37A	WW	Single	100 - 240V	16A	None	C20 Inlet	Detachable
P9Q38A	WW	Single	100 - 240V	16A	None	C20 Inlet	Detachable
P9Q39A	NA/JP	Single	200 - 208V	24A	(2) 2-pole 20A	L6-30P	12'
P9Q40A	NA/JP	Single	200 - 208V	24A	(2) 2-pole 20A	L6-30P	12'
P9Q41A	NA/JP	Single	200 - 208V	24A	(2) 2-pole 20A	L6-30P	10'
P9Q42A	NA/JP	Single	200 - 208V	24A	(2) 2-pole 20A	L6-30P	10'
P9Q43A	INTL	Single	220 - 240V	32A	(2) 1-pole, 16A	IEC 32A, 1ph	12'
P9Q44A	INTL	Single	220 - 240V	32A	(2) 1-pole, 16A	IEC 32A, 1ph	12'
P9Q45A	INTL	Single	220 - 240V	32A	(2) 1-pole, 16A	IEC 32A, 1ph	10'
P9Q46A	INTL	Single	220 - 240V	32A	(2) 1-pole, 16A	IEC 32A, 1ph	10'
P9Q47A	NA/JP	Single	200 - 208V	40A	(3) 2-pole, 20A	CS8265C	12'
P9Q48A	NA/JP	Single	200 - 208V	40A	(3) 2-pole, 20A	CS8265C	10'
P9Q49A	WW	Single	200 - 208V	40A	(3) 2-pole, 20A	50A Terminal Block	Detachable
P9Q50A	INTL	Single	220 - 240V	48A	(3) 1-pole, 16A	IEC 63A, 1ph	10'
P9Q51A	INTL	Single	220 - 240V	63A	(6) 1-pole, 16A	IEC 63A, 1ph	12'
P9Q52A	NA/JP	Three	200 - 208V	24A	(3) 2-pole, 20A	L15-30P	12'
P9Q53A	NA/JP	Three	200 - 208V	24A	(3) 2-pole, 20A	L15-30P	10'
P9Q54A	NA/JP	Three	200 - 208V	24A	(3) 2-pole, 20A	L15-30P	10'
P9Q55A	NA/JP	Three	120/208V	24A	(3) 2-pole, 20A	L21-30P	10'
P9Q56A	NA/JP	Three	200 - 208V	28A	(3) 2-pole, 20A	CS8365C	10'
P9Q57A	INTL	Three	200 - 240V/346 - 415V	16A	None	IEC 16A, 3ph	12'
P9Q58A	INTL	Three	200 - 240V/346 - 415V	16A	None	IEC 16A, 3ph	10'
P9Q59A	NA/JP	Three	200 - 208V	40A	(6) 2-pole, 20A	CS8365C	12'
P9Q60A	NA/JP	Three	200 - 208V	48A	(6) 2-pole, 20A	IEC 60A, 3ph	12'
P9Q61A	NA/JP	Three	200 - 208V	48A	(6) 2-pole, 20A	IEC 60A, 3ph	10'
P9Q62A	NA/JP	Three	200 - 208V	48A	(6) 2-pole, 20A	IEC 60A, 3ph	10'
P9Q63A	INTL	Three	200 - 240V/346 - 415V	32A	(6) 1-pole, 16A	IEC 32A, 3ph	12'
P9Q64A	INTL	Three	200 - 240V/346 - 415V	32A	(6) 1-pole, 16A	IEC 32A, 3ph	10'
P9Q65A	INTL	Three	200 - 240V/346 - 415V	32A	(6) 1-pole, 16A	IEC 32A, 3ph	10'

**NOTE:** All Input Circuit Ratings for NA/JP models have been de-rated according to NEC requirements.

Nominal Input Voltage Ratings used for calculating output power are as follows:

- 100 - 120V: 120V
- 200 - 208V: 208V
- 100 - 240V: 230V
- 220 - 240V: 230V

## Model Matrix – Input Power

- 200 – 240V/346 – 415V: 230V

## Model Matrix – Output Power

Model	Region	Nominal Power (kVA)	Output Voltage Range	Output Receptacles	Support Extension Bar Options	Support Locking Power Cord Options
P9Q31A	NA/JP	1.9	100-125V	(12)5-20R	n/a	n/a
P9Q32A	NA/JP	1.9	100-125V	(16)5-20R	n/a	n/a
P9Q33A	NA/JP	2.8	100-125V	(6)C19	✓	✓
P9Q34A	NA/JP	2.8	100-125V	(22)5-20R	n/a	n/a
P9Q35A	NA/JP	2.8	100-125V	(16)5-20R	n/a	n/a
P9Q36A	WW	3.6	100-240V	(2)C19	✓	✓
P9Q37A	WW	3.6	100-240V	(12)C13	n/a	✓
P9Q38A	WW	3.6	100-240V	(20)C12, (2)C19	✓	✓
P9Q39A	NA/JP	4.9	200-240V	(6)C19	✓	✓
P9Q40A	NA/JP	4.9	200-240V	(12)C13	n/a	✓
P9Q41A	NA/JP	4.9	200-240V	(20)C13	n/a	✓
P9Q42A	NA/JP	4.9	200-240V	(36)C13, (6)C19	✓	✓
P9Q43A	INTL	7.3	220-240V	(6)C19	✓	✓
P9Q44A	INTL	7.3	220-240V	(12)C13	n/a	✓
P9Q45A	INTL	7.3	220-240V	(20)C13	n/a	✓
P9Q46A	INTL	7.3	220-240V	(36)C13, (6)C19	✓	✓
P9Q47A	NA/JP	8.3	200-240V	(6)C19	✓	✓
P9Q48A	NA/JP	8.3	200-240V	(30)C13, (6)C19	✓	✓
P9Q49A	WW	9.2	200-240V	(30)C13, (6)C19	✓	✓
P9Q50A	INTL	11	220-240V	(30)C13, (6)C19	✓	✓
P9Q51A	INTL	14.4	220-240V	(6)C19	✓	✓
P9Q52A	NA/JP	8.6	200-240V	(6)C19	✓	✓
P9Q53A	NA/JP	8.6	200-240V	(30)C13, (6)C19	✓	✓
P9Q54A	NA/JP	8.6	200-240V	(18)C13	n/a	✓
P9Q55A	NA/JP	8.6	120/208V	(24)C13, (3)C19, (3)5-20R	✓	✓
P9Q56A	NA/JP	10	200-240V	(36)C13, (6)C19	✓	✓
P9Q57A	INTL	11	220-240V	(6)C19	✓	✓
P9Q58A	INTL	11	220-240V	(36)C13, (6)C19	✓	✓
P9Q59A	NA/JP	14.4	200-240V	(6)C19	✓	✓
P9Q60A	NA/JP	17.3	200-240V	(6)C19	✓	✓
P9Q61A	NA/JP	17.3	200-240V	(18)C13, (6)C19	✓	✓
P9Q62A	NA/JP	17.3	200-240V	(36)C13, (12)C19	✓	✓
P9Q63A	INTL	22	220-240V	(6)C19	✓	✓
P9Q64A	INTL	22	220-240V	(18)C13, (6)C19	✓	✓
P9Q65A	INTL	22	220-240V	(36)C13, (12)C19	✓	✓

**NOTE:** For more information on Extension Bar and Power Cord options, please see the Related Options section.

**PDU Plugs**

Voltage	Amps	# Wires	Plug Name	Sample Plug Image (color may vary by manufacturer)	
100-125 V Single Phase	15 A	3	NEMA 5-15P		
	30 A	3	NEMA L5-30P		
200-240 V Single Phase	20 A	3	IEC C20		
	30 A	3	NEMA L6-30P		
	32 A	3	IEC 309 32A		
	50 A	3	CS8265C		
	63 A	3	IEC 309 63A		
200 - 208 V NA/JPN Three Phase	30 A	5	NEMA L15-30P		
	30 A	5	NEMA L21-30P		
	50 A	4	CS8365C		
	60 A	4	IEC 309 60A		
200 - 240 V and 346 - 415 V INTL Three Phase	16 A	5	IEC 309 16 A		
	32 A	5	IEC 309 32 A		

## Technical Specifications

<b>Operating Temperature</b>	50° to 140° F (10° to 60° C)
<b>Operating Relative Humidity (%)</b>	10% to 90%
<b>Operating Elevation</b>	0 to 10,000 ft. (0 to 3000 m)
<b>Storage Temperature</b>	-4° to 140° F (-20° to 60° C)
<b>Storage Relative Humidity (%)</b>	5% to 95%
<b>Storage Elevation</b>	0 to 30,000 ft. (0 to 9144 m)
<b>Conformance Standards</b>	UL or CSA, CB Test - NA/JPN models CE, DEMKO, EAC - INTL models UL or CSA, CB Test+CE, DEMKO, EAC - WW models

<b>Kit Contents</b>	All G2 Basic PDU models ship with: <ul style="list-style-type: none"> <li>• Mounting brackets/hardware</li> <li>• Tie wraps</li> <li>• Locking Power Cord Sample (for models with either C13 and/or C19 outlets)</li> <li>• Read me first card</li> </ul>
---------------------	---

<b>Environment-friendly Products and Approach</b>	<b>End-of-life Management and Recycling</b>	Hewlett Packard Enterprise offers end-of-life product return, trade-in, and recycling programs, in many geographic areas, for our products. Products returned to Hewlett Packard Enterprise will be recycled, recovered or disposed of in a responsible manner.
---	---	---

[http://www8.hp.com/us/en/hpe/hp-information/livingprogress/environmentalprogress/product-recycling.html#.V-IPA\\_krKiM](http://www8.hp.com/us/en/hpe/hp-information/livingprogress/environmentalprogress/product-recycling.html#.V-IPA_krKiM)

The EU WEEE directive (2002/95/EC) requires manufacturers to provide treatment information for each product type for use by treatment facilities. This information (product disassembly instructions) is posted on the Hewlett Packard Enterprise web site. These instructions may be used by recyclers and other WEEE treatment facilities as well as Hewlett Packard Enterprise OEM customers who integrate and re-sell Hewlett Packard Enterprise equipment.

[http://www8.hp.com/us/en/hpe/hp-information/livingprogress/environmentalprogress/product-recycling.html#.V-IPA\\_krKiM](http://www8.hp.com/us/en/hpe/hp-information/livingprogress/environmentalprogress/product-recycling.html#.V-IPA_krKiM)

## Summary of Changes

Date	Version History	Action	Description of Change
13-Feb-2017	From Version 2 to 3	Changed	Overview, Models, Key Features, Related Options, Model Matrix – Form Factor/Mounting Options, Model Matrix – Input Power, and PDU Plugs were revised.
09-Dec-2016	From Version 1 to 2	Changed	Technical Specifications section was revised.
28-Nov-2016	Version 1	Added	New QuickSpecs.



**Sign up for updates**



© Copyright 2017 Hewlett Packard Enterprise Development Company, L.P.  
The information contained herein is subject to change without notice.

The only warranties for Hewlett Packard Enterprise products and services are set forth in the express warranty statements accompanying such products and services. Nothing herein should be construed as constituting an additional warranty. Hewlett Packard Enterprise shall not be liable for technical or editorial errors or omissions contained herein.

c05324691 - 15755 - Worldwide - V3 - 13-February-2017