

1×8 HDMI 2.0 4K@60HZ/HDCP 2.2 Splitter

Quick Installation Guide Ver. 1.0

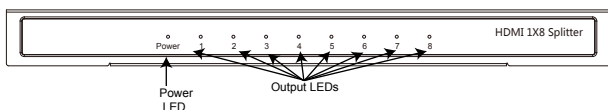
All brand names and trademarks are properties of their respective owners

SYSTEM REQUIREMENTS:

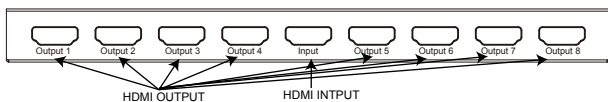
- HDMI equipped source devices such as a DVD/Blu-ray play with HDMI cables or DVI to HDMI cables
- HDMI equipped displays (TVs or monitors) with HDMI cables

PANEL DESCRIPTIONS:

Front Panel



Rear Panel



- POWER LED:** The power LED will illuminate when the unit is powered.
- Output LEDs:** These LEDs will illuminate when the HDMI outputs are connected to the display with signal display on screen.
- HDMI OUTPUT:** Connect each of the output ports to the HDMI display for simultaneous HDMI distribution.
- HDMI INPUT:** Connect the input port to the HDMI or DVI output of your source equipment such as DVD player or set-top box.
- HDMI OUTPUT:** Connect each of the output ports to the HDMI display for simultaneous HDMI distribution.
- 5V/DC, 2 A:** Connect the 5 V/DC, 2 A power supply into the splitter and Plug the adaptor to AC wall outlet.

INTRODUCTION:

This high performance HDMI splitter provide one HDMI in to eight HDMI outputs and supports 4K2K, Full 3D, 12-bit Deep Color as well as High Definition Lossless Audio. With its 18Gbps bandwidth and the additional features of the latest HDMI standards you can be sure of great HDMI distribution.

APPLICATIONS:

- Simultaneously display one HDMI source on eight TVs/projectors
- Showroom display
- University lecture hall display
- Retail sales display
- Commercial presentation switcher/scaler

FEATURES:

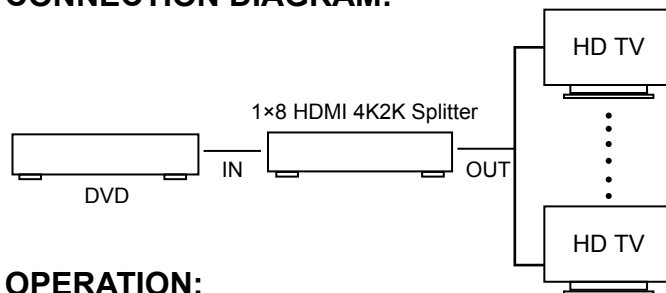
- Integrated HDCP decryption/encryption engines which are compliant with HDCP Rev 1.4/2.2 specification
- Wide Frequency Range: 25MHz - 600MHz
- Supports HDTV resolutions up to 4K2K@60Hz
- Supports 4K@60Hz, Deep Color 12-bit
- Supports LPCM 7.1CH, and DTS-HD Master Audio
- Supports Full 3D

PACKAGE CONTENTS:

- 1x 1×8 HDMI 2.0 4K@60HZ/HDCP 2.2 Splitter
- 1x 5 V/2A DC Power Supply Adaptor
- 1x User Manual

1

CONNECTION DIAGRAM:



OPERATION:

1. Connect the HDMI cable from the HD source to the input port of this HDMI Splitter.
2. Connect the HDMI cables from your displays (monitor or projector) to the outputs of this Splitter.
3. Plug the 5VDC power supply into this HDMI Splitter.
4. Turn on the power then the HDTV signal will be distributed to each HDTV display.

SPECIFICATIONS:

Video Bandwidth	600MHz/6Gbps per channel, 18Gbps all channel
Input Port:	1×HDMI (Female connector)
Output Ports:	8×HDMI (Female connector)
Output Resolution	480i~1080p@50/60, 1080p@24/50/60, VGA~UXGA, 4K 2K@60Hz
Chassis Material	Metal
Operating Temperature	0 °C~40 °C/32 °F~104 °F
Storage Temperature	-20 °C~60 °C/-4 °F~140 °F
Relative Humidity	20~90% RH (non-condensing)

Note: When displaying a 3D signal with a higher bandwidth than 225MHz or a 4K2K resolution source, a High Speed HDMI cable is required.

3

2

4