ERGOTRON®

User's Guide
Guía del usuario
Manuel de l'utilisateur
Gebruikersgids
Benutzerhandbuch
Guida per l'utente
Användarhandbok
ユーザーガイド
用户指南

SV Wire Basket, Large

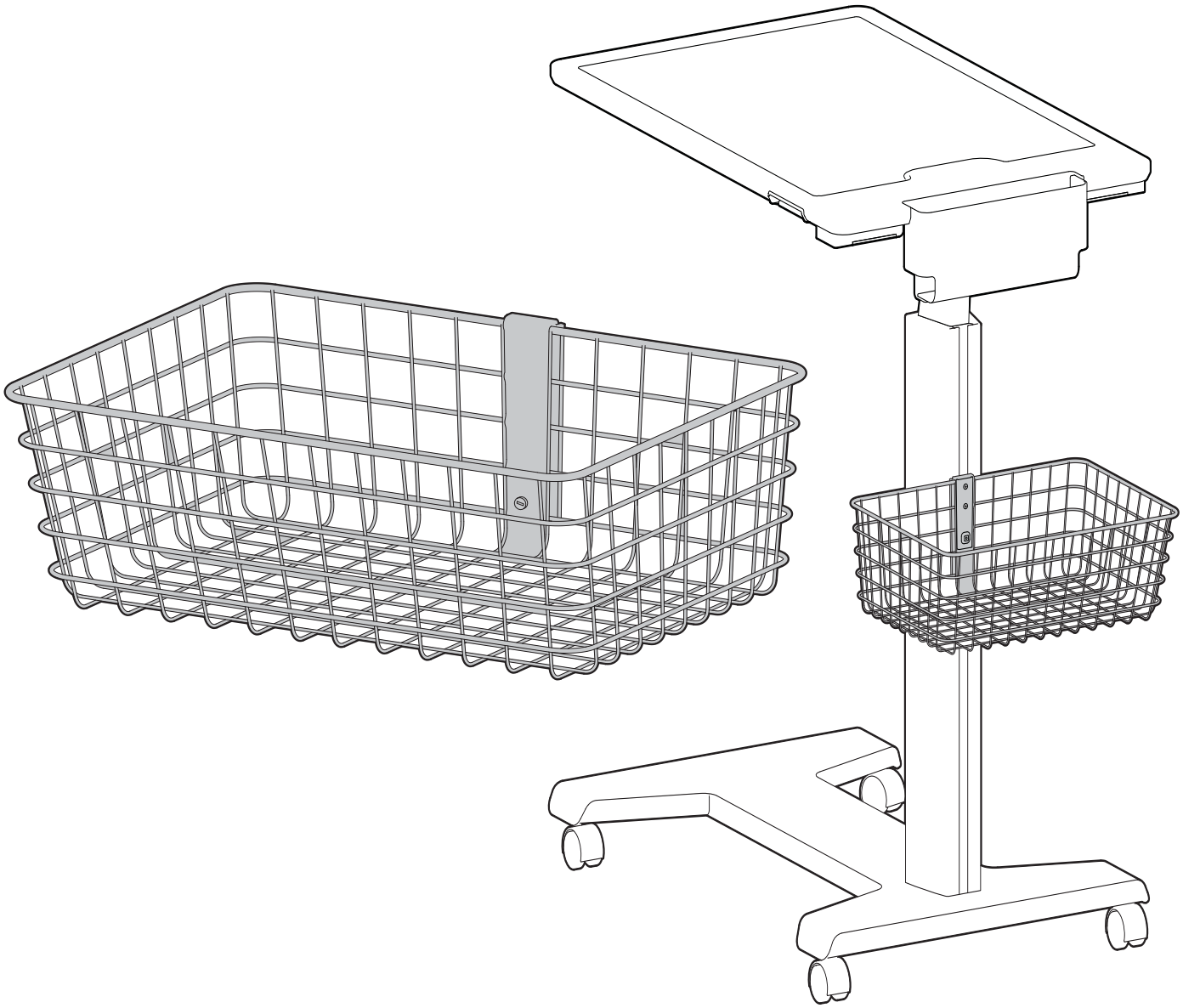

www.ergotron.com
USA 1-800-888-8458
Europe +31 (0)33-45 45 600
China 400-120-3051

888-98-065-W-00 rev. B • 06/17

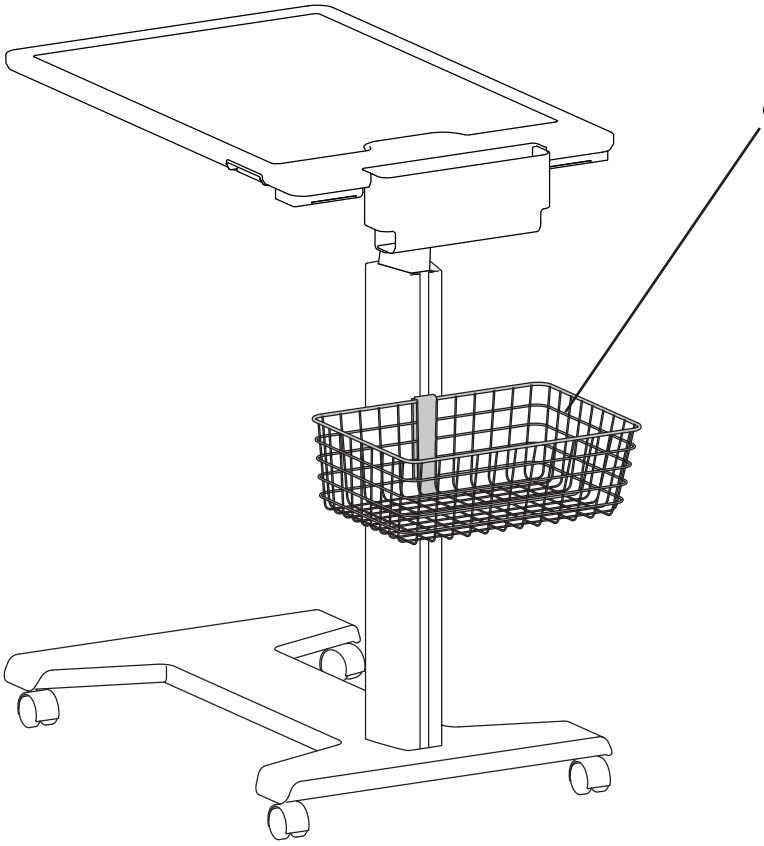

≤ 5 lbs. (2.27 kg)

CAUTION: DO NOT EXCEED MAXIMUM LISTED WEIGHT CAPACITY. SERIOUS INJURY OR PROPERTY DAMAGE MAY OCCUR!

PRECAUCIÓN: NO SUPERE LA CAPACIDAD DE PESO MÁXIMA INDICADA. PODRÍA OCURRIR DAÑOS MATERIALES GRAVES O LESIONES FÍSICAS.

ATTENTION : NE PAS DÉPASSER LA CAPACITÉ NOMINALE MAXIMALE MENTIONNÉE. DE SÉRIEUSES BLESSURES OU DES DOMMAGES MATÉRIELS POURRAIENT SE PRODUIRE !

VORSICHT: DIE ANGEGEBENE MAXIMALE TRAGFÄHIGKEIT NICHT ÜBERSCHREITEN. DIES KANN SCHWERE VERLETZUNGEN ODER SACHSCHÄDEN ZUR FOLGE HABEN!

VOORZICHTIG: OVERSCHRIJD DE MAXIMUM OPGEGEVEN GEWICHTSCAPACITEIT NIET. DIT KAN LEIDEN TOT ERNSTIGE VERWONDINGEN OF BESCHADIGING VAN BEZIT.

ATTENZIONE: NON SUPERARE LA CAPACITÀ DI CARICO MASSIMA INDICATA. POTREBBERO VERIFICARSI INFORTUNI O DANNI AGLI OGGETTI!

VARNING: ÖVERSKRID INTE MAXVIKTKAPACITETEN. DU KAN ORSAKA ALLVARLIG PERSON ELLER EGENDOMSSKADA

注意:積載物は記載の最大積載重量を超えてはなりません。重大な人体の怪我や機器の損傷を招く恐れがあります。

注意：请勿超过所列的最大可承重量。否则可能导致重伤或设备损坏！

	A	B	C
1	2x 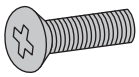 M5 x 14mm	1x 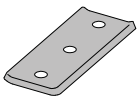	1x 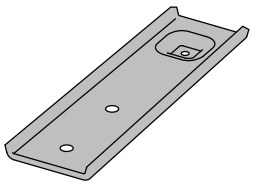
2	1x 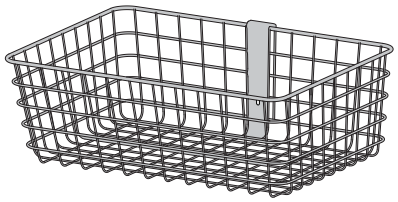		1x  M4 x 8mm

Tools Needed
Herramientas necesarias
Outillage requis
Benötigtes Werkzeug
Benodigde gereedschappen
Utensili necessari
Verktyg som behövs
必要なツール
需要的工具



888-98-065-W-00 rev. B • 06/17

1

Lift handle to release brake and fully raise work surface.

Levante el asa para soltar el freno y levantar hasta el máximo la superficie de trabajo.

Soulevez la poignée afin de relâcher le frein et de relever complètement la surface de travail.

Den Griff anheben, um die Bremse zu lösen; dann die Arbeitsfläche in die ganz obere Position bringen.

Til de hendel op om de rem los te maken en het werkoppervlak helemaal naar boven te schuiven.

Sollevare la maniglia per rilasciare il freno e sollevare completamente il piano di lavoro.

Lyft handtaget för att släppa bromsen och höj arbetsytan helt.

ハンドルを持ち上げてブレーキを解除し、作業面を一番上まで上昇させます。

提起手柄释放制动器，并充分提高工作面。

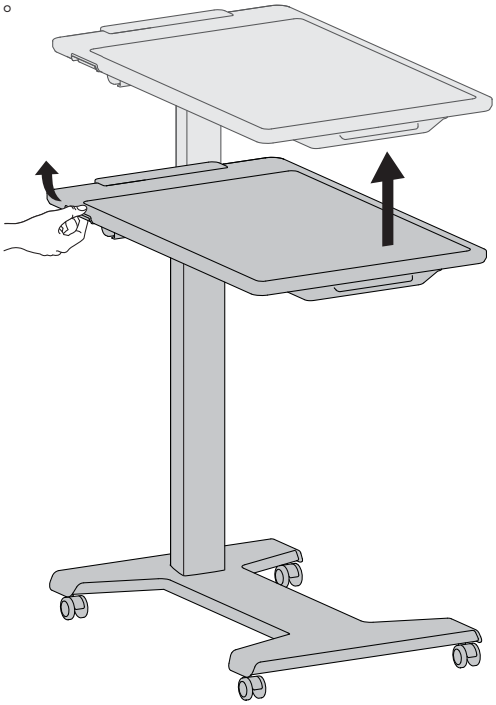

2

Loosely assemble T-Bracket.

Instale sin apretar la abrazadera en T.

Montez sans serrer le support en T.

T-Schiene locker montieren.

Steek de T-beugel losjes in elkaar.

Assemblare a piacere la staffa T.

Skruva löst ihop T-hållaren.

组装T型支架但不固定紧。

T型ブラケットを緩めに組み立てます



M5 x 14mm



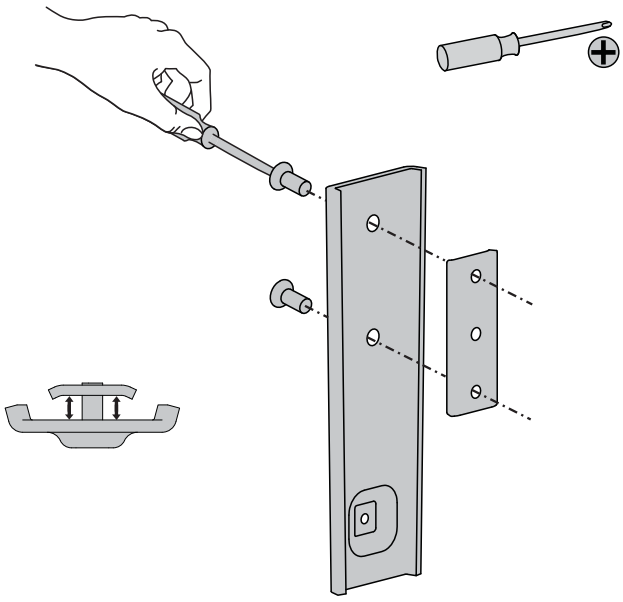

3

Slide the T-Bracket into the slot on the riser and tighten the screws using thumbscrews.

Deslice la abrazadera en T en la ranura en el elevador y apriete los tornillos.

Faites glisser le support en T dans la fente sur la colonne et serrez les vis.

Die T-Schiene in die Aufnahme der Erhöhung schieben und die Schrauben anziehen.

Plaats de T-beugel in de sleuf op de standaard en draai de schroeven vast.

Far scivolare la staffa T nella fessura sul montante e stringere le viti.

För in T-hållaren i springan på stolpen och dra åt skruvarna.

将 T型支架滑入升降架的滑槽内，然后拧紧螺丝钉。

T型ブラケットをライザーのスロットに滑り込ませ、ネジを締めます。

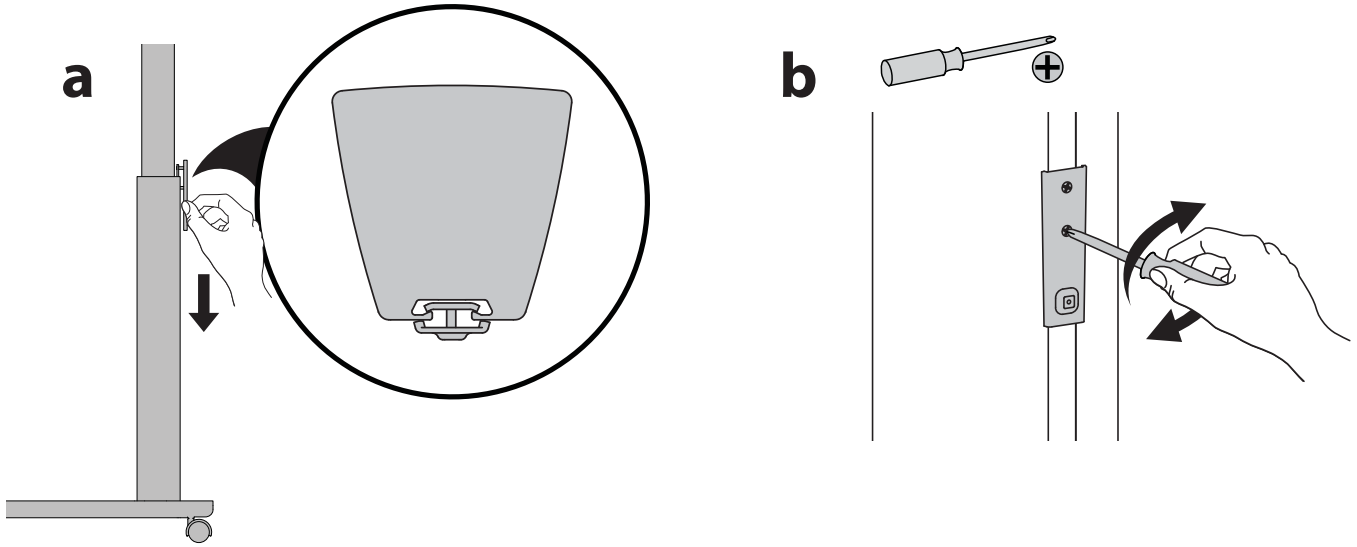

4

Attach basket to T-bracket and secure using thumbscrew.

Acople la cesta a la abrazadera en T y asegure.

Rattachez le panier au support en T et fixez-le.

Den Korb an der T-Schiene anbringen und fixieren.

Bevestig de mand aan de T-steun en maak vast.

Attaccare il cestino alla staffa T e fissarlo.

Fäst korgen på T-hållaren och säkra.

将篮子安装到 T型支架上并固定好。

T型ブラケットにバスケットを取り付けて、落ちないようにします。

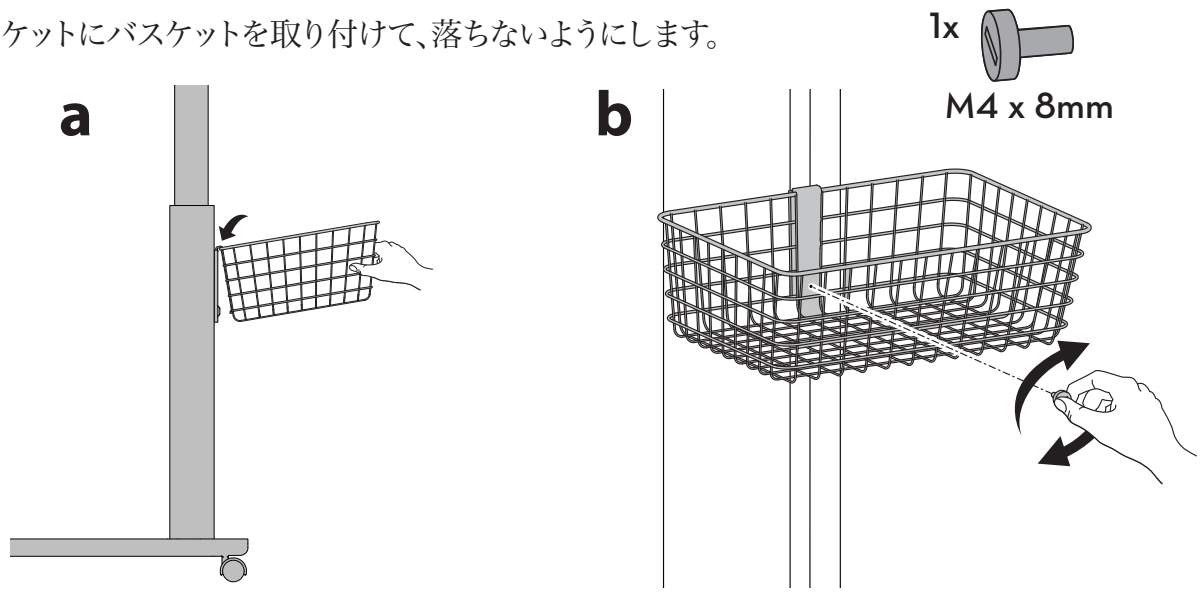

888-98-065-W-00 rev. B • 06/17

For Warranty visit: www.ergotron.com/warranty
For Service visit: www.ergotron.com
For local customer care phone numbers visit: http://contact.ergotron.com

Para Garantía, visite: www.ergotron.com/warranty
Para servicio, visite: www.ergotron.com
Para conocer los números telefónicos locales de atención al cliente, visite: http://contact.ergotron.com

Pour la garantie, visitez: www.ergotron.com/warranty
Pour le service client, visitez: www.ergotron.com
Pour les numéros de téléphone du service client local, visitez : http://contact.ergotron.com

Für Garantie Besuch: www.ergotron.com/warranty
Für Servicebesuch: www.ergotron.com
Örtliche Telefonnummern für den Kundendienst finden Sie hier: http://contact.ergotron.com

Ga voor garantie naar: www.ergotron.com/warranty
Ga voor service naar: www.ergotron.com
Plaatselijke telefoonnummers voor de klantendienst kunt u vinden op: http://contact.ergotron.com

Per la garanzia visitare: www.ergotron.com/warranty
Per assistenza visitare: www.ergotron.com
Per conoscere i numeri di telefono dell'assistenza clienti locale, visitare: http://contact.ergotron.com

För garanti, gå till: www.ergotron.com/warranty
För service, gå till: www.ergotron.com
För lokala kundtjänstnummer, gå till: http://contact.ergotron.com

保証書をご覧ください: www.ergotron.com/warranty
サービスをご覧ください: www.ergotron.com
最寄りのカスタマー ケアの電話番号については、こちらをご覧ください: http://contact.ergotron.com

为保证参观: www.ergotron.com/warranty
对于上门服务: www.ergotron.com
若需当地客户服务电话号码，请访问： http://contact.ergotron.com

Americas Sales and Corporate Headquarters

1181 Trapp Rd.
St. Paul, MN USA
(800) 888-8458
+1-651-681-7600
www.ergotron.com
sales@ergotron.com

EMEA Sales

Amersfoort, The Netherlands
+31 33 45 45 600
www.ergotron.com
info.eu@ergotron.com

APAC Sales

Tokyo, Japan
www.ergotron.com
apaccustomerservice@ergotron.com

Worldwide OEM Sales

www.ergotron.com
info.oem@ergotron.com

ERGOTRON®

While Ergotron, Inc. makes every effort to provide accurate and complete information on the installation and use of its products, it will not be held liable for any editorial errors or omissions (including those made in the process of translation from English to another language), or for incidental, special or consequential damages of any nature resulting from furnishing this instruction and performance of equipment in connection with this instruction. Ergotron, Inc. reserves the right to make changes in the product design and/or product documentation without notification to its users. For the most current product information, or to know if this document is available in languages other than those herein, please contact Ergotron. No part of this publication may be reproduced, stored in a retrieval system, or transmitted in any form or by any means, electronic, mechanical, photocopying, recording or otherwise without the prior written consent of Ergotron, Inc.,1181 Trapp Road, Eagan, Minnesota, 55121, USA Patents Pending and Patented U.S. & Foreign. Ergotron is a registered trademark of Ergotron, Inc.

© 2017 Ergotron, Inc. All rights reserved.

888-98-065-W-00 rev. B • 06/17