

Sophos Wireless



The smarter way to simple, secure Wi-Fi

Sophos Wireless and our unified cloud management platform simplify your wireless network management and security, saving you valuable time and resources.

Sophos Wireless: As Easy as 1-2-3

Your Wi-Fi networks will be up and running in no time with our three-step setup.

One Platform

With our single-platform approach, your Wi-Fi is always just one click away from your next Sophos solution. You can manage your Wi-Fi alongside your firewalls and switches, endpoint and server security, email protection, and more.

Two Ways to Manage

Remotely manage your full Wi-Fi estate in Sophos Central or make individual AP settings in the local user interface (AP6 Series only).

Three Steps to Connect

Sophos Wireless is easy to set up and deploy. Create a wireless network, register your access point, save, and connect. This simple onboarding process ensures that your Wi-Fi networks are up and running in minutes.

Our Pragmatic Approach to Cybersecurity

Our range of award-winning solutions and services simplifies your security and allows you to focus on your core business objectives. While your IT peers are switching from one console to the next in their complex, multi-vendor environments, you can have a single pane of glass for everything.

Spotlight on Secure Access

Our portfolio includes products and solutions for secure access inside and outside of your network. We offer ZTNA to provide granular access to applications, SD-WAN and remote Ethernet devices to secure your branch office connectivity, Sophos firewalls for the ultimate in network security and performance, and switches to power your access points and offer better network control.

You could use multiple consoles to manage your access and security, but all you need is one.

Highlights

- ▶ Scalable cloud platform for remote management
- ▶ Local web interface to manage a single AP
- ▶ Better performance and security with Wi-Fi 6/6E access points
- ▶ Wi-Fi 5 option available for firewall management
- ▶ Captive portal for guest and visitor access
- ▶ Managed alongside the entire Sophos ecosystem of cybersecurity solutions



SOPHOS

Sophos Wi-Fi Portfolio Overview

As a scalable, cloud-managed solution, with support for the latest generation of Wi-Fi 6/6E access points, Sophos Wireless is our recommendation for all of your wireless networks. This overview explains all currently available options to set up and secure Wi-Fi networks.



Sophos Wireless

Cloud-Managed Wi-Fi

Sophos Wireless is our Sophos Central-managed Wi-Fi solution. It offers the broadest feature set, the best scalability, and exclusive support for the latest generation of Wi-Fi 6/6E access points, the AP6 Series.

As a single management platform for all of your Sophos security solutions, Sophos Central puts your Wi-Fi management just one click away from your firewalls and switches, endpoint and server security, email protection, and more.

The following access points can be managed in Sophos Central:

- **AP6 Series:** Wi-Fi 6/6E 802.11ax [all models]
- **APX Series:** Wi-Fi 5 802.11ac Wave 2 [all models]



Sophos Firewall

Firewall as a Controller

If you have an environment with very basic Wi-Fi needs for a smaller number of connecting clients, Sophos Firewall can be used as a Wi-Fi controller. While this option does not offer the scalability of our cloud-managed Wi-Fi, it is popular with customers looking for a more traditional, on-premises, all-in-one solution.

The following access points can be managed in Sophos Firewall:

- **APX Series:** Wi-Fi 5 802.11ac Wave 2 [all indoor models]

Integrated Wi-Fi Models

All of our XGS Series desktop form-factor firewalls are available with integrated Wi-Fi. This option is suitable for smaller deployments, such as retail stores, where a single device is deployed for network security.

The following XGS Series firewalls have integrated Wi-Fi:

- **XGS Series:** XGS 87w, 107w, 116w, 126w, 136w

The following XGS Series firewalls additionally support the use of an optional Wi-Fi module:

- **XGS Series:** XGS 116w, 126w, 136w

For additional information, see sophos.com/firewall.

Note: Legacy AP Series [AP 15, 55, 100 models] can also be managed in Sophos Wireless. However, these models will reach their end of life on December 31, 2023.

Sophos Wireless: Scalable, Cloud-Managed Wi-Fi

As more and more businesses shift infrastructure and solutions to the cloud, and remote and hybrid working models accelerate the demand for more flexibility, switching your Wi-Fi management to Sophos Central is not only a way to make better use of your resources, but it's also your path to the latest features and technology for a truly scalable Wi-Fi experience.

Sophos Wireless Features

For a full overview of all features available in Sophos Wireless, please check out our website: sophos.com/wireless.

Benefits of Sophos Wireless



Cloud scalability

While on-premises, controller-based solutions can be limited by hardware resources, with Sophos Wireless, extending your network is as simple as adding an additional access point.



Remote management via a single platform

Sophos Central provides a single cloud platform to remotely manage your Wi-Fi alongside your firewalls and switches, endpoint and server security, email protection, mobile, and much more. A web user interface is also available for AP6 only.



Better performance and security

With exclusive support for our Wi-Fi 6/6E, AP6 Series, access points, you get a significant performance improvement, 2.5G connectivity, and support for the latest WPA3 security standard.



Improved guest access experience

When the first thing people do upon entering your premises is look for the Wi-Fi password, Sophos Wireless has you covered. Give your employees, guests, and visitors a better Wi-Fi experience with our many authentication options.



Click and connect

Whether you're a wireless pro or an IT all-rounder with limited Wi-Fi knowledge, our user interface will guide you through access point registration and network configuration, so that your users are connected in next to no time.



Why choose Wi-Fi 6/ Wi-Fi 6E (802.11ax)?

Wi-Fi 6 was designed to improve security, performance, and the overall network experience.

Performance: Particularly in high-density environments, Wi-Fi 6 provides better throughput-per-area, which results in faster speeds and lower latency for each and every user.

Security: WPA3 replaces some of the weak spots of its predecessor, such as the Pre-Shared Key (PSK), for a more secure initial key exchange, and mandates the 192-bit cryptographic strength in Enterprise mode for better overall security.

6 GHz Band: Wi-Fi 6E extends the capabilities and features of Wi-Fi 6 into the 6 GHz band to make use of a cleaner, less congested space. 6 GHz support may not be available in all regions.

AP6 Series: Cloud-Managed Wi-Fi 6/6E Access Points






Our latest generation of Wi-Fi 6/6E access points offers a range of models to suit many different environments. With four indoor models and one IP67-rated outdoor model, they are ideal for both new and existing customers to replace their Wi-Fi infrastructure as part of a network upgrade or vendor consolidation project.

Sophos AP6 Series

With Wi-Fi 6, broad device support is guaranteed with all AP6 models offering support for the 2.4 and 5 GHz bands. Improved performance and better security with WPA3 add to the benefits of this WLAN generation. Wi-Fi 6E extends the capabilities and features of Wi-Fi 6 into the 6 GHz band*. For further information, please visit: sophos.com/wireless.

- **Mesh:** This feature will be in early access upon launch, with full availability expected in October 2023.

For details about additional features which will only be available post-launch, please check our features page at: sophos.com/wireless.

Model	AP6 420	AP6 420E	AP6 840	AP6 840E	AP6 420X
					
WLAN Standards	802.11ax Wi-Fi 6	802.11ax Wi-Fi 6/6E	802.11ax Wi-Fi 6	802.11ax Wi-Fi 6/6E	802.11ax Wi-Fi 6
Management	Sophos Central (see Management and Support), Local web interface (single AP6 only) AP6 Series access points cannot be managed from any Sophos firewall. Use APX if you require firewall management.				
Deployment	Indoor; desktop, wall, or ceiling mount				Outdoor; pole/wall mount IP67
Radios*	Dual Radio 1 x 2.4 GHz single-band 1 x 5 GHz single-band	Tri-radio 1x 2.4 GHz single-band 1x 5 GHz single-band 1x 6 GHz single-band	Dual Radio 1x 2.4 GHz single-band 1x 5 GHz single-band	Tri-radio 1x 2.4 GHz single-band 1x 5 GHz single-band 1x 6 GHz single-band	Dual Radio 1x 2.4 GHz single-band 1x 5 GHz single-band
Antennas	Internal omnidirectional	Internal omnidirectional	Internal omnidirectional	Internal omnidirectional	External omnidirectional
Antenna Options	-	-	-	-	120° Sector, 30° Directional
DFS	✓	✓	✓	✓	✓
Performance	2 x 2:2	2 x 2:2	4 x 4:4	4 x 4:4	2 x 2:2
Interfaces	1x 1GE w/PoE+	1x 2.5G w/PoE+	1x 2.5G w/PoE+	1x 2.5G w/PoE++ 1 x 2.5G without PoE	1x 2.5G w/PoE+
Power [max.]	17.5 W	24.25 W	30 W	45 W	30 W
Power-over-ethernet [min.]	802.3at [PoE+] Suitable PoE+ injector or switch available for separate purchase	802.3at [PoE+] Suitable PoE+ injector or switch available for separate purchase	802.3at [PoE+] Suitable PoE+ injector or switch available for separate purchase	802.3bt [PoE++]** CS210-8FP switch available for separate purchase PoE++ injector planned	802.3at [PoE+] Suitable PoE+ injector or switch available for separate purchase
Dimensions Width x Height x Depth	183 x 35 x 183 mm 7.2 x 1.38 x 7.2 inches	183 x 35 x 183 mm 7.2 x 1.38 x 7.2 inches	225 x 43 x 225 mm 8.86 x 1.54 x 8.86 inches	225 x 43 x 225 mm 8.86 x 1.54 x 8.86 inches	260.5 x 69 x 180 mm 10.26 x 2.72 x 7.09 inches
Weight	0.7 kg	0.7 kg	1.2 kg	1.2 kg	1.6 kg
Certifications and Compliance	CB, UL, CE, FCC, ISED, RCM, TEC EN 60601-1-2 (Medical Equipment Directive)	CB, UL, CE, FCC, ISED, RCM, TEC Plenum-rated (UL2043) EN 60601-1-2 (Medical Equipment Directive)	CB, UL, CE, FCC, ISED, RCM, TEC Plenum-rated (UL2043) EN 60601-1-2 (Medical Equipment Directive)	CB, UL, CE, FCC, ISED, RCM, TEC Plenum-rated (UL2043) EN 60601-1-2 (Medical Equipment Directive)	CB, UL, CE, FCC, ISED, RCM, TEC EN 60601-1-2 (Medical Equipment Directive)






* 6 GHz is not available in all regions. See <https://www.wi-fi.org/countries-enabling-wi-fi-in-6-ghz-wi-fi-6e> for further information.

** The 802.3bt POE++ injector which will be required for the AP6 840E will not be available until later in the year. We recommend the use of the Sophos CS210-8FP switch. Additional information and guidance is available at https://support.sophos.com/support/s/article/KB-000045501?language=en_US.

APX Series: Wi-Fi 5 Access Points

If you're looking for an on-premises, controller-based Wi-Fi solution, we can still offer our previous generation, Wi-Fi 5 APX Series access points, to manage from your Sophos Firewall¹. While Sophos Central management is also possible, we would recommend AP6 for cloud-managed Wi-Fi to enjoy the benefits of the latest Wi-Fi technology.

Sophos APX Series

Model	APX 120	APX 320	APX 530	APX 740	APX 320X
					
WLAN Standards	802.11 a/b/g/n/ac Wave 2				
Management	On-premises: Sophos Firewall Cloud: Sophos Central. We recommend the Wi-Fi 6/6E AP6 Series for cloud management				Cloud: Sophos Central
Deployment	Indoor; desktop, wall, or ceiling mount				Outdoor; pole/wall mount IP67
Radios	1 x 2.4 GHz single-band 1 x 5 GHz single-band	1x 2.4 GHz/5 GHz dual-band 1x 5 GHz single-band	1x 2.4 GHz single-band 1x 5 GHz single-band	1x 2.4 GHz/5 GHz dual-band* 1x 5 GHz single-band*	
Antennas	2x internal dual-band antenna for Radio-0 and 1	2x internal dual-band antenna for Radio-0 2x internal 5 GHz antenna for Radio-1	3x internal 2.4 GHz antenna for Radio-0 3x internal 5 GHz antenna for Radio-1	4x internal 2.4 GHz antenna for Radio-0 4x internal 5 GHz antenna for Radio-1	4x external dual band antenna for Radio-0 and Radio-1 (omni-directional)
Antenna Options	-	-	-	-	120° Sector, 30° Directional
DFS	✓	✓	✓	✓	✓
Performance	2 x 2:2 MU-MIMO		3 x 3:3 MU-MIMO	4 x 4:4 MU-MIMO	2 x 2:2 MU-MIMO
Interfaces	1x 12V DC-in (power supply not included) 1x RJ45 10/100/1000 Ethernet w/PoE	1x RJ45 connector console serial port 1x RJ45 10/100/1000 Ethernet w/PoE	1x RJ45 connector console serial port 1x RJ45 10/100/1000 Ethernet port 1x RJ45 10/100/1000 Ethernet w/PoE		1x RJ45 10/100/1000 Ethernet w/PoE
Power (max.)	11.8W	11.5W	16.7W	22.4W	18.9 W
Power-over-ethernet (min.)	PoE 802.3af		PoE+ 802.3at		
Dimensions Width x Height x Depth	144 x 33.5 x 144 mm 5.67 x 1.32 x 5.67 inches	155 x 38 x 155 mm 6.11 x 1.5 x 6.11 inches	183 x 39 x 183 mm 7.21 x 1.54 x 7.21 inches	195 x 43 x 195 mm 7.68 x 1.7 x 7.68 inches	180 x 87 x 260.5 mm 7.09 x 3.42 x 10.25 inches
Weight	0.256 kg	0.474 kg	0.922 kg	1.012 kg	1.42 kg
Certifications and Compliance	CB, UL, CE, FCC, ISED (IC), RCM, MIC, Anatel, EN 60601-1-2 (Medical Equipment Directive)	CB, UL, CE, FCC, ISED (IC), RCM, MIC, NCC, Anatel, EN 60601-1-2 (Medical Equipment Directive) Plenum-rated (UL2043)	CB, UL, CE, FCC, ISED (IC), RCM, Anatel, EN 60601-1-2 (Medical Equipment Directive) Plenum-rated (UL2043)	CB, UL, CE, FCC, ISED (IC), RCM, Anatel, EN 60601-1-2 (Medical Equipment Directive) Plenum-rated (UL2043)	CE, FCC, IC (ISED), RCM, CB, UL, Anatel, NOM

* Regulatory restrictions in some regions prevent the use of some 5 GHz channels in outdoor environments. Therefore, Radio-1 cannot be used in the [countries listed here](#).

¹ Firewall management is not supported with the outdoor APX 320X.

Powering Your Access Points

If you're only using a single access point then a Power over Ethernet (PoE) injector will likely be sufficient. In environments with multiple access points mounted on ceilings and walls, you'll soon run out of power sockets.

Sophos access layer switches with Power over Ethernet are the perfect enhancement to your Wi-Fi deployment. By using Sophos Central, you can manage them from the same console as your access points.

AP6 Model	Minimum PoE Standard	Our Recommendation
AP6 420	802.3at PoE+ (30W per port)	Use any Sophos PoE+ injector or PoE capable switch
AP6 420E		
AP6 420X		
AP6 840		
AP6 840E	802.3bt PoE++ (60W per port)	Use the Sophos Switch CS210-8FP or an 802.3bt compatible third-party injector or switch

Additional information and guidance is available at https://support.sophos.com/support/s/article/KB-000045501?language=en_US.

APX Model	Minimum PoE Standard	Our Recommendation
APX 120	802.3af PoE (15.4W per port)	Use any Sophos PoE injector or PoE capable switch
APX 320		
APX 320X	802.3at PoE+ (30W per port)	Use any Sophos PoE+ injector or PoE capable switch
APX 530		
APX 740		

2.5G Connectivity: No More Network Bottlenecks

Reap the benefits of the improved performance of Wi-Fi 6 and Wi-Fi 6E by refreshing your network infrastructure. With 2.5G Ethernet connectivity on your access layer switches and your access points, you can prevent network bottlenecks and give your users a better overall Wi-Fi experience.

All AP6 models (except the AP6 420) have at least one 2.5G interface built-in for faster LAN connectivity. When combined with our range of 2.5G switches, you can unlock faster speeds across your entire network.

Further information: sophos.com/switch.




Management and Support

Our Wi-Fi solutions can all be managed in different ways and offer slightly different support options.

AP6 Series

There are two different ways to manage the AP6 Series.



Our single cloud platform to remotely manage all of your Sophos solutions.

Requires Support subscription per AP.



A local user interface via your browser to manage a single AP on site.

Included in hardware purchase.

AP6 Series Warranty and Support

- › **AP6 Series Warranty:** Limited Lifetime Warranty.
- › **AP6 Series Support:** A Support and Services subscription per AP entitles you to Sophos Central management, firmware updates, Advanced RMA, and 24x7 multi-channel support.

Sophos support remote debugging is only possible for AP6s managed in Sophos Central.

APX Series

Our indoor Wi-Fi 5 APX Series models can be managed from Sophos Firewall (XG/XGS) without the need for an additional license (included in Base License). While Sophos Central management is also possible (no license required), we recommend the AP6 Series for cloud management.



Use your firewall as a wireless controller for on-premises management.



Our single cloud platform to remotely manage all of your Sophos solutions.

- › The APX 320X outdoor model can be managed from Sophos Central only.
- › A local user interface is not available for the APX Series.

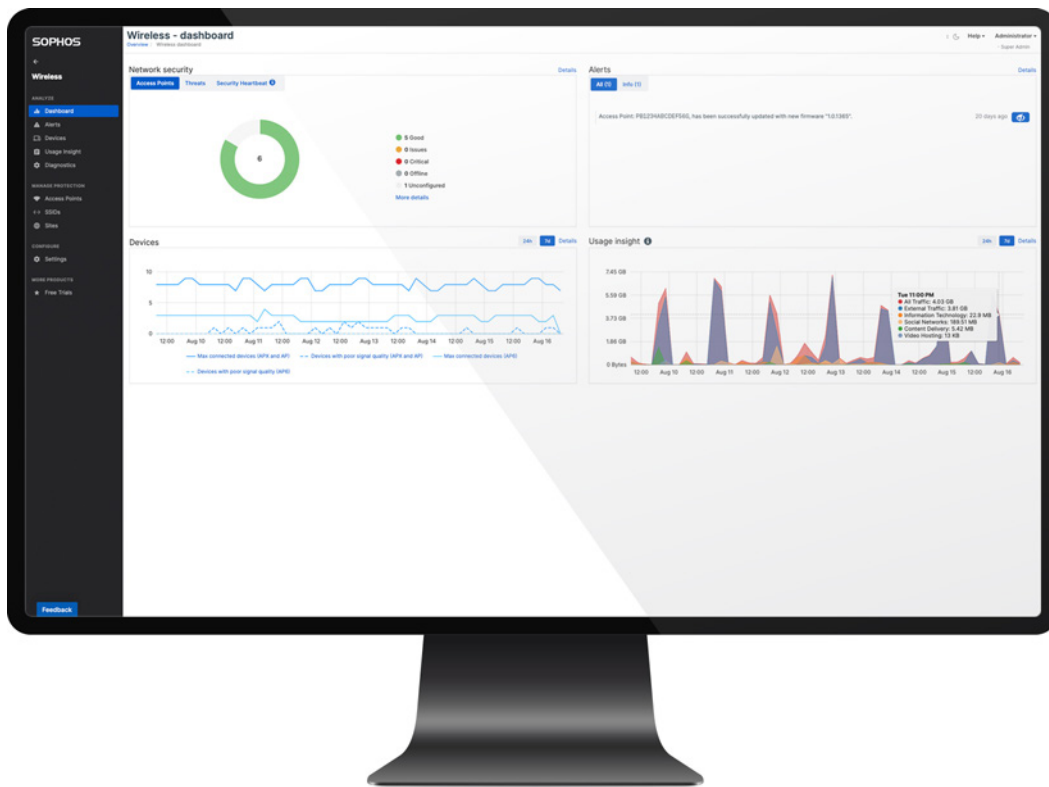
APX Series Warranty and Support

- › **APX Series Warranty:** Five years or until end-of-life date [See Retirement Calendar].
- › **APX Series Support (Firewall Managed):** A valid Support contract for your Sophos Firewall appliance (XG/XGS) entitles you to firmware updates, Advanced RMA, and 24x7 multi-channel support.
- › The same support applies for APX models managed in Sophos Central without an additional license. However, we recommend AP6 for Sophos Central management.

Optional Accessories

We have a number of options available to cover different deployment scenarios. Not all accessories are compatible with both product series.

- ▶ **Mounting Kits**
 - Kits for flat-ceiling, plenum, and suspend mount.
- ▶ **Optional Antennas**
 - 120° sector antenna and 30° directional antenna available for outdoor models (AP6 and APX).
- ▶ **POE Injectors**
 - PoE and PoE+ injectors are currently available. A PoE++ injector is planned but not yet available.
- ▶ **Power Supply**
 - External supply available for AP6 420 and APX 120.
- ▶ **Sophos Switch**
 - The ideal option to power your Sophos access points and other PoE-capable devices. See: sophos.com/switch.



Learn more at
sophos.com/wireless

United Kingdom and Worldwide Sales
Tel: +44 (0)8447 671131
Email: sales@sophos.com

North American Sales
Toll Free: 1-866-866-2802
Email: nasales@sophos.com

Australia and New Zealand Sales
Tel: +61 2 9409 9100
Email: sales@sophos.com.au

Asia Sales
Tel: +65 62244168
Email: salesasia@sophos.com