



TASKalfa

250ci/300ci/ 400ci/500ci

PARTS LIST

Published in November 2008

2H7PL071

842H7121

Rev.1

NOTES

1. Indicate parts number and parts description together with the machine model name when placing an order.

e.g.	Parts Number	Parts Name	Machine Model	Quantity
	302H794530	PARTS COVER FRONT H UNIT (50/40 ppm)	TASKalfa 500ci	1
	302JV94010	PARTS COVER FRONT M-H UNIT (40/40 ppm)	TASKalfa 400ci	1
	302JX94010	PARTS COVER FRONT M-L UNIT (30/30 ppm)	TASKalfa 300ci	1
	302JZ94090	PARTS COVER FRONT L UNIT (25/25 ppm)	TASKalfa 250ci	1

2. Symbols in the "Parts Number" column.

- Parts with "•" are component parts or sub-assemblies of the assembly appearing immediately above them.

e.g.	Parts Number	Parts Name	Parts Number	Parts Name
	302H793050	PARTS RETAINER UNIT	• 2AR07800	PULLEY,CASSETTE RAIL
			• 2BC06980	STOPPER 5

- Parts with "••" are component parts or sub-assembly with "•" appearing immediately above them.

e.g.	Parts Number	Parts Name	Parts Number	Parts Name
	•302H794480	PARTS RETANER ASSY	••5MVS313SB002	SPACER LED /43587J2063 A4

- Parts with "⊙" indicate regular maintenance parts.

3. Items indicated in Description column as (OPTION) are Consumable parts.

— CONTENTS —

<p>FIG. 1 Covers 1 2</p> <p>FIG. 2 Covers 2 4</p> <p>FIG. 3 Frames 1 6</p> <p>FIG. 4 Frames 2 8</p> <p>FIG. 5 Paper Cassette 1 10</p> <p>FIG. 6 Paper Cassette 2 12</p> <p>FIG. 7 Paper Feed Section 1 14</p> <p>FIG. 8 Paper Feed Section 2 16</p> <p>FIG. 9 Paper Feed Section 3 18</p> <p>FIG. 10 Paper Feed Section 4 20</p> <p>FIG. 11 Transfer Section 22</p> <p>FIG. 12 Paper Conveying Section 1 (40/40, 50/40 ppm) 24</p> <p>FIG. 12 Paper Conveying Section 1 (25/25, 30/30 ppm) 26</p> <p>FIG. 13 Paper Conveying Section 2-1 (40/40, 50/40 ppm) 28</p> <p>FIG. 13 Paper Conveying Section 2-1 (25/25, 30/30 ppm) 30</p> <p>FIG. 13 Paper Conveying Section 2-2 (40/40, 50/40 ppm) 32</p> <p>FIG. 13 Paper Conveying Section 2-2 (25/25, 30/30 ppm) 34</p> <p>FIG. 13 Paper Conveying Section 2-3 (40/40, 50/40 ppm) 36</p> <p>FIG. 13 Paper Conveying Section 2-3 (25/25, 30/30 ppm) 38</p>	<p>FIG. 14 Scanner Section 140</p> <p>FIG. 15 Scanner Section 242</p> <p>FIG. 16 Laser Scanner Section44</p> <p>FIG. 17 Image Formation Section46</p> <p>FIG. 18 Developing Section48</p> <p>FIG. 19 Fuser Section50</p> <p>FIG. 20 Drive Section 1 (40/40, 50/40 ppm)52</p> <p>FIG. 20 Drive Section 1 (25/25, 30/30 ppm)54</p> <p>FIG. 21 Drive Section 2 (40/40, 50/40 ppm)56</p> <p>FIG. 21 Drive Section 2 (25/25, 30/30 ppm)58</p> <p>FIG. 22 Drive Section 3 (40/40, 50/40 ppm)60</p> <p>FIG. 22 Drive Section 3 (25/25, 30/30 ppm)62</p> <p>FIG. 23 Drive Section 464</p> <p>FIG. 24 Cooling Section66</p> <p>FIG. 25 Exit Section68</p> <p>FIG. 26 Retainer Section-170</p> <p>FIG. 26 Retainer Section-272</p> <p>FIG. 27 Electrical Components 174</p> <p>FIG. 28 Electrical Components 276</p> <p>FIG. 29 Electrical Components 378</p> <p>FIG. 30 Operation Section80</p> <p>FIG. 31 Options 182</p> <p>FIG. 32 Options 284</p> <p>FIG. 33 Options 3 & Tools86</p> <p>FIG. 34 Maintenance Kits88</p> <p>• INDEX89</p>
---	--

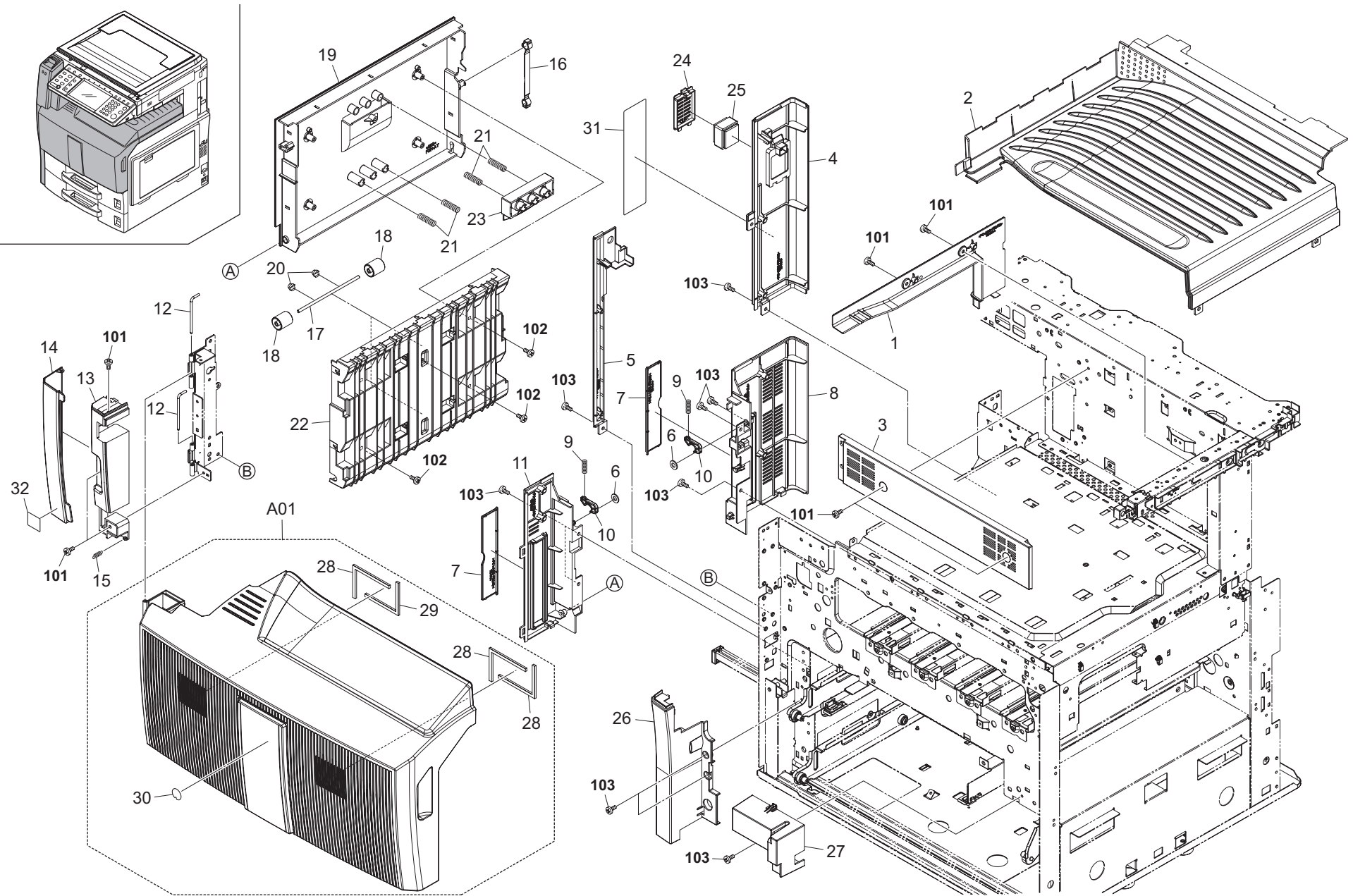


FIG. 1 Covers 1

2JZ/2JX/2JV/2H7-1

	Ref. No.	Part.No.	Alternative.	Description	Quantity		
					120	230	240
⊙	1	302H704120	2H704120	COVER RIGHT TRAY	1	1	1
⊙	2	302H704020	2H704020	COVER TOP	1	1	1
	3	302H704290	2H704290	REAR COVER TRAY	1	1	1
⊙	4	302H704140	2H704140	COVER LEFT RT	1	1	1
⊙	5	302H704360	2H704360	COVER LEFT FRONT TOP	1	1	1
	6	2BG22990	2BG22990	CUT WASHER 4	2	2	2
⊙	7	302FZ04240	2FZ04240	LID COVER LEFT	2	2	2
⊙	8	302H704130	2H704130	COVER LEFT RL	1	1	1
	9	302H704870	2H704870	SPRING FEED LOW	2	2	2
	10	5MVX421DN003	2BL06490	LOCK COVER R /40283V0068 A4	2	2	2
⊙	11	302FZ04150	2FZ04150	COVER LEFT FRONT	1	1	1
	12	302H704540	2H704540	PIN FRONT COVER	2	2	2
	13	302H704390	2H704390	COVER FRONT LEFT INN	1	1	1
⊙	14	302H704070	2H704070	COVER FRONT LEFT MID	1	1	1
	15	302H704400	2H704400	SPRING COVER FL	1	1	1
	16	2BG06480	2BG06480	BAND B	1	1	1
	17	302BG06152	2BG06152	SHAFT FEED B	2	2	2
	18	302BG06162	2BG06162	PULLEY FEED	4	4	4
	19	302H704660	2H704660	COVER LEFT FEED LOW	1	1	1
	20	302H722730	2H722730	BUSH SP B	4	4	4
	21	302H722740	2H722740	SPRING FEED LOW B	4	4	4
	22	302H722810	2H722810	GUIDE LEFT FEED LOW	1	1	1
	23	303LM04080	3LM04080	HANDLE LEFT FEED COVER	1	1	1
	24	302H733250	2H733250	COVER FILTER DUCT PU	1	1	1
⊙	25	302H733540	2H733540	FILTER DUCT PU2	1	1	1
⊙	25	302H733630	2H733630	FILTER DUCT PU KME	1	1	1
⊙	26	302H704060	2H704060	COVER FRONT LEFT	1	1	1
	27	302H704630	2H704630	COVER INNER RIGHT	1	1	1
⊙	A01	302H794530	2H794530	PARTS COVER FRONT H UNIT (50/40 ppm)	1	1	1
⊙	A01	302JV94010	2JV94010	PARTS COVER FRONT M-H UNIT (40/40 ppm)	1	1	1
⊙	A01	302JX94010	2JX94010	PARTS COVER FRONT M-L UNIT (30/30 ppm)	1	1	1
⊙	A01	302JZ94090	2JZ94090	PARTS COVER FRONT L UNIT (25/25 ppm)	1	1	1
	28	*302H704830	2H704830	SEAL FAN RETAINER 1	3	3	3
	29	*302H704840	2H704840	SEAL FAN RETAINER 2	1	1	1
⊙	30	*302H734140	2H734140	LABEL EMBLEM	1	1	1
	31	302H734120	2H734120	LABEL CONVEY JAM	1	1	1
	32	302G634070	2G634070	LABEL ENERGY STAR	1	1	1

	Ref. No.	Part.No.	Alternative.	Description	Quantity		
					120	230	240
	101	7BB180408H	BB111210	+BIND T.T S SCREW 4X8(BLACK)			
	102	7BB200410H	BB105700	+BIND T.T P SCREW 4X10			
	103	7BB100408H1	BB105830	+BIND T.T S SCREW 4X8			

- Parts with "*" are component parts or sub-assemblies of the assembly appearing immediately above them.
- Parts with "⊙" indicate regular maintenance parts.

- Parts with "••" are component parts or sub-assembly with "•" appearing immediately above them.

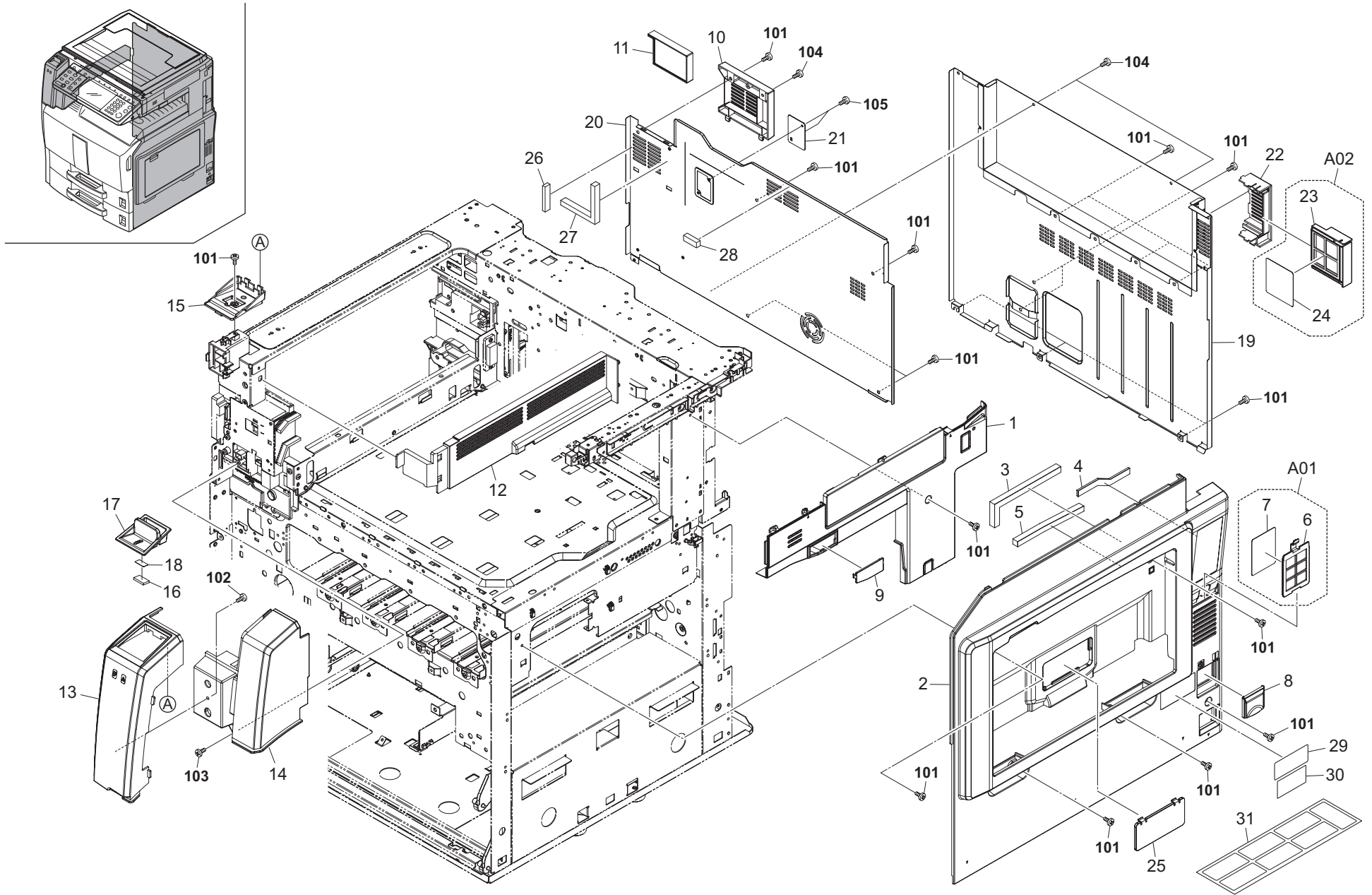


FIG. 2 Covers 2

2JZ/2JX/2JV/2H7-1

Ref. No.	Part.No.	Alternative.	Description	Quantity		
				120	230	240
⊙ 1	302H704050	2H704050	COVER RIGHT MID B	1	1	1
2	302H704030	2H704030	COVER RIGHT	1	1	1
3	302H704800	2H704800	SPONGE RIGHT FAN A	1	1	1
4	302H704810	2H704810	SPONGE RIGHT FAN B	1	1	1
5	302H704820	2H704820	SPONGE RIGHT FAN C	1	1	1
⊙ A01 6	302H794430	2H794430	PARTS FILTER VU ASSY	1	1	1
7	*302H733080	2H733080	COVER FILTER VU	1	1	1
8	*302H733170	2H733170	FILTER VU	1	1	1
⊙ 9	302H704170	2H704170	COVER MAIN SW	1	1	1
⊙ 10	302H704190	2H704190	COVER RMB SUB	1	1	1
⊙ 11	302H733600	2H733600	GUIDE FILTER VOC	1	1	1
⊙ 12	302H733610	2H733610	FILTER VOC	1	1	1
⊙ 13	302H704110	2H704110	COVER EXIT TOP	1	1	1
⊙ 14	302H704080	2H704080	COVER FRONT LEFT TOP	1	1	1
⊙ 15	302H704310	2H704310	COVER EXIT FRONT	1	1	1
⊙ 16	302H704340	2H704340	GUIDE CLIP DISH	1	1	1
⊙ 17	302GR04370	2GR04370	MAGNET CLIP DISH	1	1	1
⊙ 18	302H704160	2H704160	CLIP DISH	1	1	1
⊙ 19	302H704420	2H704420	SEAL MAGNET	1	1	1
⊙ 20	302H704230	2H704230	COVER LOWER REAR	1	1	1
⊙ 21	302H704220	2H704220	COVER UPPER REAR	1	1	1
22	2C912430	2C912430	LID KMAS	1	1	1
⊙ A02 23	302H733420	2H733420	GUIDE COVER FILTER	1	1	1
24	302H794630	2H794630	PARTS COVER FILTER UNIT	1	1	1
25	*302H733400	2H733400	COVER FILTER	1	1	1
⊙ 26	*302H733410	2H733410	FILTER COOLING FAN	1	1	1
27	302H704040	2H704040	LID COVER RIGHT	1	1	1
28	302H704570	2H704570	SEAL COVER REAR A	1	1	1
29	302H704580	2H704580	SEAL COVER REAR B	1	1	1
30	7ZG65TSV+050H01	ZG112790	SHIELD GASKET	1	1	1
31	302H734020	2H734020	LABEL OFF CAUTION A	1	1	1
	302H734030	2H734030	LABEL CAUTION HG	1		
	302H734190	2H734190	LABEL SW CAUTION SET E	1	1	1

Ref. No.	Part.No.	Alternative.	Description	Quantity		
				120	230	240
101	7BB180408H	BB111210	+BIND T.T S SCREW 4X8(BLACK)			
102	7BB200410H	BB105700	+BIND T.T P SCREW 4X10			
103	7BB200414H	BB047560	+BIND T.T P SCREW 4X14			
104	7BB180306H	BB111190	+BIND T.T S SCREW 3X6(BLACK)			
105	7BB100306H	BB046010	+BIND T.T S SCREW 3X6			

- Parts with "*" are component parts or sub-assemblies of the assembly appearing immediately above them.
- Parts with "⊙" indicate regular maintenance parts.

- Parts with "••" are component parts or sub-assembly with "•" appearing immediately above them.

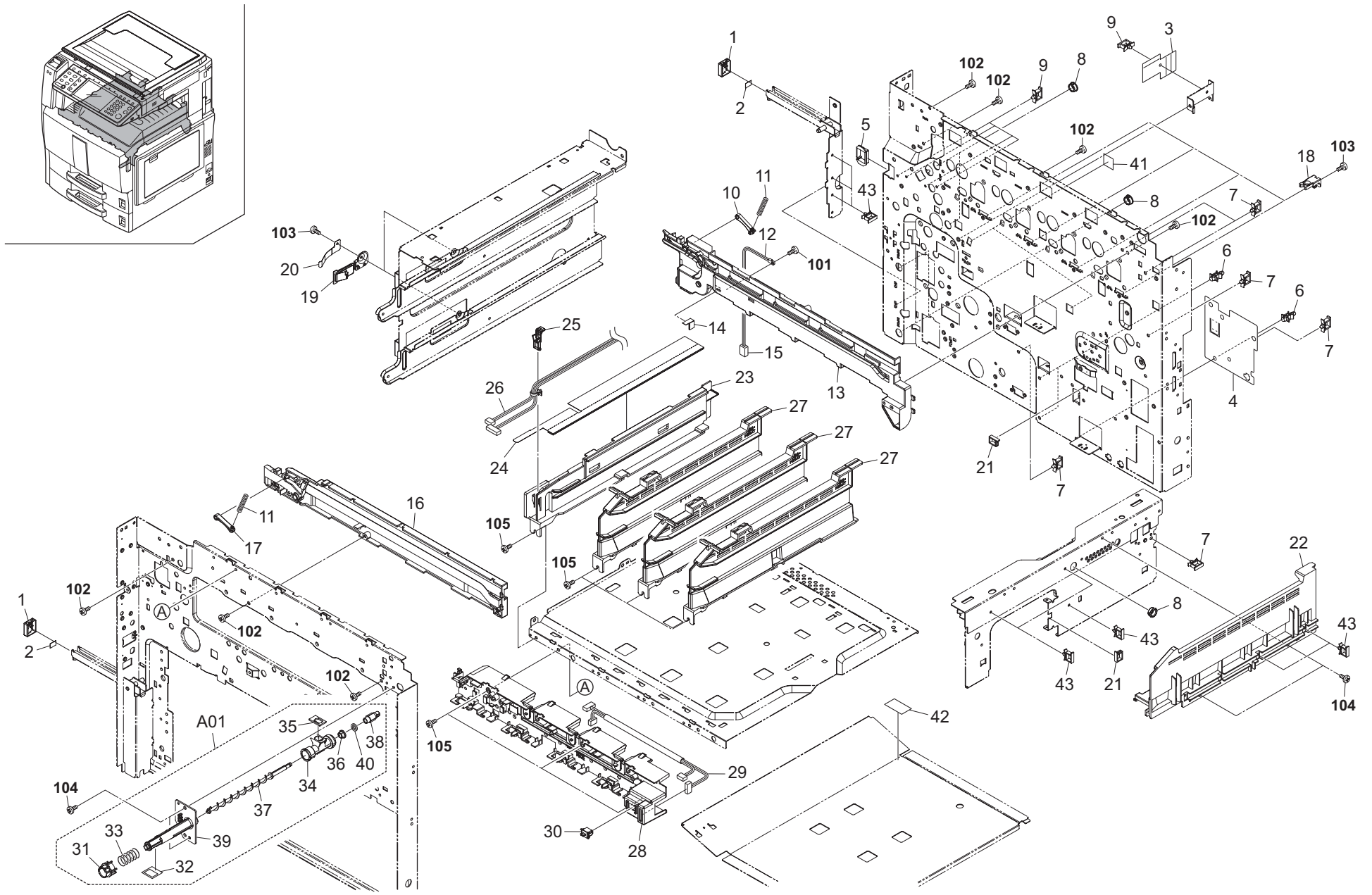


FIG. 3 Frames 1

2JZ/2JX/2JV/2H7-1

Ref. No.	Part.No.	Alternative.	Description	Quantity		
				120	230	240
⊙ 1	302FZ02580	2FZ02580	CAP HANDLE	2	2	2
2	302FZ03110	2FZ03110	SEAL HANDLE	2	2	2
3	302H702230	2H702230	SHEET MOUNT LVU	1	1	1
4	302H739910	2H739910	SHEET PWB 2	1	1	1
5	7YZM210002++H01	YZ004730	ACCESS.EDGING	1	1	1
6	7YZM510007++H01	YZ042780	ACCESS.SPACER	3	3	3
7	7YZM610002++H01	YZ010240	ACCESS.SADDLE	6	6	6
8	7YZM110004++H01	YZ037960	ACCESS.BUSHING	5	5	5
9	7YZM610008++H01	YZ037940	ACCESS.SADDLE	5	5	5
10	302FZ02292	2FZ02292	STOPPER IMAGE UNIT R	1	1	1
11	302FZ02300	2FZ02300	SPRING STOPPER	2	2	2
⊙ 12	302FZ45120	2FZ45120	THERMISTOR	1	1	1
13	302H702160	2H702160	RAIL IMAGE REAR	1	1	1
14	302H702220	2H702220	SHEET RAIL PWB	1	1	1
15	7YCC02B1001+H01	YC014610	CONNECTOR	1	1	1
16	302H702150	2H702150	RAIL IMAGE FRONT	1	1	1
17	302H702280	2H702280	STOPPER IMAGE UNIT F	1	1	1
⊙ 18	302FZ02591	2FZ02591	HOOK DLP	4	4	4
19	302GR02221	2GR02221	LEVER LOCK CASSETTE	2	2	2
20	302GR02230	2GR02230	SPRING LEVER	2	2	2
21	7YZM210006++H01	YZ038000	ACCESS.EDGING	2	2	2
22	302H703920	2H703920	PLATE CONTAINER RIGHT	1	1	1
23	302H703910	2H703910	PLATE CONTAINER LEFT	1	1	1
24	302H704670	2H704670	SHEET CONTAINER LEFT	1	1	1
25	302H704680	2H704680	STOPPER WIRE	1	1	1
26	302H746080	2H746080	WIRE FRONT	1	1	1
27	302H703900	2H703900	PLATE CONTAINER CENTER	3	3	3
28	302H703150	2H703150	HOLDER PWB FRONT	1	1	1
29	302H746040	2H746040	WIRE RETAINER JOINT	1	1	1
⊙ 30	35927420	35927420	SWITCH,SIZE	1	1	1
⊙ A01	302H793350	2H793350	PARTS ICL WT ASSY	1	1	1
31	*302FZ12161	2FZ12161	SHUTTER CLN	1	1	1
32	*302FZ12190	2FZ12190	SEAL SHUTTER CLN	1	1	1
33	*302FZ12220	2FZ12220	SPRING SHUTTER CLN	1	1	1
34	*302FZ23600	2FZ23600	PIPE JOINT ICL	1	1	1
35	*302FZ23640	2FZ23640	SEAL PIPE WT ICL	1	1	1
36	*302H702590	2H702590	BUSH SCREW	1	1	1
⊙ 37	*302H703610	2H703610	SCREW WT ICL	1	1	1
⊙ 38	*302H703630	2H703630	GEAR WT MOTOR	1	1	1
39	*302H703650	2H703650	PIPE WT ICL	1	1	1
40	*302H703830	2H703830	SEAL ICL SCREW	1	1	1
41	302H733270	2H733270	REAR FILM FRAME REAR	2	2	2
42	302H733300	2H733300	REAR FILM FRAME MID	1	1	1
43	7YZM610007++H01	YZ023340	ACCESS.SADDLE	8	8	8

Ref. No.	Part.No.	Alternative.	Description	Quantity		
				120	230	240
101	7BB200308H	BB105660	+BIND T.T P SCREW 3X8			
102	7BB200410H	BB105700	+BIND T.T P SCREW 4X10			
103	7BB100306H	BB046010	+BIND T.T S SCREW 3X6			
104	7BB100408H	BB048820	+BIND T.T S SCREW 4X8			
105	7BB700410H	BB107090	+BIND T.T S SCREW 4X10 SR			

- Parts with "*" are component parts or sub-assemblies of the assembly appearing immediately above them.
- Parts with "⊙" indicate regular maintenance parts.

- Parts with "••" are component parts or sub-assembly with "•" appearing immediately above them.

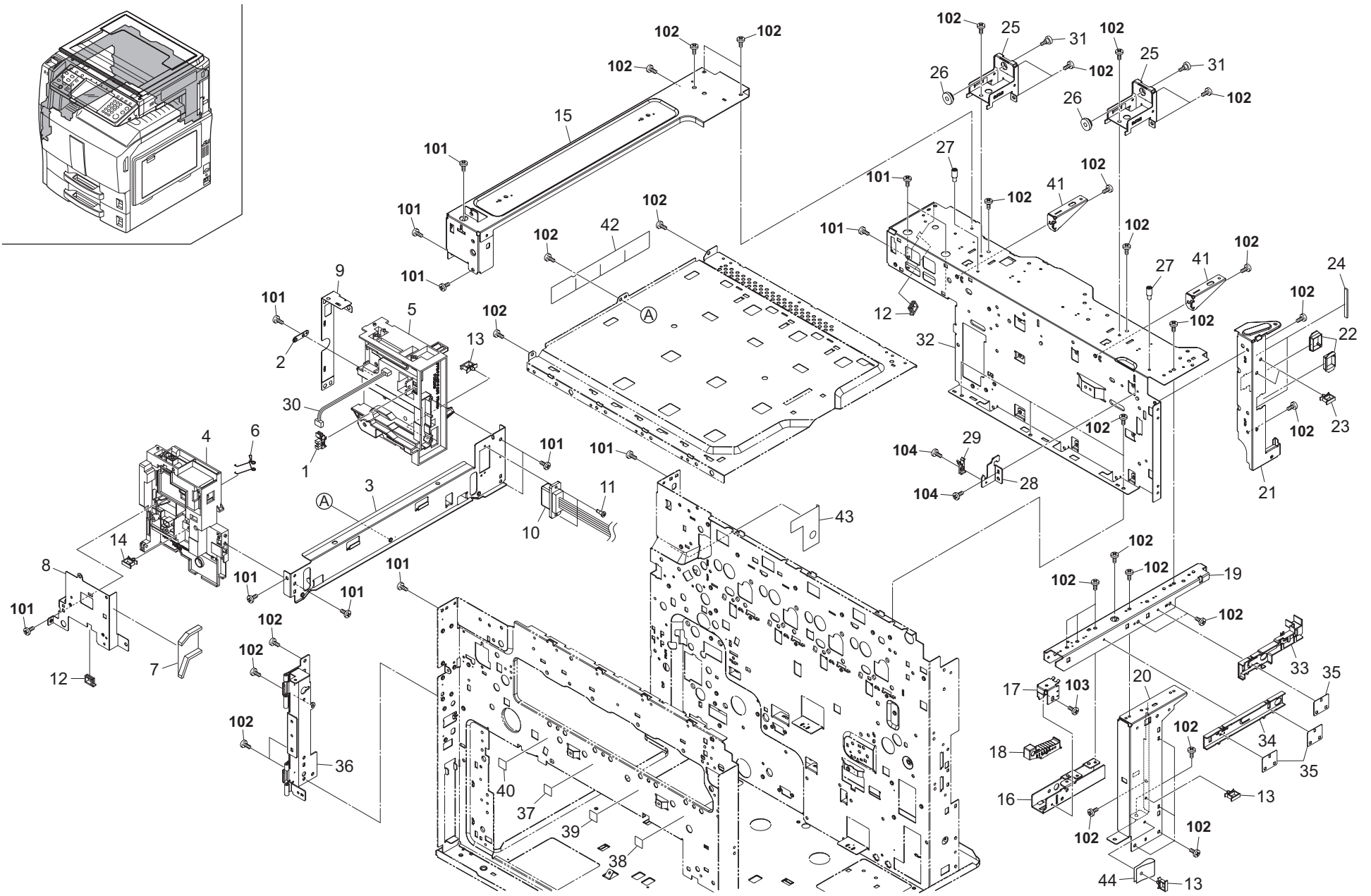


FIG. 4 Frames 2

2JZ/2JX/2JV/2H7-1

Ref. No.	Part.No.	Alternative.	Description	Quantity		
				120	230	240
⊙ 1	2C927210	2C927210	SENSOR 248NL1	1	1	1
2	302FZ02720	2FZ02720	PLATE FUSER	1	1	1
3	302H702250	2H702250	FRAME FUSER UNIT CENTER	1	1	1
4	302H702260	2H702260	FRAME FUSER UNIT FRONT	1	1	1
5	302H702270	2H702270	FRAME FUSER UNIT REAR	1	1	1
6	302H702510	2H702510	SPRING EARTH EXIT	1	1	1
7	302H704850	2H704850	SPONGE FAN FRONT	1	1	1
8	302H739740	2H739740	PLATE FRAME FUSER F	1	1	1
9	302H739750	2H739750	PLATE EARTH FRAME REAR	1	1	1
10	302H746190	2H746190	WIRE FUSER JOINT	1	1	1
11	3CZ02240	3CZ02240	PIN,DRAWER SIDE CONVEYING	2	2	2
12	7YZM210006++H01	YZ038000	ACCESS.EDGING	2	2	2
13	7YZM610007++H01	YZ023340	ACCESS.SADDLE	3	3	3
14	7YZM610008++H01	YZ037940	ACCESS.SADDLE	1	1	1
15	302H702320	2H702320	STAY UPPER LEFT	1	1	1
16	302FZ02791	2FZ02791	MOUNT ISU ADJUST	1	1	1
17	302GR02311	2GR02311	MOUNT RUBBER ISU	1	1	1
18	302GR02321	2GR02321	ADJUSTOR ISU	1	1	1
19	302H702360	2H702360	STAY ISU UPPER RIGHT	1	1	1
20	302H702380	2H702380	STAY ISU MIDDLE RIGHT	1	1	1
21	302H739030	2H739030	STAY SHIELD BOX	1	1	1
22	7YZM210002++H01	YZ004730	ACCESS.EDGING	2	2	2
23	7YZM610002++H01	YZ010240	ACCESS SADDLE	2	2	2
24	7ZGSTG15C050H01	ZG000470	SHIELD GASKET	2	2	2
25	302H702140	2H702140	SUPPORT MOUNT DP	2	2	2
26	2AV12280	2AV12280	BASE RUBBER,SCANNER SECTION	2	2	2
27	302FB16320	2FB16320	PIN ROLLER RELEASE LEVER	2	2	2
28	2BJ02110	2BJ02110	FULCRUM PLATE,MIDDLE TRAY	1	1	1
29	2BJ02121	2BJ02121	HOLDER,FULCRUM	1	1	1
30	302FZ46890	2FZ46890	WIRE FEED PI	1	1	1
⊙ 31	302GR17180	2GR17180	PIN SCANNER RETAINING	2	2	2
32	302H702340	2H702340	STAY UPPER REAR	1	1	1
33	302H702370	2H702370	GUIDE WIRE OPE	1	1	1
34	302H702660	2H702660	GUIDE WIRE OPE F	1	1	1
35	302H702540	2H702540	FILM WIRE OPE	3	3	3
36	302H704530	2H704530	MOUNT HINGE	1	1	1
37	4AK73740	5MVVL221WN33	LABEL CONTAINER T1	1	1	1
38	4AK73750	5MVVL221WN34	LABEL CONTAINER T2	1	1	1
39	4AK73760	5MVVL221WN35	LABEL CONTAINER T3	1	1	1
40	4AK73770	5MVVL221WN36	LABEL CONTAINER T4	1	1	1
41	302H702100	2H702100	PLATE FRAME UPPER REAR	2	2	2
42	302H733700	2H733700	SHEET INTERCEPT FUSER	1	1	1
43	302JZ39030	2JZ39030	SHEET GUIDE L (25/25, 30/30 ppm)	1	1	1
44	302H702450	2H702450	SHEET LSU WIRE	1	1	1

Ref. No.	Part.No.	Alternative.	Description	Quantity		
				120	230	240
101	7BB200410H	BB105700	+BIND T.T P SCREW 4X10			
102	7BB100408H	BB048820	+BIND T.T S SCREW 4X8			
103	7BB702306H	BB105630	+TP-FLAT T.T S SCREW 3X6 SR			
104	7BB100306H	BB046010	+BIND T.T S SCREW 3X6			

- Parts with "*" are component parts or sub-assemblies of the assembly appearing immediately above them.
- Parts with "⊙" indicate regular maintenance parts.

- Parts with "••" are component parts or sub-assembly with "•" appearing immediately above them.

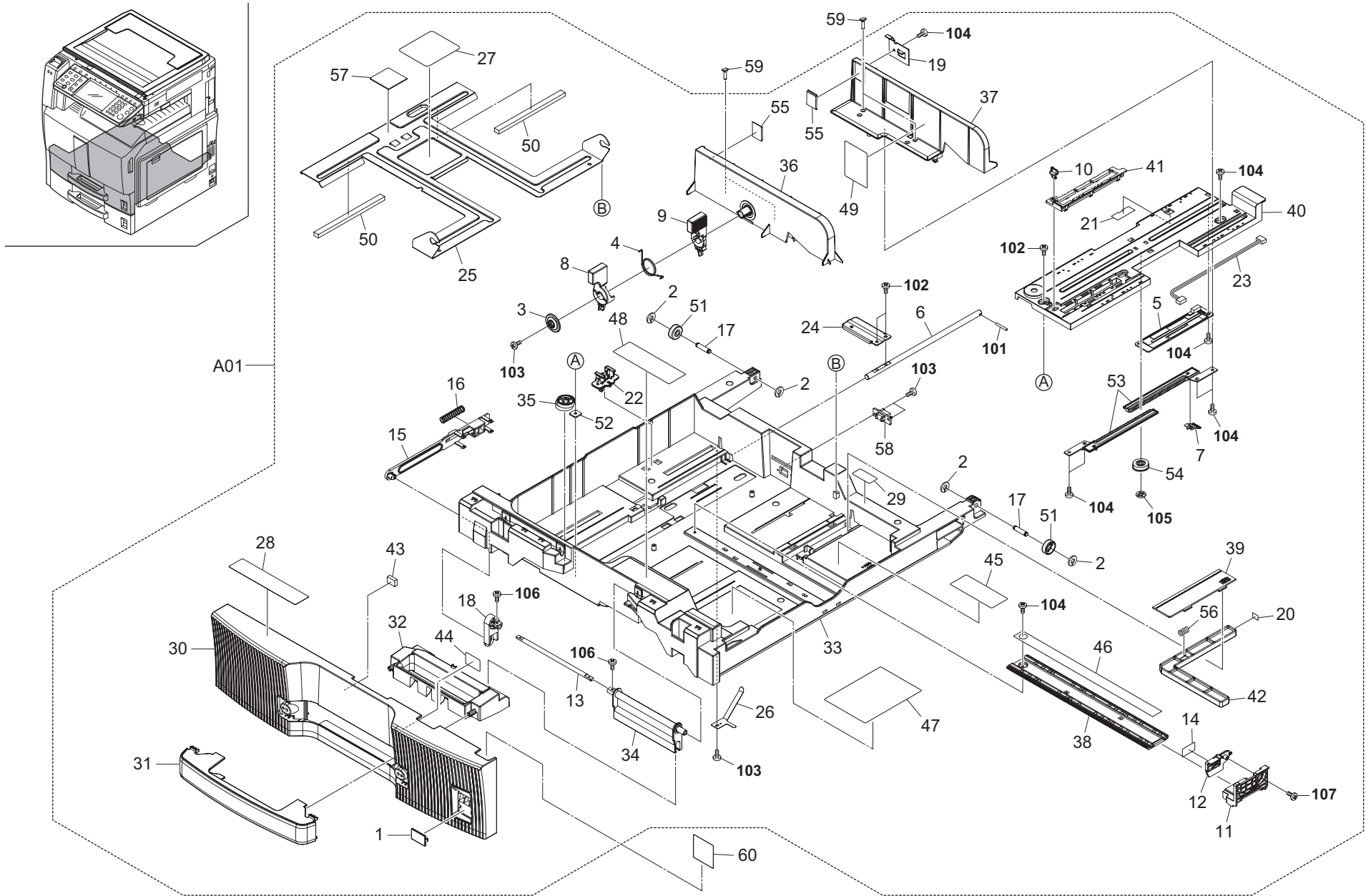


FIG. 5 Paper Cassette 1

2JZ/2JX/2JV/2H7-1

Ref. No.	Part.No.	Alternative.	Description	Quantity		
				120	230	240
⊙ A01	302H793300	2H793300	PARTS TOP CASSETTE 1 ASSY	1	1	1
1	*2BL04310	2BL04310	PLATE NUMBER	1	1	1
2	*2C904550	2C904550	CUT WASHER 5	4	4	4
3	*2FB07050	2FB07050	PIN CURSOR	1	1	1
4	*2FB07060	2FB07060	SPRING CURSOR	1	1	1
⊙ 5	*2FG01020	2FG01020	SIZE DETECTION ASS'Y	1	1	1
6	*302AR07041	2AR07041	SHAFT,WORK PLATE	1	1	1
7	*302BC07861	2BC07861	TERMINAL,PAPER SIZE DETECTION	1	1	1
8	*302FB07032	2FB07032	LEVER CURSOR A	1	1	1
9	*302FB07042	2FB07042	LEVER CURSOR B	1	1	1
10	*302FB07420	2FB07420	PIN CASSETTE	1	1	1
11	*302FZ09030	2FZ09030	CURSOR RIGHT	1	1	1
12	*302FZ09040	2FZ09040	CURSOR RIGHT UPPER	1	1	1
13	*302FZ09070	2FZ09070	SHAFT HANDLE	1	1	1
⊙ 14	*302FZ09130	2FZ09130	LABEL PAPER MAX	1	1	1
15	*302GR09051	2GR09051	LEVER CASSETTE	1	1	1
16	*302GR09120	2GR09120	SPRING LEVER CASSETTE	1	1	1
17	*302GR09130	2GR09130	SHAFT PULLEY	2	2	2
18	*302GR09150	2GR09150	WORK PLATE HANDLE	1	1	1
19	*302GR09160	2GR09160	STOPPER PAPER	1	1	1
20	*302GR09210	2GR09210	SEAL DETECTION PLATE	1	1	1
21	*302GR09250	2GR09250	FILM PWB COVER	1	1	1
22	*302GR09991	2GR09991	LIFT LOCK	1	1	1
23	*302GR46450	2GR46450	WIRE CASSETTE UNIT	1	1	1
24	*302H009070	2H009070	WORK PLATE LIFT CASSETTE	1	1	1
25	*302H009101	2H009101	BASE CASSETTE	1	1	1
26	*302H009120	2H009120	PLATE CASSETTE EARTH	1	1	1
27	*302H034070	2H034070	LABEL PAPER SET	1	1	1
⊙ 28	*302H708090	2H708090	LABEL BYPASS OPERATION	1	1	1
29	*302H708100	2H708100	LABEL JAM LEVER GUIDE	1	1	1
⊙ 30	*302H709010	2H709010	COVER CASSETTE 1ST	1	1	1
⊙ 31	*302H709030	2H709030	COVER CASSETTE HANDLE	1	1	1
⊙ 32	*302H709040	2H709040	HANDLE CASSETTE	1	1	1
33	*302H709050	2H709050	CASSETTE 1ST	1	1	1
34	*302H709070	2H709070	JOINT HANDLE CASSETTE	1	1	1
35	*302H709080	2H709080	ADJUSTING PLATE CASSETTE	1	1	1
36	*302H709090	2H709090	FRONT CURSOR CASSETTE	1	1	1
37	*302H709100	2H709100	REAR CURSOR CASSETTE	1	1	1
38	*302H709110	2H709110	RAIL CURSOR R	1	1	1
39	*302H709120	2H709120	LID PAPER SIZE	1	1	1
40	*302H709130	2H709130	RAIL CURSOR A	1	1	1
41	*302H709140	2H709140	SUPPORT PLATE	1	1	1
42	*302H709150	2H709150	DETECTION PLATE PAPER SIZE	1	1	1
43	*302H709160	2H709160	CUSHION PUSH BYPASS	1	1	1
44	*302H709170	2H709170	SHEET LEVER BYPASS	1	1	1
45	*302H734040	2H734040	LABEL CURSOR OPERATION	1	1	1
46	*302H734050	2H734050	LABEL CASSETTE SIZE L	1	1	1
47	*302H734060	2H734060	LABEL CASSETTE SIZE S	1	1	1
48	*302H734090	2H734090	LABEL CASSETTE OPERATION A	1	1	1
49	*302H734180	2H734180	LABEL PAPER UPPER LIMIT 1ST	1	1	1

- Parts with "*" are component parts or sub-assemblies of the assembly appearing immediately above them.
- Parts with "⊙" indicate regular maintenance parts.

Ref. No.	Part.No.	Alternative.	Description	Quantity		
				120	230	240
50	*33907210	33907210	CUSHION,CASSETTE WORK PLATE	2	2	2
51	*34907150	34907150	PULLEY,CASSETTE	2	2	2
52	*3CY06030	3CY06030	RETAINER M4	1	1	1
⊙ 53	*3CY06090	3CY06090	RACK CURSOR	2	2	2
⊙ 54	*3CY06100	3CY06100	GEAR 20,CURSOR	1	1	1
55	*60907170	60907170	CUSHION,CASSETTE R	2	2	2
56	*66106080	66106080	SPRING,PAD	1	1	1
⊙ 57	*66107100	66107100	PAD,CASSETTE	1	1	1
⊙ 58	*7YCC08B2046+H01	YC026110	CONNECTOR	1	1	1
59	302GR09220	2GR09220	PIN CURSOR	4	4	4
60	302FB05210	2FB05210	PLATE SIZE IN	1		
60	302FB05200	2FB05200	PLATE SIZE C		1	1
101	5MBP2514WXSP	E0025250	SPRING PIN /M2.5 X 14 S-BLK			
102	7BB607408H	BB107040	+TP-CUP M SCREW 4X8 R			
103	7BB200308H	BB105660	+BIND T.T P SCREW 3X8			
104	7BB202308H	BB105690	+TP-FLAT T.T P SCREW 3X8			
105	5MBCS4025XSP	D4000400	CS STOP RING /X 4 X .25T S-BLK			
106	7BB000305H	BB063450	+BIND M SCREW 3X5			
107	7BB202306H	BB106940	+TP-FLAT T.T P SCREW 3X6			

- Parts with "*•" are component parts or sub-assembly with "*" appearing immediately above them.

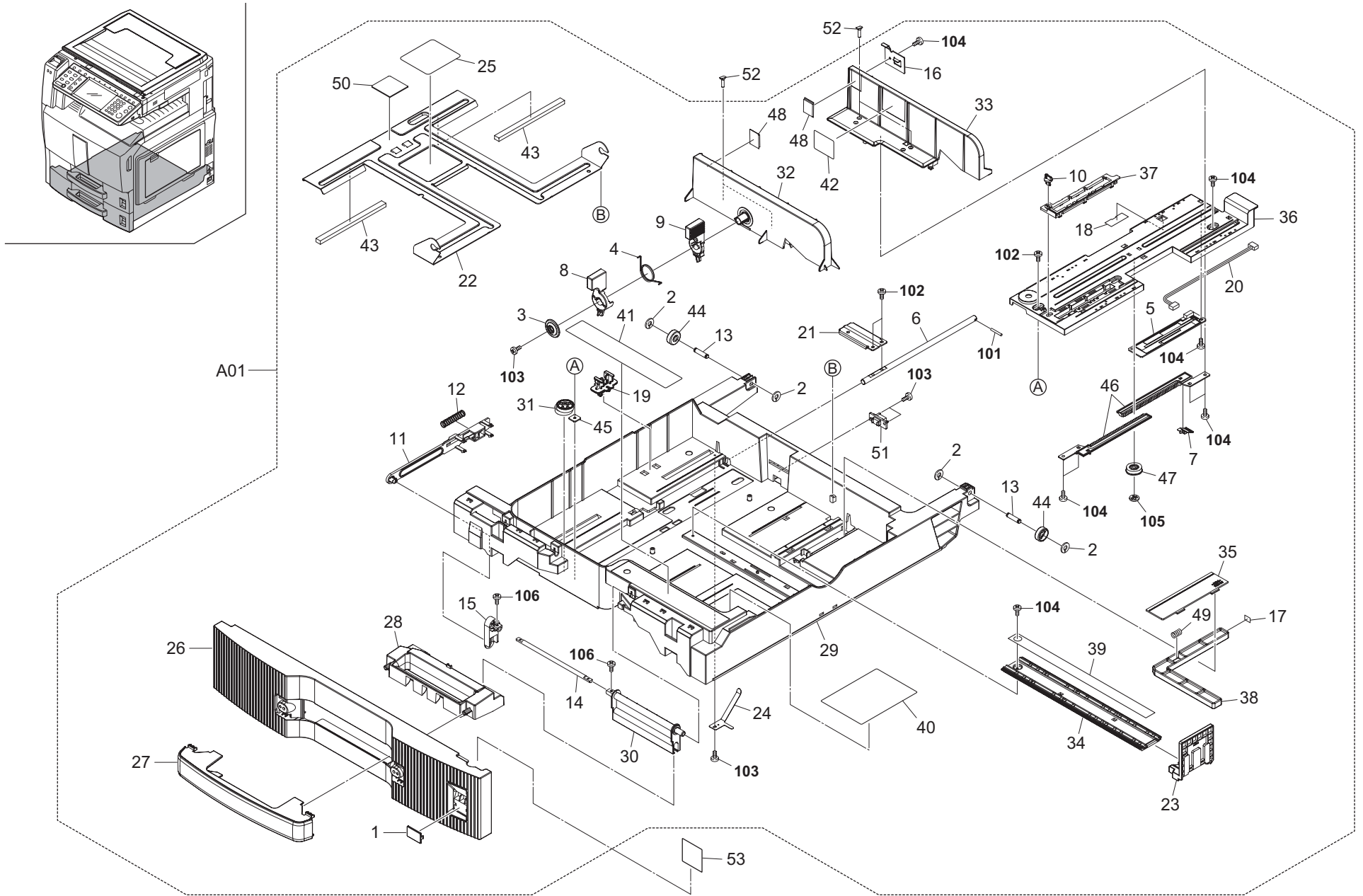


FIG. 6 Paper Cassette 2

2JZ/2JX/2JV/2H7-1

Ref. No.	Part.No.	Alternative.	Description	Quantity		
				120	230	240
⊙ A01	302H793310	2H793310	PARTS TOP CASSETTE 2 ASSY	1	1	1
1	*2BL04370	2BL04370	PLATE NUMBER 2	1	1	1
2	*2C904550	2C904550	CUT WASHER 5	4	4	4
3	*2FB07050	2FB07050	PIN CURSOR	1	1	1
4	*2FB07060	2FB07060	SPRING CURSOR	1	1	1
⊙ 5	*2FG01020	2FG01020	SIZE DETECTION ASS'Y	1	1	1
6	*302AR07041	2AR07041	SHAFT,WORK PLATE	1	1	1
7	*302BC07861	2BC07861	TERMINAL,PAPER SIZE DETECTION	1	1	1
8	*302FB07032	2FB07032	LEVER CURSOR A	1	1	1
9	*302FB07042	2FB07042	LEVER CURSOR B	1	1	1
10	*302FB07420	2FB07420	PIN CASSETTE	1	1	1
11	*302GR09051	2GR09051	LEVER CASSETTE	1	1	1
12	*302GR09120	2GR09120	SPRING LEVER CASSETTE	1	1	1
13	*302GR09130	2GR09130	SHAFT PULLEY	2	2	2
14	*302GR09140	2GR09140	SHAFT HANDLE	1	1	1
15	*302GR09150	2GR09150	WORK PLATE HANDLE	1	1	1
16	*302GR09160	2GR09160	STOPPER PAPER	1	1	1
17	*302GR09210	2GR09210	SEAL DETECTION PLATE	1	1	1
18	*302GR09250	2GR09250	FILM PWB COVER	1	1	1
19	*302GR09991	2GR09991	LIFT LOCK	1	1	1
20	*302GR46450	2GR46450	WIRE CASSETTE UNIT	1	1	1
21	*302H009070	2H009070	WORK PLATE LIFT CASSETTE	1	1	1
22	*302H009101	2H009101	BASE CASSETTE	1	1	1
23	*302H009110	2H009110	CURSOR C CASSETTE	1	1	1
24	*302H009120	2H009120	PLATE CASSETTE EARTH	1	1	1
25	*302H034070	2H034070	LABEL PAPER SET	1	1	1
⊙ 26	*302H709020	2H709020	COVER CASSETTE 2ND	1	1	1
⊙ 27	*302H709030	2H709030	COVER CASSETTE HANDLE	1	1	1
⊙ 28	*302H709040	2H709040	HANDLE CASSETTE	1	1	1
29	*302H709060	2H709060	CASSETTE 2ND	1	1	1
30	*302H709070	2H709070	JOINT HANDLE CASSETTE	1	1	1
31	*302H709080	2H709080	ADJUSTING PLATE CASSETTE	1	1	1
32	*302H709090	2H709090	FRONT CURSOR CASSETTE	1	1	1
33	*302H709100	2H709100	REAR CURSOR CASSETTE	1	1	1
34	*302H709110	2H709110	RAIL CURSOR R	1	1	1
35	*302H709120	2H709120	LID PAPER SIZE	1	1	1
36	*302H709130	2H709130	RAIL CURSOR A	1	1	1
37	*302H709140	2H709140	SUPPORT PLATE	1	1	1
38	*302H709150	2H709150	DETECTION PLATE PAPER SIZE	1	1	1
39	*302H734050	2H734050	LABEL CASSETTE SIZE L	1	1	1
40	*302H734060	2H734060	LABEL CASSETTE SIZE S	1	1	1
41	*302H734070	2H734070	LABEL CASSETTE OPERATION B	1	1	1
42	*302H734080	2H734080	LABEL PAPER UPPER LIMIT	1	1	1
43	*33907210	33907210	CUSHION,CASSETTE WORK PLATE	2	2	2
44	*34907150	34907150	PULLEY,CASSETTE	2	2	2
45	*3CY06030	3CY06030	RETAINER M4	1	1	1
⊙ 46	*3CY06090	3CY06090	RACK CURSOR	2	2	2
⊙ 47	*3CY06100	3CY06100	GEAR 20,CURSOR	1	1	1
48	*60907170	60907170	CUSHION,CASSETTE R	2	2	2
49	*66106080	66106080	SPRING,PAD	1	1	1

Ref. No.	Part.No.	Alternative.	Description	Quantity		
				120	230	240
⊙ 50	*66107100	66107100	PAD,CASSETTE	1	1	1
⊙ 51	*7YCC08B2046+H01	YC026110	CONNECTOR	1	1	1
52	302GR09220	2GR09220	PIN CURSOR	4	4	4
53	302FB05210	2FB05210	PLATE SIZE IN	1		
53	302FB05200	2FB05200	PLATE SIZE C		1	1
101	5MBP2514WXSP	E0025250	SPRING PIN /M2.5 X 14 S-BLK			
102	7BB607408H	BB107040	+TP-CUP M SCREW 4X8 R			
103	7BB200308H	BB105660	+BIND T.T P SCREW 3X8			
104	7BB202308H	BB105690	+TP-FLAT T.T P SCREW 3X8			
105	5MBCS4025XSP	D4000400	CS STOP RING /X 4 X .25T S-BLK			
106	7BB000305H	BB063450	+BIND M SCREW 3X5			

- Parts with "*" are component parts or sub-assemblies of the assembly appearing immediately above them.
- Parts with "⊙" indicate regular maintenance parts.

- Parts with "••" are component parts or sub-assembly with "•" appearing immediately above them.

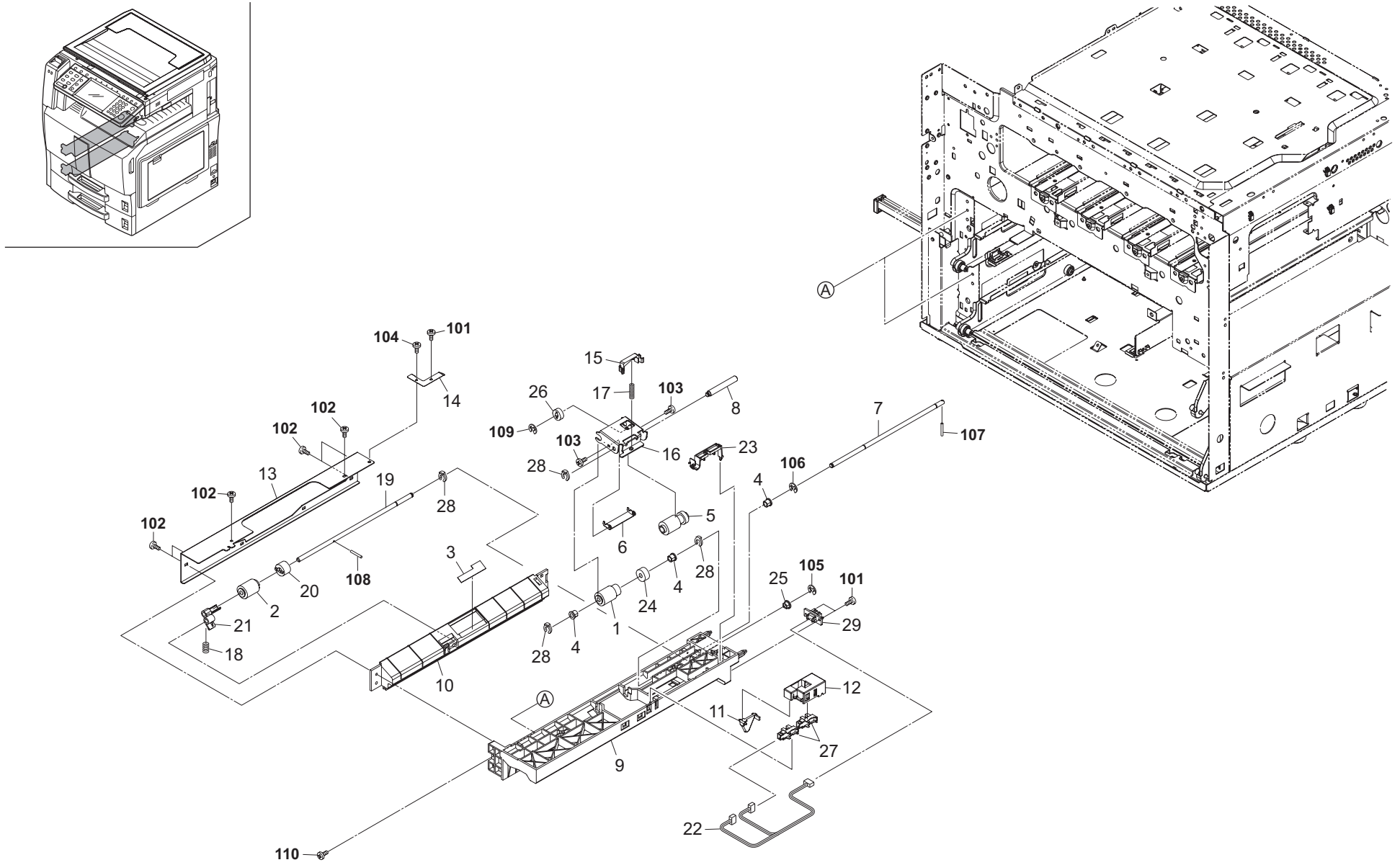


FIG. 7 Paper Feed Section 1

2JZ/2JX/2JV/2H7-1

Ref. No.	Part.No.	Alternative.	Description	Quantity			
				120	230	240	
⊙	1	2AR07220	2AR07220	PULLEY,PAPER FEED	2	2	2
⊙	2	2AR07230	2AR07230	PULLEY,SEPARATION	2	2	2
	3	2AR07660	2AR07660	GUIDE FILM,SEPARATION PULLEY	2	2	2
⊙	4	2BC06520	2BC06520	BUSHING 6,REGISTRATION	6	6	6
⊙	5	2BJ06010	2BJ06010	PULLEY FEED A	2	2	2
	6	2BL07900	2BL07900	PLATE LEADING FEED	2	2	2
	7	302AR07252	2AR07252	SHAFT,PAPER FEED	2	2	2
	8	302AR07271	2AR07271	SHAFT,LEADING FEED	2	2	2
	9	302FG07252	2FG07252	UPPER HOUSING,PAPER FEED	2	2	2
	10	302FG07260	2FG07260	LOWER HOUSING,PAPER FEED	2	2	2
	11	302FG07290	2FG07290	ACTUATOR,PAPER EMPTY	2	2	2
	12	302FG07300	2FG07300	HOLDER,ACTUATOR	2	2	2
	13	302FG07310	2FG07310	REINFORCEMENT PRIMARY PAPER FEED	2	2	2
	14	302FG07330	2FG07330	GROUND PLATE,PRIMARY PAPER FEED	2	2	2
	15	302GR06060	2GR06060	HOLDER PICK	2	2	2
	16	302GR06070	2GR06070	SUPPORT PLATE FEED	2	2	2
	17	302GR06080	2GR06080	SPRING PICK	2	2	2
	18	302GR06091	2GR06091	SPRING SEPARATION	2	2	2
	19	302GR06101	2GR06101	SHAFT SEPARATION	2	2	2
⊙	20	302GR06110	2GR06110	TORQUE LIMITER 360	2	2	2
	21	302GR06201	2GR06201	LEVER SEPARATION RELEASE	2	2	2
	22	302GR46430	2GR46430	WIRE PRIMARY FEED UNIT1	2	2	2
	23	302H706010	2H706010	COVER PRIMARY WIRE	2	2	2
⊙	24	33906160	33906160	GEAR 16,PAPER FEED	2	2	2
	25	34806040	34806040	LOWER BUSHING,PAPER FEED	2	2	2
⊙	26	34922420	34922420	GEAR 15	2	2	2
⊙	27	5FNXGP1A73A++02	2DC27180	PT.SENSOR GP1A73AJ00/ BK	4	4	4
	28	5MVX111DN003	2A806250	RING STOPPER /A-49 FEED A4	8	8	8
⊙	29	7YCC08B2046+H01	YC026110	CONNECTOR	2	2	2

Ref. No.	Part.No.	Alternative.	Description	Quantity			
				120	230	240	
	101	7BB200308H	BB105660	+BIND T.T P SCREW 3X8			
	102	7BB200310H	BB105670	+BIND T.T P SCREW 3X10			
	103	7BB000304H	BB105720	+BIND M SCREW 3X4			
	104	7BB000305H	BB063450	+BIND M SCREW 3X5			
	105	D1A00400	D1A00400	STOP RING E-4(TRIVALENT CHROMATING)			
	106	D1A00500	D1A00500	STOP RING E-5(TRIVALENT CHROMATING)			
	107	5MBP2012WXSP	E0020120	SPRING PIN / M2 X 12 S-BLK			
	108	E5120080	E5120080	PARALLEL PIN H7A 2X8 SUS			
	109	7BD105060+++H01	BD018620	E STOP RING E-5			
	110	7BB700410H	BB107090	+BIND T.T S SCREW 4X10 SR			

- Parts with "*" are component parts or sub-assemblies of the assembly appearing immediately above them.
- Parts with "⊙" indicate regular maintenance parts.

- Parts with "••" are component parts or sub-assembly with "•" appearing immediately above them.

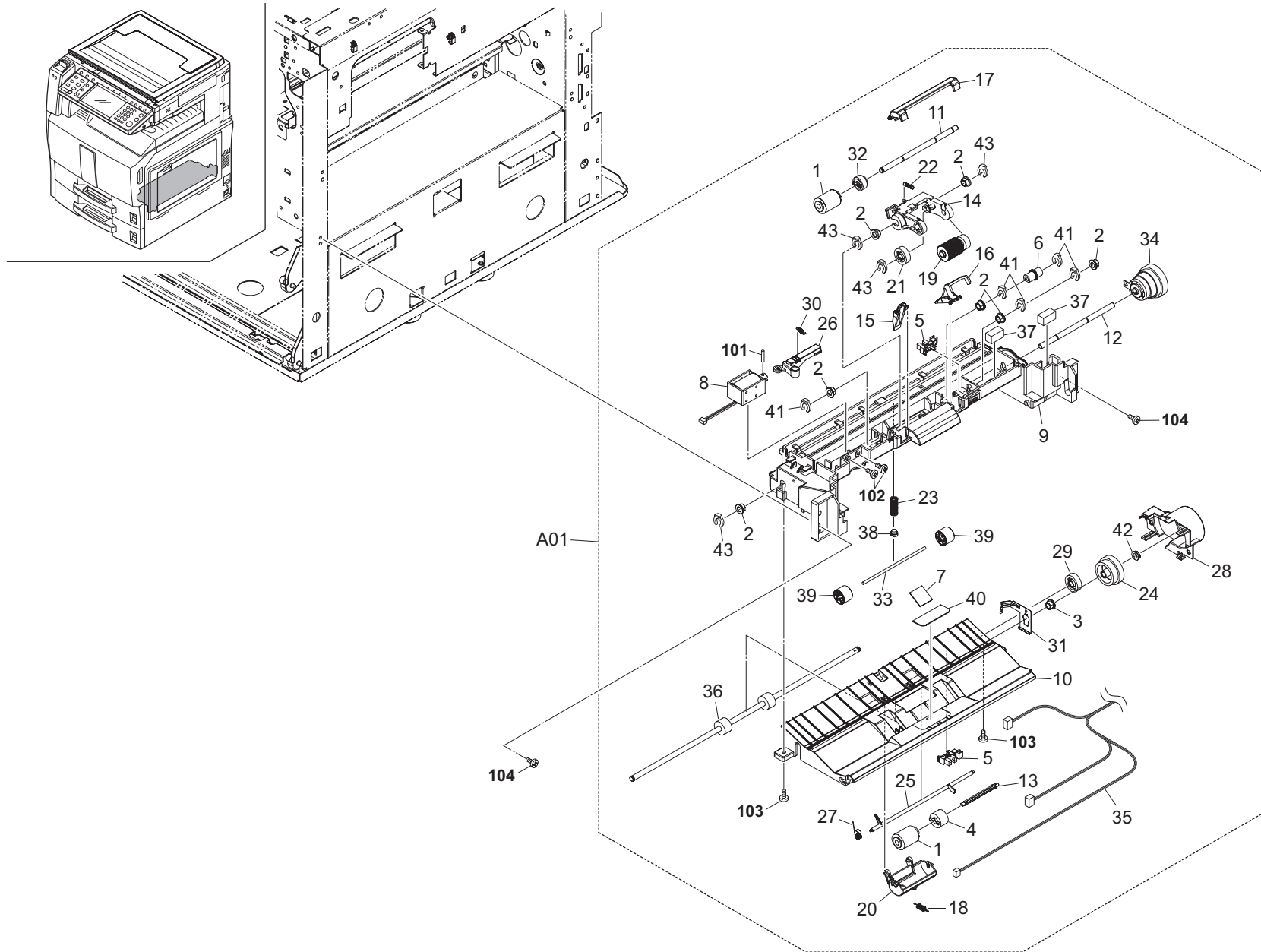


FIG. 8 Paper Feed Section 2

2JZ/2JX/2JV/2H7-1

Ref. No.	Part.No.	Alternative.	Description	Quantity		
				120	230	240
⊙ A01	302H793510	2H793510	PARTS MPT ASSY	1	1	1
⊙ 1	*2AR07230	2AR07230	PULLEY,SEPARATION	2	2	2
2	*2BG22960	2BG22960	BUSH 6	7	7	7
3	*2BG22970	2BG22970	BUSH 6 EW	1	1	1
⊙ 4	*2C907280	2C907280	TORQUE LIMITER 340	1	1	1
⊙ 5	*2C927210	2C927210	SENSOR 248NL1	2	2	2
6	*302FB06151	2FB06151	JOINT DRIVE	1	1	1
⊙ 7	*302FB17760	2FB17760	PAD MP	1	1	1
8	*302FB25180	2FB25180	SOLENOID LEADING FEED	1	1	1
⊙ 9	*302FZ08012	2FZ08012	BASE MPT	1	1	1
10	*302FZ08020	2FZ08020	LOWER GUIDE MPT	1	1	1
11	*302FZ08030	2FZ08030	SHAFT FEED MPT	1	1	1
12	*302FZ08040	2FZ08040	SHAFT FEED JOINT MPT	1	1	1
13	*302FZ08050	2FZ08050	SHAFT SEPARATE MPT	1	1	1
14	*302FZ08072	2FZ08072	HOLDER MPT LF	1	1	1
15	*302FZ08090	2FZ08090	PAPER STOPPER MPT F	1	1	1
16	*302FZ08100	2FZ08100	PAPER STOPPER MPT R	1	1	1
17	*302FZ08110	2FZ08110	LEVER STOPPER RELEASE	1	1	1
18	*302FZ08120	2FZ08120	SPRING SEPARATE PULLEY	1	1	1
⊙ 19	*302FZ08130	2FZ08130	PULLEY LEADING FEED MPT	1	1	1
20	*302FZ08160	2FZ08160	HOLDER SEPARATE MPT	1	1	1
⊙ 21	*302FZ08180	2FZ08180	GEAR MPT Z23	1	1	1
22	*302FZ08190	2FZ08190	SPRING HOLDER MPT	1	1	1
23	*302FZ08291	2FZ08291	SPRING MID MPT	1	1	1
⊙ 24	*302FZ08300	2FZ08300	GEAR MPT Z41Z35	1	1	1
⊙ 25	*302FZ08310	2FZ08310	ACTUATOR MIDDLE MPT	1	1	1
26	*302FZ08320	2FZ08320	LEVER MPT SOLENOID	1	1	1
27	*302FZ08350	2FZ08350	SPRING ACTUATOR MPT	1	1	1
28	*302FZ08360	2FZ08360	COVER MPT DRIVE	1	1	1
⊙ 29	*302FZ08370	2FZ08370	GEAR JOINT MPT UNIT	1	1	1
30	*302FZ08430	2FZ08430	SPRING SOLENOID MPT	1	1	1
31	*302FZ08440	2FZ08440	PLATE EARTH MPT ROLL	1	1	1
⊙ 32	*302FZ08450	2FZ08450	GEAR MPT FEED Z19 ASSY	1	1	1
33	*302FZ22140	2FZ22140	SHAFT MIDDLE L	1	1	1
⊙ 34	*302FZ31830	2FZ31830	CLUTCH MPF 6	1	1	1
35	*302FZ46520	2FZ46520	WIRE MPF UNIT	1	1	1
⊙ 36	*302FZ94490	2FZ94490	PARTS,ROLLER MID MPT SP	1	1	1
37	*302H708130	2H708130	PAD WIRE	2	2	2
38	*302H722730	2H722730	BUSH SP B	1	1	1
39	*302JF22010	2JF22010	PULLEY MIDDLE	2	2	2
⊙ 40	*33906400	33906400	FRICTION PLATE,BYPASS	1	1	1
41	*5MVL177DN001	2FB06810	RING STOPPER 4	5	5	5
42	*5MVM176XN001	2BM14330	BUSH D1234	1	1	1
43	*5MVX111DN003	2A806250	RING STOPPER /A-49 FEED A4	4	4	4

Ref. No.	Part.No.	Alternative.	Description	Quantity		
				120	230	240
101	E0030140	48126628	SPRING PIN 3X14			
102	5MBSPB3006NW++R	B1B03060	BIND HEAD SCREW(+)/ M3 X 6 CRFREE			
103	7BB200410H	BB105700	+BIND T.T P SCREW 4X10			
104	7BB100408H	BB048820	+BIND T.T S SCREW 4X8			

- Parts with "*" are component parts or sub-assemblies of the assembly appearing immediately above them.
- Parts with "⊙" indicate regular maintenance parts.

- Parts with "••" are component parts or sub-assembly with "•" appearing immediately above them.

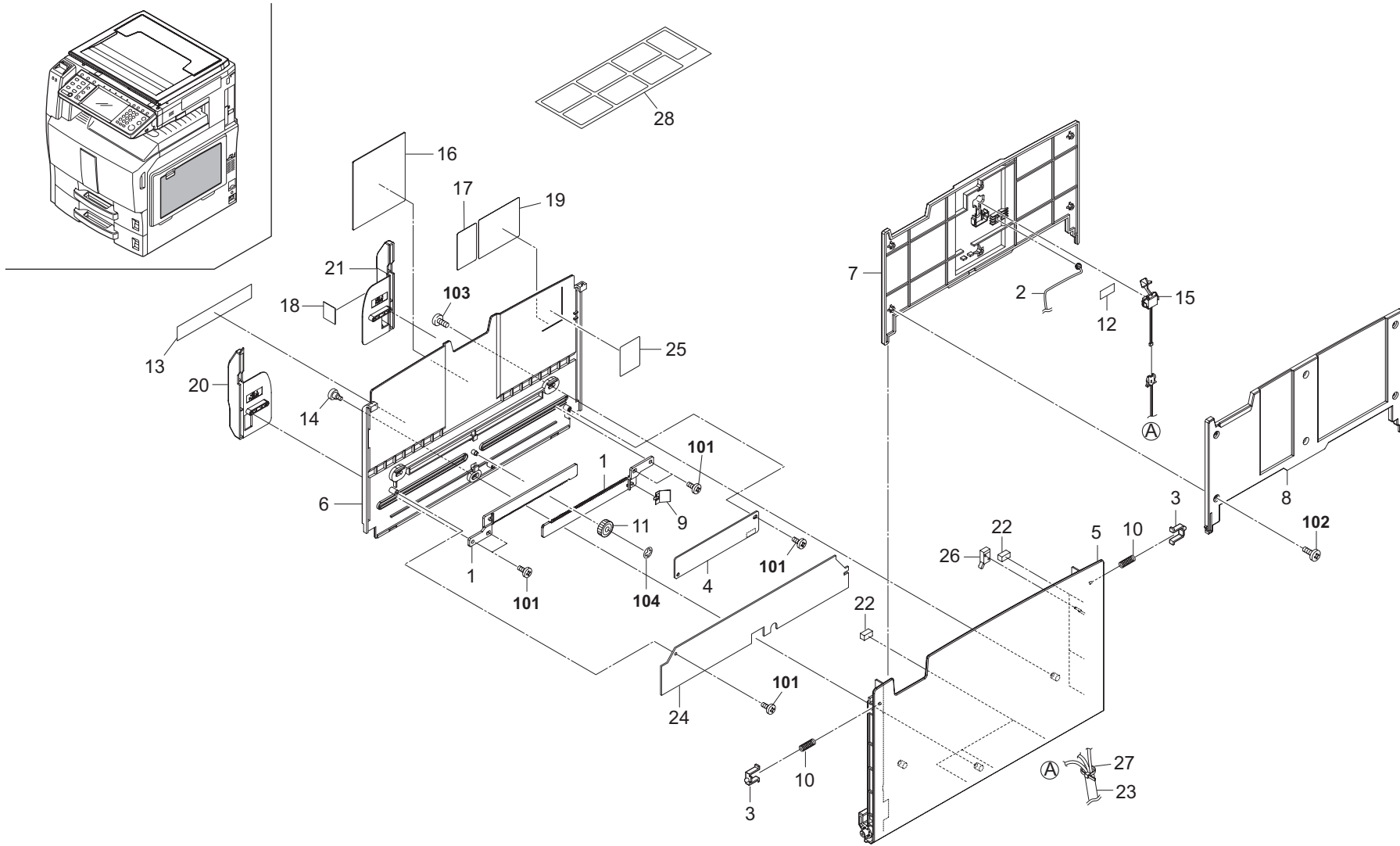


FIG. 9 Paper Feed Section 3

2JZ/2JX/2JV/2H7-1

Ref. No.	Part.No.	Alternative.	Description	Quantity			
				120	230	240	
	1	2BC06750	2BC06750	RACK,CURSOR	2	2	2
	2	2BC07340	2BC07340	LEFT WIRE B,LIFT	1	1	1
	3	2FB07330	2FB07330	STOPPER BYPASS TABLE	2	2	2
⊙	4	2FG01020	2FG01020	SIZE DETECTION ASS'Y	1	1	1
⊙	5	302BC06035	2BC06035	TABLE A,BYPASS	1	1	1
⊙	6	302BC06046	2BC06046	TABLE B,BYPASS	1	1	1
⊙	7	302BC06052	2BC06052	TABLE C,BYPASS	1	1	1
⊙	8	302BC06061	2BC06061	TABLE D,BYPASS	1	1	1
	9	302BC07861	2BC07861	TERMINAL,PAPER SIZE DETECTION	1	1	1
	10	302FB17700	2FB17700	SPRING BYPASS TEBLE	2	2	2
⊙	11	302FB17710	2FB17710	GEAR 18 IDLE DEVELOPING	1	1	1
	12	302FB17730	2FB17730	SEAL BYPASS TABLE	1	1	1
	13	302FB17740	2FB17740	SIZE INDICATOR BYPASS(M)	1	1	1
	13	302FB17750	2FB17750	SIZE INDICATOR BYPASS(I)	1		
	14	302FB17800	2FB17800	PIN BYPASS TABLE	1	1	1
⊙	15	302FB25140	2FB25140	SWITCH BYPASS SIZE	1	1	1
⊙	16	302FZ08500	2FZ08500	PAD MP L	1	1	1
	17	302H708050	2H708050	LABEL MP CAUTION E S	1	1	1
⊙	18	302H708070	2H708070	LABEL ORIGINAL MAX	1	1	1
	19	302H708080	2H708080	LABEL MP CAUTION PIC S	1	1	1
	20	302H708110	2H708110	CURSOR MPT F	1	1	1
	21	302H708120	2H708120	CURSOR MPT R	1	1	1
	22	302H708150	2H708150	SPONGE WIRE MPT	6	6	6
	23	302H746980	2H746980	WIRE BYPASS TRAY	1	1	1
	24	33906900	33906900	COVER,CURSOR	1	1	1
	25	3C007060	3C007060	PAD,LIFT	1	1	1
⊙	26	76727010	76727010	ORIGINAL SIZE SWITCH	1	1	1
	27	7YZM420003++H01	YZ052580	ACCESS.BAND	1	1	1
	28	302H708140	2H708140	LABEL MP CAUTION SET E	1	1	1

Ref. No.	Part.No.	Alternative.	Description	Quantity			
				120	230	240	
	101	7BB202308H	BB105690	+TP-FLAT T.T P SCREW 3X8			
	102	7BB202306H	BB106940	+TP-FLAT T.T P SCREW 3X6			
	103	BAB64080	BAB64080	+TP TAP-TITE P SCREW M4X8			
	104	5MBCS4025XSP	D4000400	CS STOP RING /X 4 X .25T S-BLK			

- Parts with "*" are component parts or sub-assemblies of the assembly appearing immediately above them.
- Parts with "⊙" indicate regular maintenance parts.

- Parts with "••" are component parts or sub-assembly with "•" appearing immediately above them.

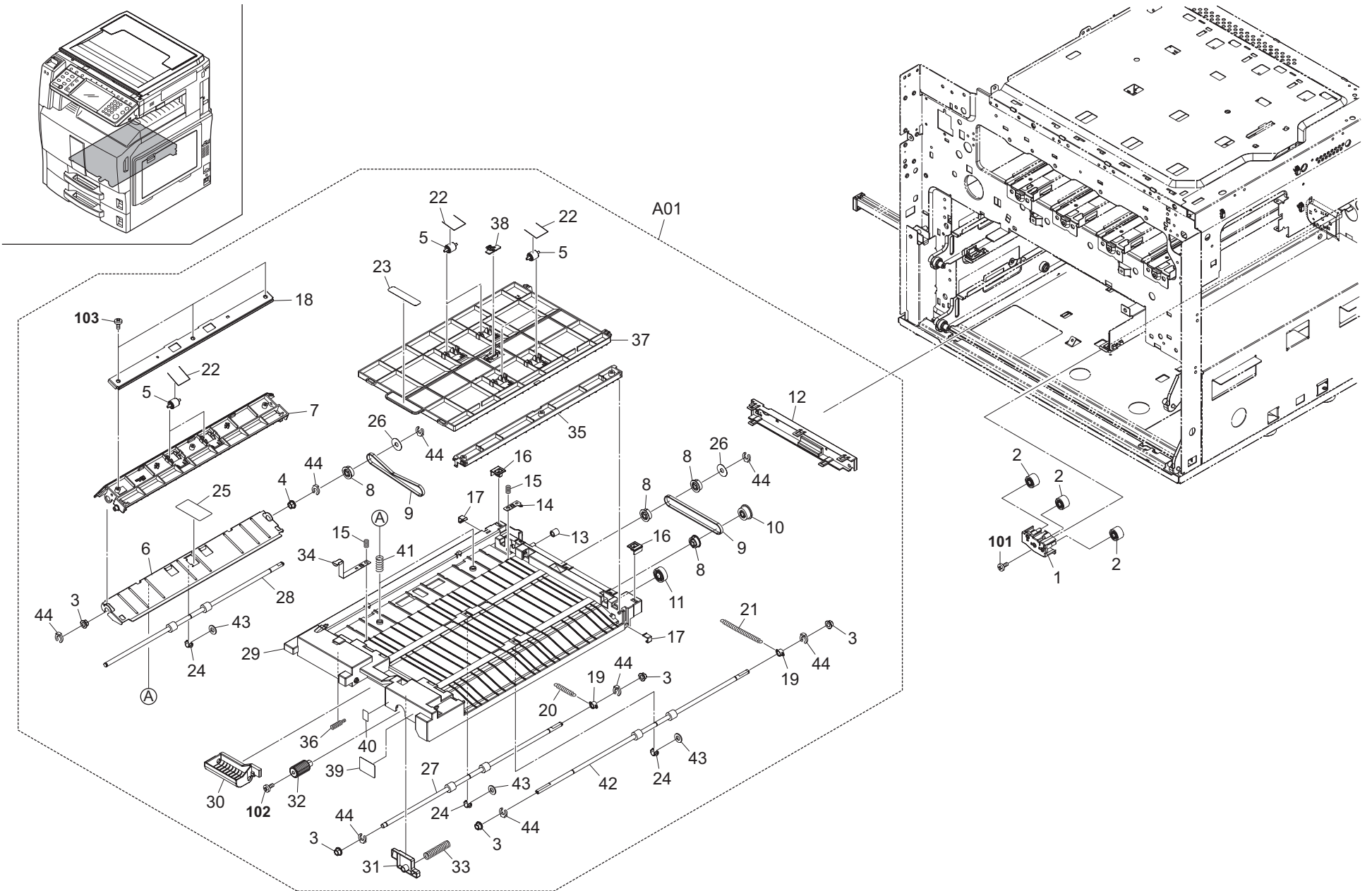


FIG. 10 Paper Feed Section 4

2JZ/2JX/2JV/2H7-1

	Ref. No.	Part.No.	Alternative.	Description	Quantity		
					120	230	240
	1	302FZ07500	2FZ07500	BRACKET MPT GEAR	1	1	1
	2	302FZ07510	2FZ07510	GEAR JOINT MPT	3	3	3
⊙	A01	302H793150	2H793150	PARTS MPT BYPASS UNIT	1	1	1
	3	*2BG22960	2BG22960	BUSH 6	5	5	5
	4	*2BG22970	2BG22970	BUSH 6 EW	1	1	1
⊙	5	*302FZ07020	2FZ07020	PULLEY MPT BYPASS	6	6	6
	6	*302FZ07061	2FZ07061	GUIDE BYPASS RIGHT	1	1	1
	7	*302FZ07071	2FZ07071	COVER BYPASS OUT	1	1	1
⊙	8	*302FZ07080	2FZ07080	PULLEY BYPASS	4	4	4
⊙	9	*302FZ07090	2FZ07090	BELT BYPASS	2	2	2
⊙	10	*302FZ07100	2FZ07100	GEAR BYPASS A	1	1	1
⊙	11	*302FZ07120	2FZ07120	GEAR BYPASS JOINT	1	1	1
	12	*302FZ07140	2FZ07140	COVER MPT REAR	1	1	1
⊙	13	*302FZ07150	2FZ07150	PULLEY TENSION BELT	1	1	1
	14	*302FZ07180	2FZ07180	PLATE EARTH MPT	1	1	1
	15	*302FZ07210	2FZ07210	SPRING EARTH BYPASS JOINT	2	2	2
	16	*302FZ07240	2FZ07240	SLIDER BYPASS A	2	2	2
	17	*302FZ07250	2FZ07250	SLIDER BYPASS B	2	2	2
	18	*302FZ07302	2FZ07302	PLATE GUIDE MPT	1	1	1
	19	*302FZ07310	2FZ07310	BUSH CONTACT MPT B	2	2	2
	20	*302FZ07320	2FZ07320	SPRING EARTH MPT A	1	1	1
	21	*302FZ07330	2FZ07330	SPRING EARTH MPT B	1	1	1
	22	*302FZ07380	2FZ07380	SPRING BYPASS PULLEY B	6	6	6
	23	*302FZ07420	2FZ07420	LABEL JAM BYPASS B4	1	1	1
	24	*302FZ07540	2FZ07540	HOLDER SHAFT OUT	3	3	3
	25	*302FZ07550	2FZ07550	SHEET BYPASS OUT	1	1	1
	26	*302FZ29140	2FZ29140	COLLAR DU PULLEY	2	2	2
⊙	27	*302FZ94472	2FZ94472	PARTS,ROLLER BYPASS A SP	1	1	1
⊙	28	*302FZ94481	2FZ94481	PARTS,ROLLER BYPASS B SP	1	1	1
	29	*302H707010	2H707010	BASE MPF BYPASS	1	1	1
	30	*302H707020	2H707020	HANDLE BYPASS	1	1	1
	31	*302H707030	2H707030	LEVER PUSH BYPASS	1	1	1
	32	*302H707040	2H707040	LEVER JAM BYPASS	1	1	1
	33	*302H707050	2H707050	SPRING LEVER BYPASS	1	1	1
	34	*302H707070	2H707070	PLATE EARTH BYPASS F	1	1	1
	35	*302H707080	2H707080	GUIDE BYPASS IN	1	1	1
	36	*302H707110	2H707110	SPRING EARTH BYPASS F	1	1	1
	37	*302H707120	2H707120	COVER MPT BYPASS	1	1	1
	38	*302H707130	2H707130	PUSH COVER BYPASS	1	1	1
	39	*302H707140	2H707140	LABEL JAM BYPASS B2	1	1	1
	40	*302H707150	2H707150	LABEL JAM BYPASS B3	1	1	1
	41	*302H707160	2H707160	SPRING BYPASS MOTION	2	2	2
⊙	42	*302H794320	2H794320	PARTS ROLLER BYPASS C	1	1	1
	43	*5MVS665KB001	2BM40060	CUT WASHER	3	3	3
	44	*5MVX1111DN003	2A806250	RING STOPPER /A-49 FEED A4	8	8	8

	Ref. No.	Part.No.	Alternative.	Description	Quantity		
					120	230	240
	101	7BB100408H	BB048820	+BIND T.T S SCREW 4X8			
	102	B4B03050	B4B03050	+TP-A SCREW M3X05(TRIVALENT CHROMATIN			
	103	B2B63080	B2B63080	+CONTER-SUNK HEAD TAP-TITE P M3X08(TRI			

- Parts with "*" are component parts or sub-assemblies of the assembly appearing immediately above them.
- Parts with "⊙" indicate regular maintenance parts.

- Parts with "••" are component parts or sub-assembly with "•" appearing immediately above them.

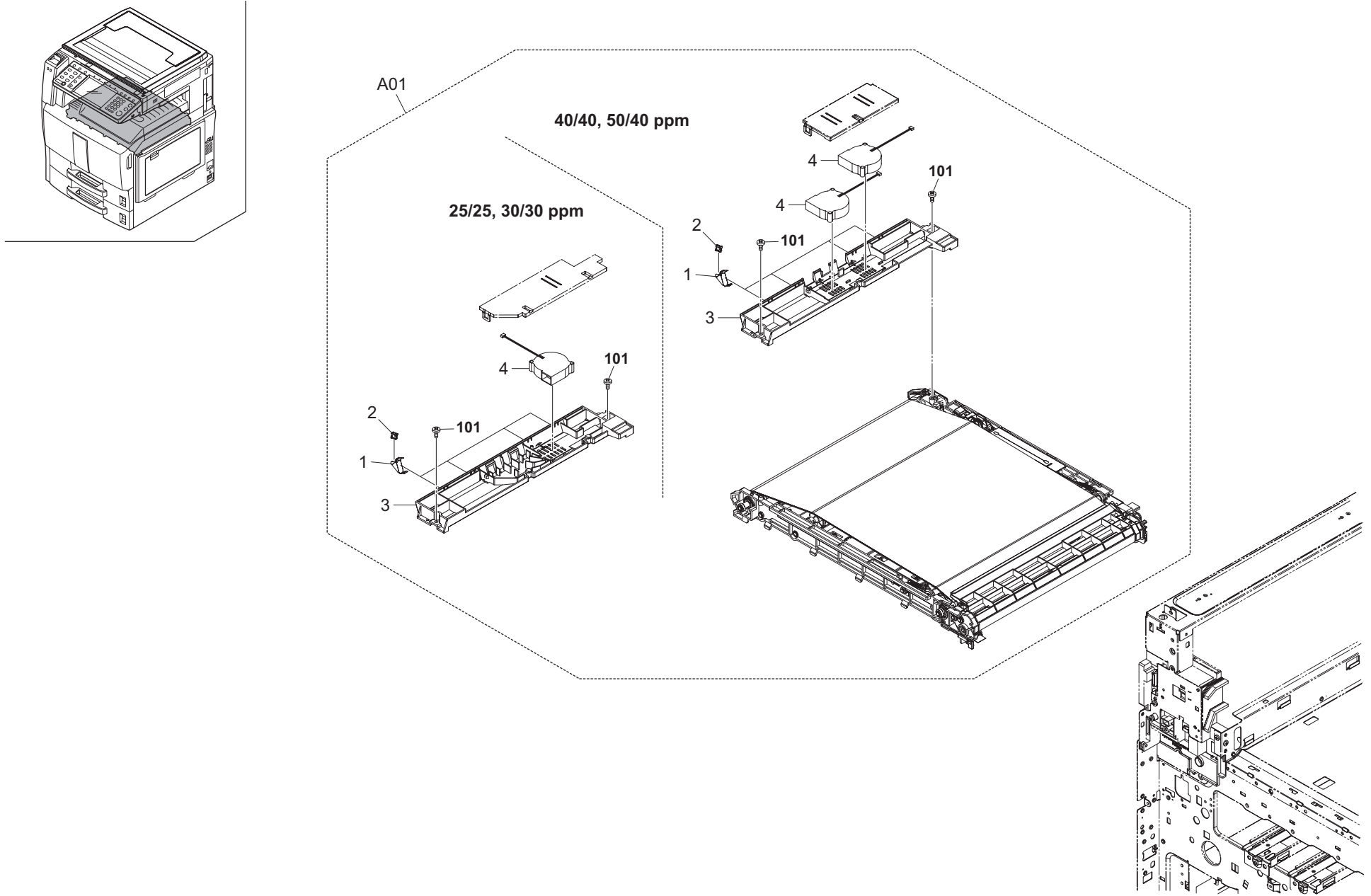


FIG. 11 Transfer Section

2JZ/2JX/2JV/2H7-1

Ref. No.	Part.No.	Alternative.	Description	Quantity		
				120	230	240
⊙ A01	302H793220	2H793220	PARTS TRANSFER BELT H UNIT (40/40, 50/40 ppm)	1	1	1
⊙ A01	302JZ93070	2JZ93070	PARTS TRANSFER BELT L UNIT (25/25, 30/30 ppm)	1	1	1
1	*302FZ21700	2FZ21700	HOLDER GUIDE PULLEY	4	4	4
2	*302FZ25940	2FZ25940	PULLEY GUIDE	4	4	4
3	*302H721120	2H721120	GUIDE BELT UP (40/40, 50/40 ppm)	1	1	1
3	*302JZ21010	2JZ21010	GUIDE BELT UP SINGLE (25/25, 30/30 ppm)	1	1	1
⊙ 4	*302H744070	2H744070	FAN IMAGE (40/40, 50/40 ppm)	2	2	2
⊙ 4	*302H744070	2H744070	FAN IMAGE (25/25, 30/30 ppm)	1	1	1

Ref. No.	Part.No.	Alternative.	Description	Quantity		
				120	230	240
101	7BB200410H	BB105700	+BIND T.T P SCREW 4X10			

- Parts with "*" are component parts or sub-assemblies of the assembly appearing immediately above them.
- Parts with "⊙" indicate regular maintenance parts.

- Parts with "*." are component parts or sub-assembly with "*" appearing immediately above them.

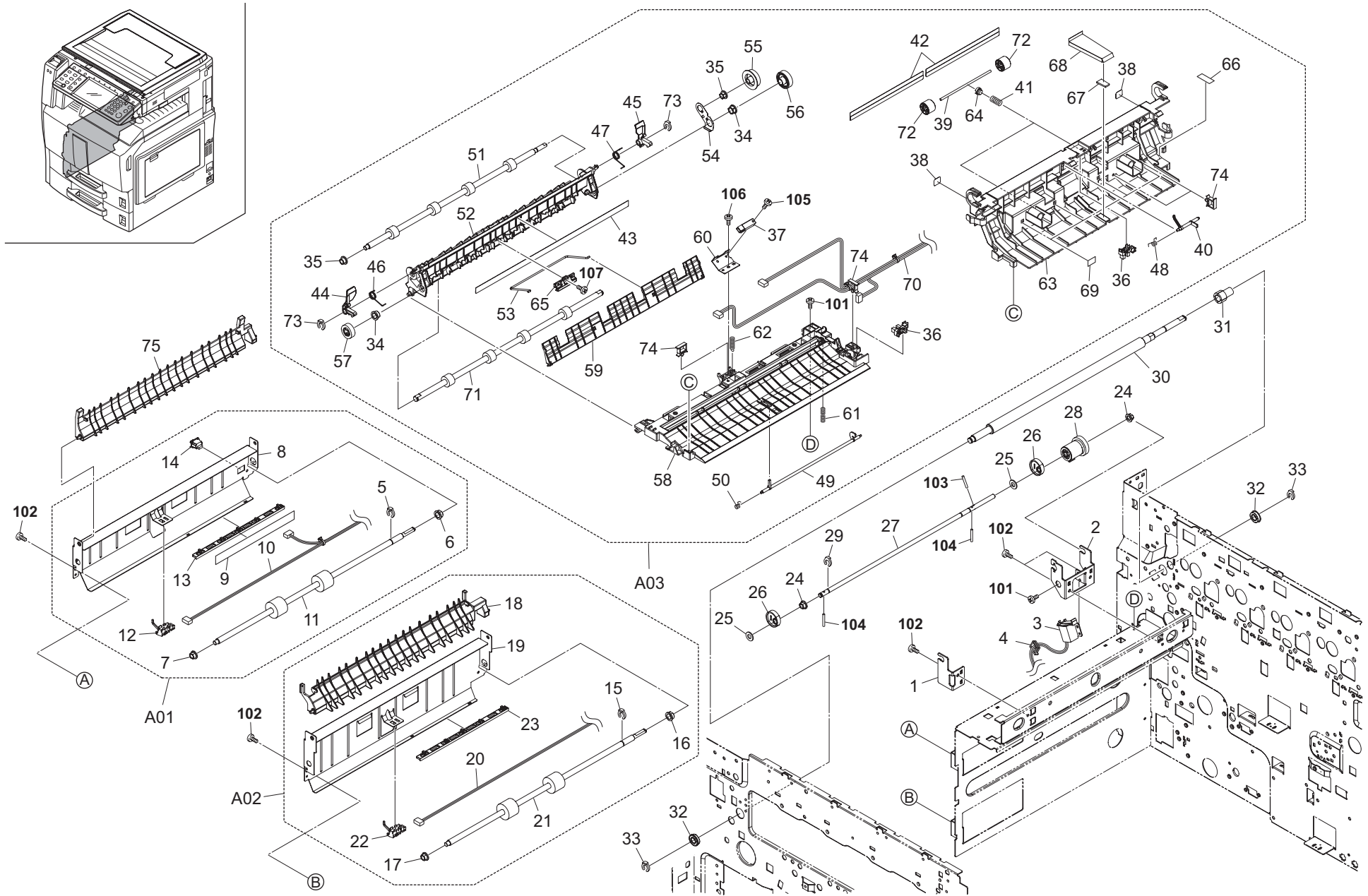


FIG. 12 Paper Conveying Section 1 (40/40, 50/40 ppm)

2JZ/2JX/2JV/2H7-1

Ref. No.	Part.No.	Alternative.	Description	Quantity		
				120	230	240
1	302FZ02700	2FZ02700	MOUNT SHAFT CAM	1	1	1
2	302FZ02691	2FZ02691	MOUNT SOLENOID	1	1	1
3	302H744060	2H744060	SOLENOID LSU CLN	1	1	1
4	7YZM210006++H01	YZ038000	ACCESS.EDGING	1	1	1
⊙ A01	302H794510	2H794510	PARTS GUIDE FEED LOW 1ST ASSY	1	1	1
5	*2BC06910	2BC06910	STOPPER 6	1	1	1
6	*2BG22950	2BG22950	BUSH 8 EW	1	1	1
7	*2BG22960	2BG22960	BUSH 6	1	1	1
8	*302FZ22801	2FZ22801	GUIDE FEED LOW 1ST	1	1	1
9	*302H724220	2H724220	FILM WIRE GUIDE	1	1	1
10	*302H746500	2H746500	WIRE GUIDE FEED LOW1	1	1	1
⊙ 11	*302H794200	2H794200	PARTS ROLLER FEED LOW	1	1	1
⊙ 12	*302H794210	2H794210	PARTS SWITCH CONVEYING B	1	1	1
13	*303LM24050	3LM24050	GUIDE WIRE	1	1	1
⊙ 14	*35927420	35927420	SWITCH,SIZE	1	1	1
⊙ A02	302H794500	2H794500	PARTS GUIDE FEED LOW2 H	1	1	1
15	*2BC06910	2BC06910	STOPPER 6	1	1	1
16	*2BG22950	2BG22950	BUSH 8 EW	1	1	1
17	*2BG22960	2BG22960	BUSH 6	1	1	1
⊙ 18	*302FZ22830	2FZ22830	GUIDE FEED UP 2ND	1	1	1
19	*302H722660	2H722660	GUIDE FEED LOW 2ND	1	1	1
20	*302H746510	2H746510	WIRE GUIDE FEED LOW2	1	1	1
⊙ 21	*302H794200	2H794200	PARTS ROLLER FEED LOW	1	1	1
⊙ 22	*302H794210	2H794210	PARTS SWITCH CONVEYING B	1	1	1
23	*303LM24050	3LM24050	GUIDE WIRE	1	1	1
24	2BG22960	2BG22960	BUSH 6	2	2	2
25	2BG22990	2BG22990	CUT WASHER 4	2	2	2
⊙ 26	302FZ02671	2FZ02671	CAM SHAFT BLADE	2	2	2
27	302FZ02682	2FZ02682	SHAFT CLN LSU	1	1	1
⊙ 28	302FZ02741	2FZ02741	CLUTCH LSU CLEANING	1	1	1
29	5MVX111DN003	2A806250	RING STOPPER /A-49 FEED A4	1	1	1
⊙ 30	302FZ22040	2FZ22040	ROLLER REGIST R	1	1	1
⊙ 31	302FZ22120	2FZ22120	GEAR REGIST Z18H	1	1	1
32	302FZ21300	2FZ21300	BEARING 688AZZ	2	2	2
33	2BC06910	2BC06910	STOPPER 6	2	2	2
⊙ A03	302H794520	2H794520	PARTS GUIDE MIDDLE H UNIT	1	1	1
34	*2BG22950	2BG22950	BUSH 8 EW	2	2	2
35	*2BG22970	2BG22970	BUSH 6 EW	2	2	2
⊙ 36	*2C927210	2C927210	SENSOR 248NL1	2	2	2
⊙ 37	*2FG27110	2FG27110	SWITCH REGISTRATION	1	1	1
⊙ 38	*302FZ07340	2FZ07340	LABEL JAM BYPASS B1	2	2	2
39	*302FZ22140	2FZ22140	SHAFT MIDDLE L	2	2	2
⊙ 40	*302FZ22160	2FZ22160	ACTUATOR REGIST	1	1	1
41	*302FZ22341	2FZ22341	SPRING MIDDLE	2	2	2
⊙ 42	*302FZ22380	2FZ22380	SHEET REGIST	2	2	2
⊙ 43	*302FZ22460	2FZ22460	SHEET MIDDLE BYPASS	1	1	1
⊙ 44	*302FZ22500	2FZ22500	LEVER MIDDLE F	1	1	1
⊙ 45	*302FZ22520	2FZ22520	LEVER MIDDLE R	1	1	1
46	*302FZ22600	2FZ22600	SPRING MID LEVER F	1	1	1
47	*302FZ22610	2FZ22610	SPRING MID LEVER R	1	1	1

- Parts with "*" are component parts or sub-assemblies of the assembly appearing immediately above them.
- Parts with "⊙" indicate regular maintenance parts.

Ref. No.	Part.No.	Alternative.	Description	Quantity		
				120	230	240
⊙ 48	*302FZ22621	2FZ22621	SPRING ACTUATOR REGIST	1	1	1
49	*302FZ22840	2FZ22840	ACTUATOR MID BYPASS	1	1	1
50	*302FZ22870	2FZ22870	SPRING ACTUATOR BYPASS	1	1	1
⊙ 51	*302FZ94540	2FZ94540	PARTS,ROLLER MIDDLE R SP	1	1	1
52	*302H722500	2H722500	GUIDE MIDDLE R	1	1	1
53	*302H722510	2H722510	WIRE GUIDE MIDDLE	1	1	1
54	*302H722520	2H722520	PLATE EARTH SHAFT	1	1	1
⊙ 55	*302H722530	2H722530	GEAR MIDDLE A	1	1	1
⊙ 56	*302H722540	2H722540	GEAR MIDDLE B	1	1	1
⊙ 57	*302H722550	2H722550	GEAR MIDDLE Z19S	1	1	1
58	*302H722600	2H722600	GUIDE MIDDLE LOW	1	1	1
59	*302H722610	2H722610	GUIDE MIDDLE BYPASS	1	1	1
60	*302H722620	2H722620	PLATE SENS MIDDLE	1	1	1
61	*302H722630	2H722630	SPRING EARTH MID LOW	1	1	1
62	*302H722640	2H722640	SPRING EARTH SENS	1	1	1
63	*302H722700	2H722700	GUIDE FEED R	1	1	1
64	*302H722730	2H722730	BUSH SP B	2	2	2
65	*302H724190	2H724190	HOLDER MIDDLE R	1	1	1
66	*302H724210	2H724210	SHEET WIRE LED	1	1	1
67	*302H724270	2H724270	CENTER SPONGE GUIDE FEED	1	1	1
68	*302H724280	2H724280	CENTER FILM GUIDE FEED	1	1	1
69	*302H724290	2H724290	FILM GUIDE HOLE	4	4	4
70	*302H746550	2H746550	WIRE FEED SENS	1	1	1
⊙ 71	*302H794340	2H794340	PARTS ROLLER MIDDLE BYPASS	1	1	1
72	*302JF22010	2JF22010	PULLEY MIDDLE	4	4	4
73	*5MVX111DN003	2A806250	RING STOPPER /A-49 FEED A4	2	2	2
74	*7YZM610007++H01	YZ023340	ACCESS.SADDLE	4	4	4
⊙ 75	302FZ22820	2FZ22820	GUIDE FEED UP 1ST	1	1	1
101	7BB100306H	BB046010	+BIND T.T S SCREW 3X6			
102	7BB100408H	BB048820	+BIND T.T S SCREW 4X8			
103	5MBP2012WXSP	E0020120	SPRING PIN / M2 X 12 S-BLK			
104	5MBP2012WPLD	E5120120	PARALLEL PIN / M2 X 12 SUS-DP			
105	7BB607312H	BB107140	+TP-CUP M SCREW 3X12 R			
106	7BB200308H	BB105660	+BIND T.T P SCREW 3X8			
107	7BB700306H	BB105590	+BIND T.T S SCREW 3X6 SR			

- Parts with "•" are component parts or sub-assembly with "•" appearing immediately above them.

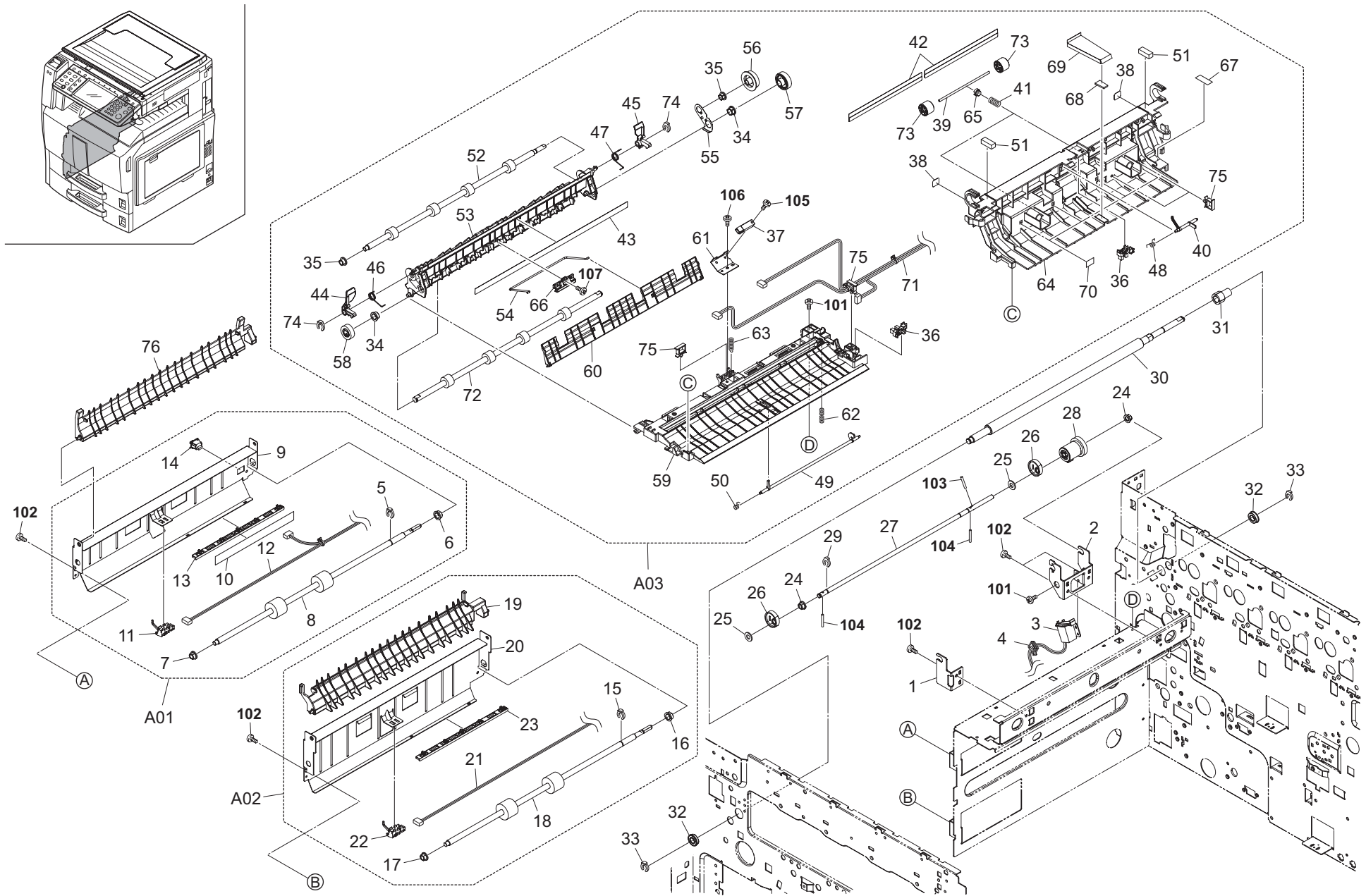


FIG. 12 Paper Conveying Section 1 (25/25, 30/30 ppm)

2JZ/2JX/2JV/2H7-1

Ref. No.	Part.No.	Alternative.	Description	Quantity		
				120	230	240
1	302FZ02700	2FZ02700	MOUNT SHAFT CAM	1	1	1
2	302FZ02691	2FZ02691	MOUNT SOLENOID	1	1	1
3	302H744060	2H744060	SOLENOID LSU CLN	1	1	1
4	7YZM210006++H01	YZ038000	ACCESS.EDGING	1	1	1
⊙ A01	302JZ94100	2JZ94100	PARTS GUIDE FEED LOW 1 L UNIT	1	1	1
5	*2BC06910	2BC06910	STOPPER 6	1	1	1
6	*2BG22950	2BG22950	BUSH 8 EW	1	1	1
7	*2BG22960	2BG22960	BUSH 6	1	1	1
8	*302FZ22750	2FZ22750	ROLLER FEED LOW	1	1	1
9	*302FZ22801	2FZ22801	GUIDE FEED LOW 1ST	1	1	1
10	*302H724220	2H724220	FILM WIRE GUIDE	1	1	1
11	*302H794210	2H794210	PARTS SWITCH CONVEYING B	1	1	1
12	*302JZ46040	2JZ46040	WIRE GUIDE FEED LOW1 (L)	1	1	1
13	*303LM24050	3LM24050	GUIDE WIRE	1	1	1
⊙ 14	*35927420	35927420	SWITCH,SIZE	1	1	1
⊙ A02	302JZ94070	2JZ94070	PARTS GUIDE FEED LOW2 L	1	1	1
15	*2BC06910	2BC06910	STOPPER 6	1	1	1
16	*2BG22950	2BG22950	BUSH 8 EW	1	1	1
17	*2BG22960	2BG22960	BUSH 6	1	1	1
18	*302FZ22750	2FZ22750	ROLLER FEED LOW	1	1	1
19	*302FZ22830	2FZ22830	GUIDE FEED UP 2ND	1	1	1
20	*302H722660	2H722660	GUIDE FEED LOW 2ND	1	1	1
21	*302JZ46050	2JZ46050	WIRE GUIDE FEED LOW2 (L)	1	1	1
22	*302H794210	2H794210	PARTS SWITCH CONVEYING B	1	1	1
23	*303LM24050	3LM24050	GUIDE WIRE	1	1	1
24	2BG22960	2BG22960	BUSH 6	2	2	2
25	2BG22990	2BG22990	CUT WASHER 4	2	2	2
26	302FZ02671	2FZ02671	CAM SHAFT BLADE	2	2	2
27	302FZ02682	2FZ02682	SHAFT CLN LSU	1	1	1
28	302FZ02741	2FZ02741	CLUTCH LSU CLEANING	1	1	1
29	5MVX111DN003	2A806250	RING STOPPER /A-49 FEED A4	1	1	1
30	302FZ22040	2FZ22040	ROLLER REGIST R	1	1	1
31	302FZ22120	2FZ22120	GEAR REGIST Z18H	1	1	1
32	302FZ21300	2FZ21300	BEARING 688AZZ	2	2	2
33	2BC06910	2BC06910	STOPPER 6	2	2	2
⊙ A03	302JZ94080	2JZ94080	PARTS GUIDE MIDDLE L UNIT	1	1	1
34	*2BG22950	2BG22950	BUSH 8 EW	2	2	2
35	*2BG22970	2BG22970	BUSH 6 EW	2	2	2
36	*2C927210	2C927210	SENSOR 248NL1	2	2	2
37	*2FG27110	2FG27110	SWITCH REGISTRATION	1	1	1
38	*302FZ07340	2FZ07340	LABEL JAM BYPASS B1	2	2	2
39	*302FZ22140	2FZ22140	SHAFT MIDDLE L	2	2	2
40	*302FZ22160	2FZ22160	ACTUATOR REGIST	1	1	1
41	*302FZ22341	2FZ22341	SPRING MIDDLE	2	2	2
42	*302FZ22380	2FZ22380	SHEET REGIST	2	2	2
43	*302FZ22460	2FZ22460	SHEET MIDDLE BYPASS	1	1	1
44	*302FZ22500	2FZ22500	LEVER MIDDLE F	1	1	1
45	*302FZ22520	2FZ22520	LEVER MIDDLE R	1	1	1
46	*302FZ22600	2FZ22600	SPRING MID LEVER F	1	1	1
47	*302FZ22610	2FZ22610	SPRING MID LEVER R	1	1	1

- Parts with "*" are component parts or sub-assemblies of the assembly appearing immediately above them.
- Parts with "⊙" indicate regular maintenance parts.

Ref. No.	Part.No.	Alternative.	Description	Quantity		
				120	230	240
48	*302FZ22621	2FZ22621	SPRING ACTUATOR REGIST	1	1	1
49	*302FZ22840	2FZ22840	ACTUATOR MID BYPASS	1	1	1
50	*302FZ22870	2FZ22870	SPRING ACTUATOR BYPASS	1	1	1
⊙ 51	*302FZ24160	2FZ24160	PAD REGIST	2	2	2
⊙ 52	*302FZ94540	2FZ94540	PARTS,ROLLER MIDDLE R SP	1	1	1
53	*302H722500	2H722500	GUIDE MIDDLE R	1	1	1
54	*302H722510	2H722510	WIRE GUIDE MIDDLE	1	1	1
55	*302H722520	2H722520	PLATE EARTH SHAFT	1	1	1
56	*302H722530	2H722530	GEAR MIDDLE A	1	1	1
57	*302H722540	2H722540	GEAR MIDDLE B	1	1	1
58	*302H722550	2H722550	GEAR MIDDLE Z19S	1	1	1
59	*302H722600	2H722600	GUIDE MIDDLE LOW	1	1	1
60	*302H722610	2H722610	GUIDE MIDDLE BYPASS	1	1	1
61	*302H722620	2H722620	PLATE SENS MIDDLE	1	1	1
62	*302H722630	2H722630	SPRING EARTH MID LOW	1	1	1
63	*302H722640	2H722640	SPRING EARTH SENS	1	1	1
64	*302H722700	2H722700	GUIDE FEED R	1	1	1
65	*302H722730	2H722730	BUSH SP B	2	2	2
66	*302H724190	2H724190	HOLDER MIDDLE R	1	1	1
67	*302H724210	2H724210	SHEET WIRE LED	1	1	1
68	*302H724270	2H724270	CENTER SPONGE GUIDE FEED	1	1	1
69	*302H724280	2H724280	CENTER FILM GUIDE FEED	1	1	1
70	*302H724290	2H724290	FILM GUIDE HOLE	4	4	4
71	*302H746550	2H746550	WIRE FEED SENS	1	1	1
⊙ 72	*302H794340	2H794340	PARTS ROLLER MIDDLE BYPASS	1	1	1
73	*302JF22010	2JF22010	PULLEY MIDDLE	4	4	4
74	*5MVX111DN003	2A806250	RING STOPPER /A-49 FEED A4	2	2	2
75	*7YZM610007++H01	YZ023340	ACCESS.SADDLE	4	4	4
⊙ 76	302FZ22820	2FZ22820	GUIDE FEED UP 1ST	1	1	1
101	7BB100306H	BB046010	+BIND T.T S SCREW 3X6			
102	7BB100408H	BB048820	+BIND T.T S SCREW 4X8			
103	5MBP2012WXSP	E0020120	SPRING PIN / M2 X 12 S-BLK			
104	5MBP2012WPLD	E5120120	PARALLEL PIN / M2 X 12 SUS-DP			
105	7BB607312H	BB107140	+TP-CUP M SCREW 3X12 R			
106	7BB200308H	BB105660	+BIND T.T P SCREW 3X8			
107	7BB700306H	BB105590	+BIND T.T S SCREW 3X6 SR			

- Parts with "•" are component parts or sub-assembly with "•" appearing immediately above them.

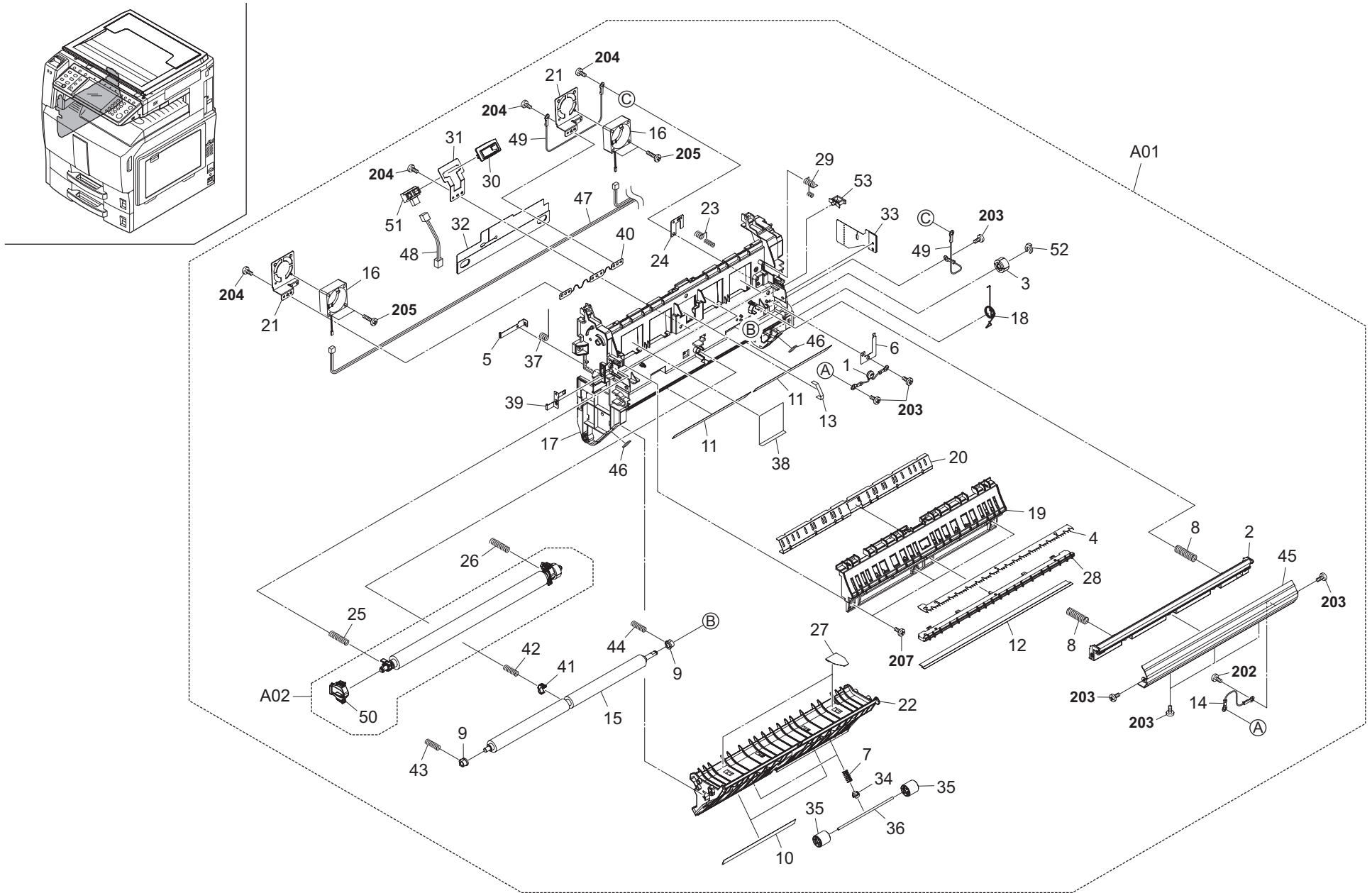


FIG. 13 Paper Conveying Section 2-1 (40/40, 50/40 ppm)

2JZ/2JX/2JV/2H7-1

Ref. No.	Part.No.	Alternative.	Description	Quantity		
				120	230	240
⊙ A01	302H793260	2H793260	PARTS CONVEYING H UNIT	1	1	1
⊙ 1	*302FZ01310	2FZ01310	VARIATOR TC ASSY	1	1	1
⊙ 2	*302FZ22090	2FZ22090	GUIDE TC L	1	1	1
⊙ 3	*302FZ22130	2FZ22130	GEAR REGIST Z22H	1	1	1
⊙ 4	*302FZ22201	2FZ22201	PLATE DISCHARGER	1	1	1
5	*302FZ22230	2FZ22230	CONTACT DISCHARGE	1	1	1
6	*302FZ22241	2FZ22241	PLATE EARTH REGIST	1	1	1
7	*302FZ22341	2FZ22341	SPRING MIDDLE	2	2	2
8	*302FZ22350	2FZ22350	SPRING GUIDE TRANSFER	2	2	2
9	*302FZ22560	2FZ22560	BUSH REGIST	2	2	2
10	*302FZ22720	2FZ22720	SHEET MIDDLE L	2	2	2
11	*302FZ24010	2FZ24010	SHEET REGIST L	2	2	2
12	*302FZ24240	2FZ24240	SHEET DISCHARGER	1	1	1
13	*302FZ24550	2FZ24550	SEAL FAN CONV B	2	2	2
14	*302FZ46861	2FZ46861	WIRE TC GUIDE	1	1	1
⊙ 15	*302FZ94520	2FZ94520	PARTS.ROLLER REGIST L SP	1	1	1
⊙ 16	*302H044120	2H044120	FAN COOLING 40-15	2	2	2
17	*302H722010	2H722010	BASE CONVEYING	1	1	1
18	*302H722050	2H722050	SPRING EARTH FEED UNIT	1	1	1
19	*302H722060	2H722060	GUIDE CONVEYING TC	1	1	1
20	*302H722070	2H722070	PLATE GUIDE CONVEYING H	1	1	1
21	*302H722080	2H722080	PLATE CONV FAN	2	2	2
22	*302H722090	2H722090	GUIDE MIDDLE L	1	1	1
23	*302H722120	2H722120	SPRING EARTH CONVEYING	1	1	1
24	*302H722130	2H722130	PLATE EARTH CONVEYING	1	1	1
25	*302H722170	2H722170	SPRING TRANSFER F	1	1	1
26	*302H722180	2H722180	SPRING TRANSFER R	1	1	1
27	*302H722320	2H722320	SHEET PLATE LEFT	2	2	2
28	*302H722350	2H722350	HOLDER DISCHARGER	1	1	1
29	*302H722390	2H722390	SPRING EARTH GUIDE TC	1	1	1
30	*302H722440	2H722440	RETAINER SENS LOOP	1	1	1
31	*302H722450	2H722450	PLATE SENSOR LOOP	1	1	1
32	*302H722670	2H722670	SHEET WIRE CONV C	1	1	1
33	*302H722680	2H722680	SHEET WIRE CONV R	1	1	1
34	*302H722730	2H722730	BUSH SP B	2	2	2
35	*302H722760	2H722760	PULLEY MIDDLE A	4	4	4
36	*302H722770	2H722770	SHAFT MIDDLE A	2	2	2
37	*302H722820	2H722820	SPRING CONTACT DISCHARGER	1	1	1
38	*302H722860	2H722860	SHEET FAN COVEYING	2	2	2
39	*302H722900	2H722900	CONTACT TRANSFER	1	1	1
40	*302H722910	2H722910	PLATE EARTH FAN	1	1	1
41	*302H724010	2H724010	BUSH10 REGIST C	1	1	1
42	*302H724020	2H724020	SPRING REGIST C	1	1	1
43	*302H724030	2H724030	SPRING REGIST F	1	1	1
44	*302H724040	2H724040	SPRING REGIST R	1	1	1
45	*302H724130	2H724130	GUIDE TC UP L5	1	1	1
46	*302H724180	2H724180	SHEET CONV MID	2	2	2
47	*302H746580	2H746580	WIRE DU	1	1	1
48	*302H746950	2H746950	WIRE LOOP SENS	1	1	1
49	*302H746960	2H746960	WIRE EARTH	2	2	2

Ref. No.	Part.No.	Alternative.	Description	Quantity		
				120	230	240
⊙ A02	*302H793540	2H793540	PARTS ROLLER TRANSFER ASSY	1	1	1
50	**302H724170	2H724170	STOPPER TRANS BEARING	1	1	1
⊙ 51	*302H794550	2H794550	PARTS SENSOR OPT	1	1	1
52	*5MVX1111DN003	2A806250	RING STOPPER /A-49 FEED A4	1	1	1
53	*7YZM610008++H01	YZ037940	ACCESS.SADDLE	1	1	1

- Parts with "*" are component parts or sub-assemblies of the assembly appearing immediately above them.
- Parts with "⊙" indicate regular maintenance parts.

- Parts with "*•" are component parts or sub-assembly with "*" appearing immediately above them.

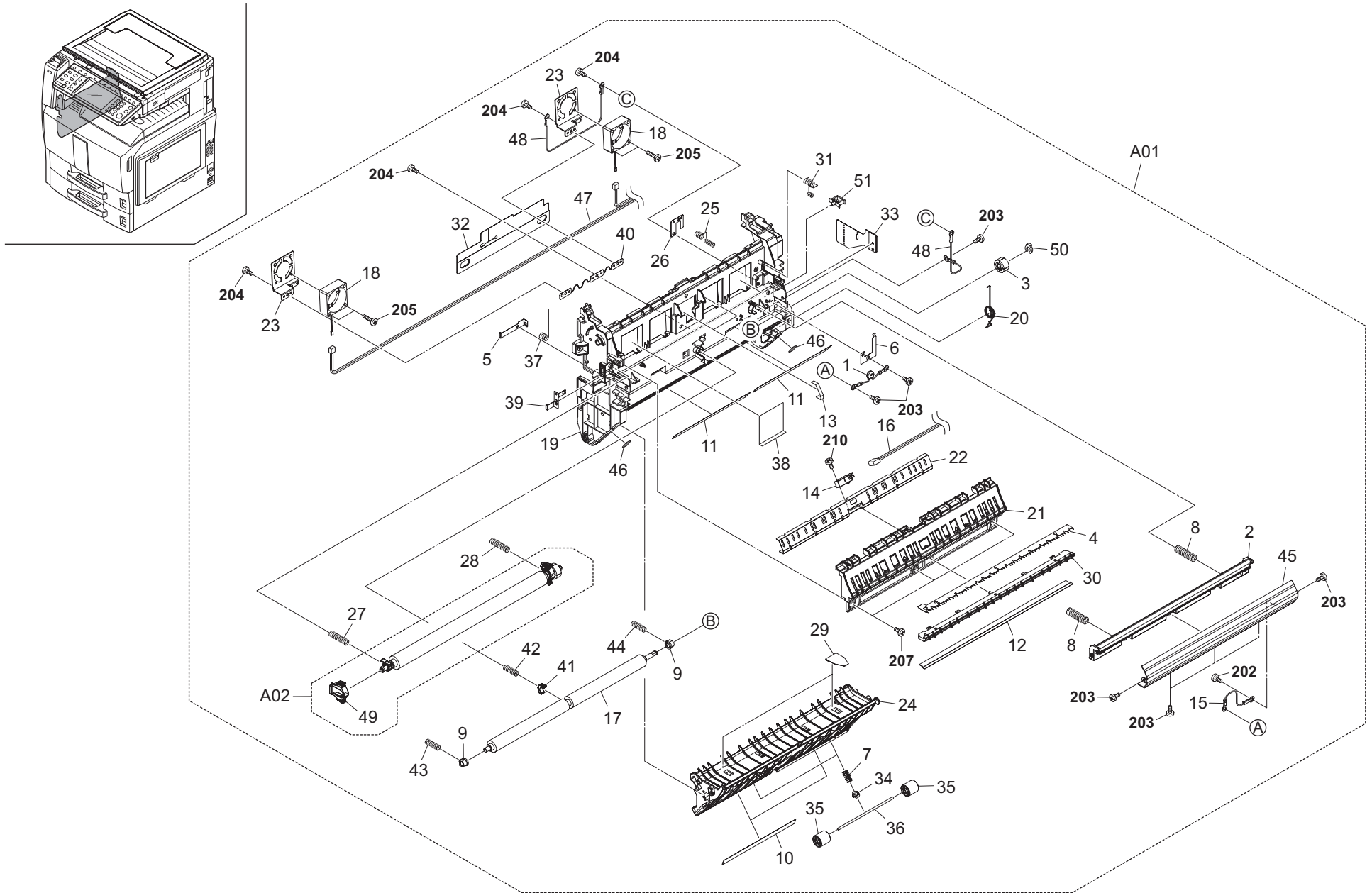


FIG. 13 Paper Conveying Section 2-1 (25/25, 30/30 ppm)

2JZ/2JX/2JV/2H7-1

Ref. No.	Part.No.	Alternative.	Description	Quantity		
				120	230	240
⊙ A01	302JZ93110	2JZ93110	PARTS CONVEYING L UNIT	1	1	1
⊙ 1	*302FZ01310	2FZ01310	VARIATOR TC ASSY	1	1	1
⊙ 2	*302FZ22090	2FZ22090	GUIDE TC L	1	1	1
⊙ 3	*302FZ22130	2FZ22130	GEAR REGIST Z22H	1	1	1
⊙ 4	*302FZ22201	2FZ22201	PLATE DISCHARGER	1	1	1
⊙ 5	*302FZ22230	2FZ22230	CONTACT DISCHARGE	1	1	1
⊙ 6	*302FZ22241	2FZ22241	PLATE EARTH REGIST	1	1	1
⊙ 7	*302FZ22341	2FZ22341	SPRING MIDDLE	2	2	2
⊙ 8	*302FZ22350	2FZ22350	SPRING GUIDE TRANSFER	2	2	2
⊙ 9	*302FZ22560	2FZ22560	BUSH REGIST	2	2	2
⊙ 10	*302FZ22720	2FZ22720	SHEET MIDDLE L	2	2	2
⊙ 11	*302FZ24010	2FZ24010	SHEET REGIST L	2	2	2
⊙ 12	*302FZ24240	2FZ24240	SHEET DISCHARGER	1	1	1
⊙ 13	*302FZ24550	2FZ24550	SEAL FAN CONV B	2	2	2
⊙ 14	*302FZ44090	2FZ44090	SWITCH REGISTRATION	1	1	1
⊙ 15	*302FZ46861	2FZ46861	WIRE TC GUIDE	1	1	1
⊙ 16	*302FZ46890	2FZ46890	WIRE FEED PI	1	1	1
⊙ 17	*302FZ94520	2FZ94520	PARTS.ROLLER REGIST L SP	1	1	1
⊙ 18	*302H044120	2H044120	FAN COOLING 40-15	2	2	2
⊙ 19	*302H722010	2H722010	BASE CONVEYING	1	1	1
⊙ 20	*302H722050	2H722050	SPRING EARTH FEED UNIT	1	1	1
⊙ 21	*302H722060	2H722060	GUIDE CONVEYING TC	1	1	1
⊙ 22	*302JZ22010	2JZ22010	PLATE GUIDE CONVEYING L	1	1	1
⊙ 23	*302H722080	2H722080	PLATE CONV FAN	2	2	2
⊙ 24	*302H722090	2H722090	GUIDE MIDDLE L	1	1	1
⊙ 25	*302H722120	2H722120	SPRING EARTH CONVEYING	1	1	1
⊙ 26	*302H722130	2H722130	PLATE EARTH CONVEYING	1	1	1
⊙ 27	*302H722170	2H722170	SPRING TRANSFER F	1	1	1
⊙ 28	*302H722180	2H722180	SPRING TRANSFER R	1	1	1
⊙ 29	*302H722320	2H722320	SHEET PLATE LEFT	2	2	2
⊙ 30	*302H722350	2H722350	HOLDER DISCHARGER	1	1	1
⊙ 31	*302H722390	2H722390	SPRING EARTH GUIDE TC	1	1	1
⊙ 32	*302H722670	2H722670	SHEET WIRE CONV C	1	1	1
⊙ 33	*302H722680	2H722680	SHEET WIRE CONV R	1	1	1
⊙ 34	*302H722730	2H722730	BUSH SP B	2	2	2
⊙ 35	*302H722760	2H722760	PULLEY MIDDLE A	4	4	4
⊙ 36	*302H722770	2H722770	SHAFT MIDDLE A	2	2	2
⊙ 37	*302H722820	2H722820	SPRING CONTACT DISCHARGER	1	1	1
⊙ 38	*302H722860	2H722860	SHEET FAN COVEYING	2	2	2
⊙ 39	*302H722900	2H722900	CONTACT TRANSFER	1	1	1
⊙ 40	*302H722910	2H722910	PLATE EARTH FAN	1	1	1
⊙ 41	*302H724010	2H724010	BUSH10 REGIST C	1	1	1
⊙ 42	*302H724020	2H724020	SPRING REGIST C	1	1	1
⊙ 43	*302H724030	2H724030	SPRING REGIST F	1	1	1
⊙ 44	*302H724040	2H724040	SPRING REGIST R	1	1	1
⊙ 45	*302H724130	2H724130	GUIDE TC UP L5	1	1	1
⊙ 46	*302H724180	2H724180	SHEET CONV MID	2	2	2
⊙ 47	*302JZ46090	2JZ46090	WIRE DU (L)	1	1	1
⊙ 48	*302H746960	2H746960	WIRE EARTH	2	2	2
⊙ A02	*302H793540	2H793540	PARTS ROLLER TRANSFER ASSY	1	1	1

Ref. No.	Part.No.	Alternative.	Description	Quantity		
				120	230	240
49	**302H724170	2H724170	STOPPER TRANS BEARING	1	1	1
50	*5MVX111DN003	2A806250	RING STOPPER /A-49 FEED A4	1	1	1
51	*7YZM610008++H01	YZ037940	ACCESS.SADDLE	1	1	1

- Parts with "*" are component parts or sub-assemblies of the assembly appearing immediately above them.
- Parts with "⊙" indicate regular maintenance parts.

- Parts with "••" are component parts or sub-assembly with "•" appearing immediately above them.

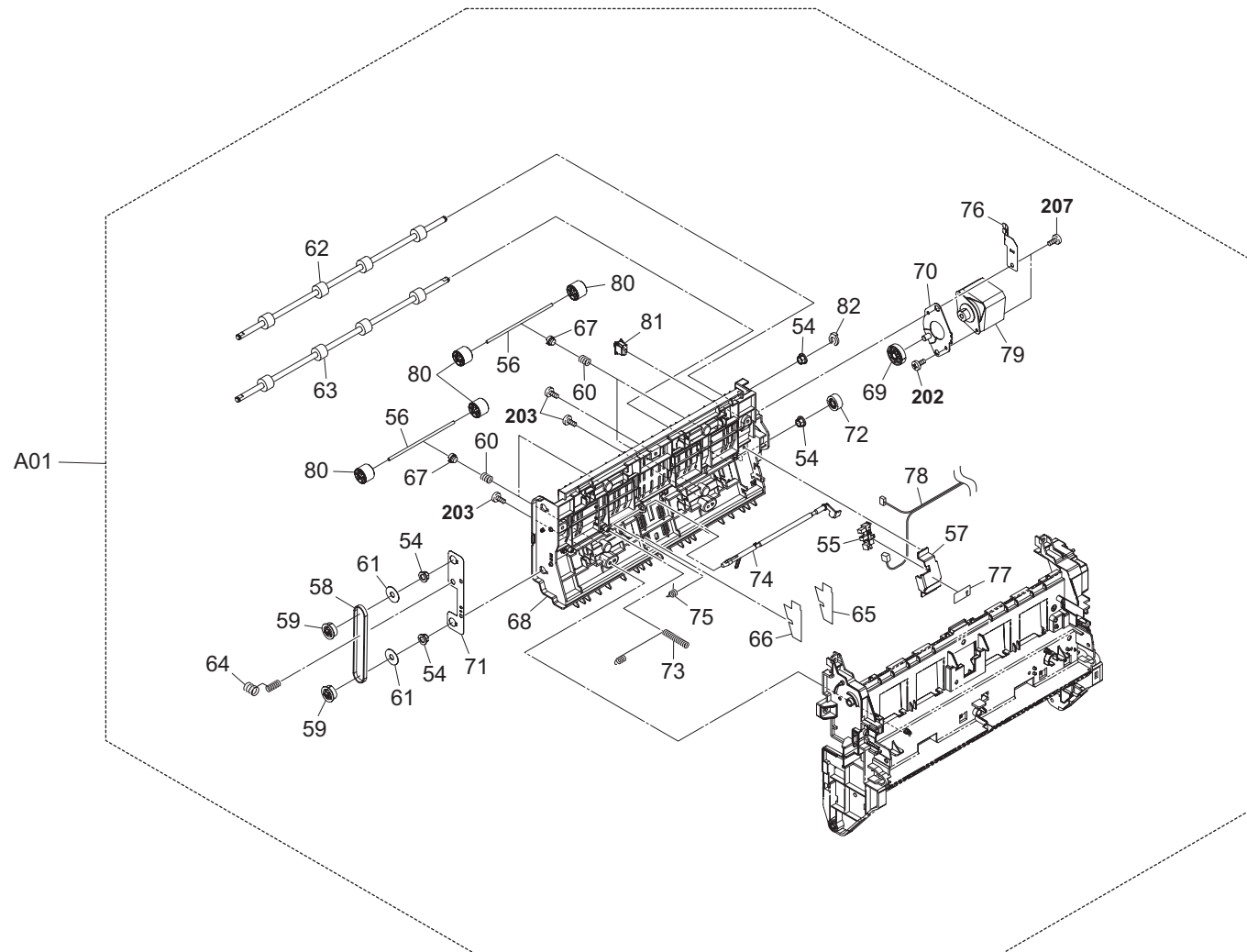
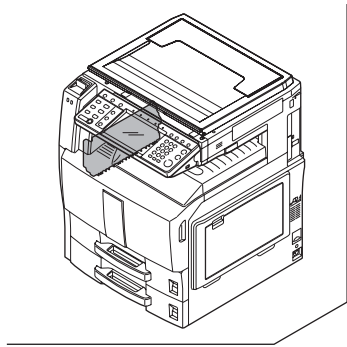


FIG. 13 Paper Conveying Section 2-2 (40/40, 50/40 ppm)

2JZ/2JX/2JV/2H7-1

	Ref. No.	Part.No.	Alternative.	Description	Quantity		
					120	230	240
	54	*2BG22970	2BG22970	BUSH 6 EW	4	4	4
⊙	55	*2C927210	2C927210	SENSOR 248NL1	1	1	1
	56	*302FZ22140	2FZ22140	SHAFT MIDDLE L	4	4	4
	57	*302FZ29080	2FZ29080	RETAINER ACTUATOR DU	1	1	1
⊙	58	*302FZ29110	2FZ29110	BELT DU	1	1	1
⊙	59	*302FZ29120	2FZ29120	PULLEY DU BELT	2	2	2
	60	*302FZ29131	2FZ29131	SPRING DU	4	4	4
	61	*302FZ29140	2FZ29140	COLLAR DU PULLEY	2	2	2
⊙	62	*302FZ94620	2FZ94620	PARTS,ROLLER DUPLEX A SP	1	1	1
⊙	63	*302FZ94630	2FZ94630	PARTS,ROLLER DUPLEX B SP	1	1	1
	64	*302H722420	2H722420	SPRING EARTH PLATE LEFT	1	1	1
	65	*302H722710	2H722710	SHEET DUCT LOOP 1	1	1	1
	66	*302H722720	2H722720	SHEET DUCT LOOP 2	1	1	1
	67	*302H722730	2H722730	BUSH SP B	4	4	4
	68	*302H729010	2H729010	FRAME DU	1	1	1
⊙	69	*302H729020	2H729020	GEAR DU IDLE Z45S	1	1	1
	70	*302H729030	2H729030	MOUNT MOTOR DU HIGH	1	1	1
	71	*302H729060	2H729060	PLATE EARTH DU	1	1	1
⊙	72	*302H729070	2H729070	GEAR DU Z32S	1	1	1
	73	*302H729100	2H729100	SPRING EARTH PLATE DU	1	1	1
	74	*302H729110	2H729110	ACTUATOR DU	1	1	1
	75	*302H729120	2H729120	SPRING ACT DU	1	1	1
	76	*302H729130	2H729130	PLATE EARTH MOTOR DU	1	1	1
	77	*302H732230	2H732230	SHEET WIRE CL	1	1	1
	78	*302H746800	2H746800	WIRE DU OPEN SW	1	1	1
⊙	79	*302H794330	2H794330	PARTS MOTOR DU	1	1	1
	80	*302JF22010	2JF22010	PULLEY MIDDLE	8	8	8
⊙	81	*35927420	35927420	SWITCH,SIZE	1	1	1
	82	*5MVX111DN003	2A806250	RING STOPPER /A-49 FEED A4	1	1	1

- Parts with "*" are component parts or sub-assemblies of the assembly appearing immediately above them.
- Parts with "⊙" indicate regular maintenance parts.

- Parts with "••" are component parts or sub-assembly with "•" appearing immediately above them.

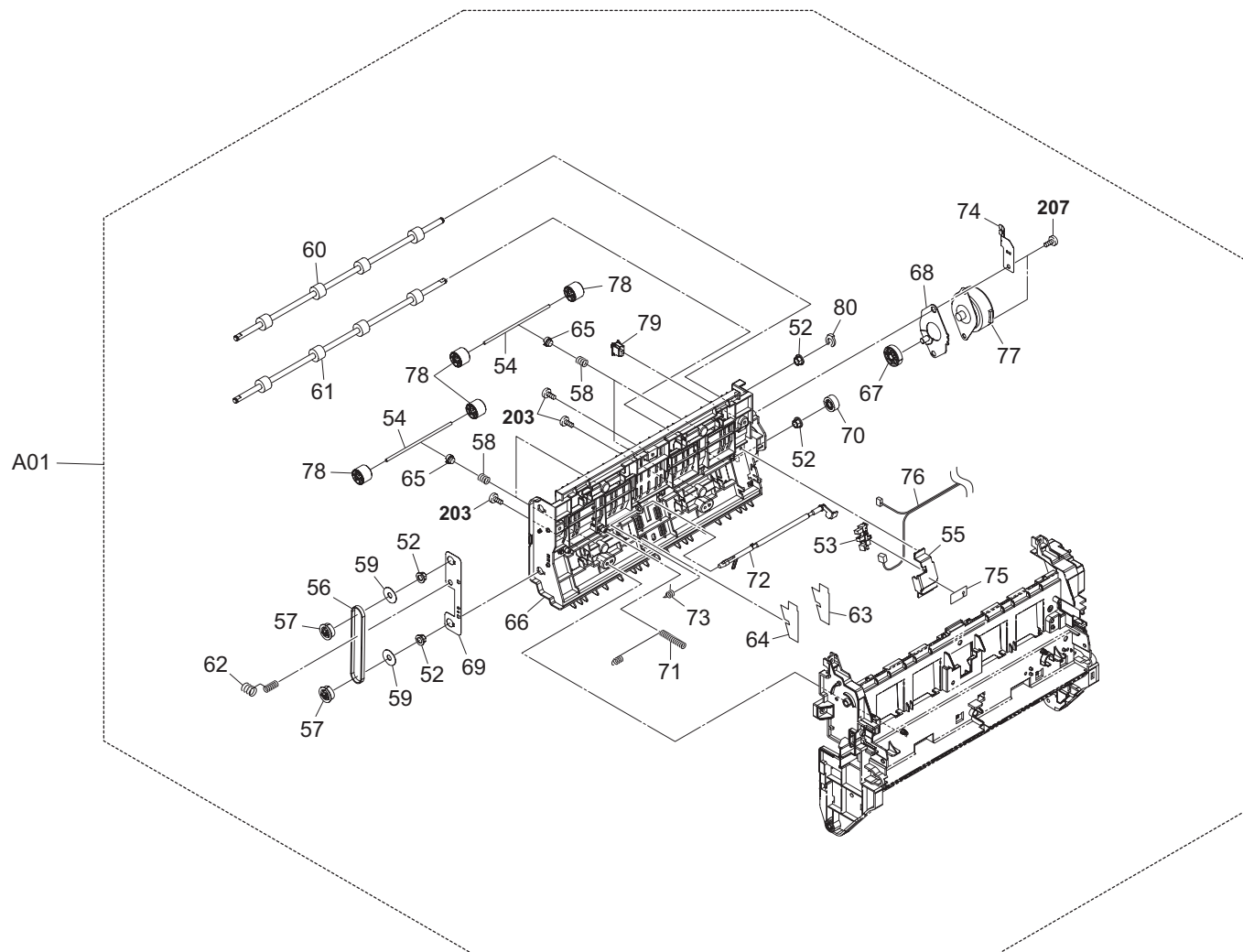
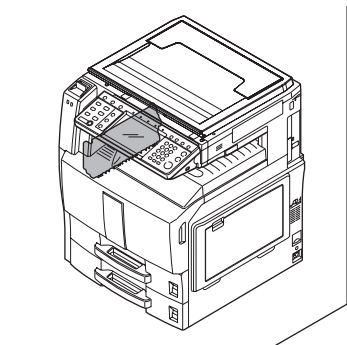


FIG. 13 Paper Conveying Section 2-2 (25/25, 30/30 ppm)

2JZ/2JX/2JV/2H7-1

Ref. No.	Part.No.	Alternative.	Description	Quantity		
				120	230	240
52	*2BG22970	2BG22970	BUSH 6 EW	4	4	4
53	*2C927210	2C927210	SENSOR 248NL1	1	1	1
54	*302FZ22140	2FZ22140	SHAFT MIDDLE L	4	4	4
55	*302FZ29080	2FZ29080	RETAINER ACTUATOR DU	1	1	1
56	*302FZ29110	2FZ29110	BELT DU	1	1	1
57	*302FZ29120	2FZ29120	PULLEY DU BELT	2	2	2
58	*302FZ29131	2FZ29131	SPRING DU	4	4	4
59	*302FZ29140	2FZ29140	COLLAR DU PULLEY	2	2	2
60	*302FZ94620	2FZ94620	PARTS,ROLLER DUPLEX A SP	1	1	1
61	*302FZ94630	2FZ94630	PARTS,ROLLER DUPLEX B SP	1	1	1
62	*302H722420	2H722420	SPRING EARTH PLATE LEFT	1	1	1
63	*302H722710	2H722710	SHEET DUCT LOOP 1	1	1	1
64	*302H722720	2H722720	SHEET DUCT LOOP 2	1	1	1
65	*302H722730	2H722730	BUSH SP B	4	4	4
66	*302H729010	2H729010	FRAME DU	1	1	1
67	*302H729020	2H729020	GEAR DU IDLE Z45S	1	1	1
68	*302JZ29010	2JZ29010	MOUNT MOTOR DU LOW	1	1	1
69	*302H729060	2H729060	PLATE EARTH DU	1	1	1
70	*302H729070	2H729070	GEAR DU Z32S	1	1	1
71	*302H729100	2H729100	SPRING EARTH PLATE DU	1	1	1
72	*302H729110	2H729110	ACTUATOR DU	1	1	1
73	*302H729120	2H729120	SPRING ACT DU	1	1	1
74	*302H729130	2H729130	PLATE EARTH MOTOR DU	1	1	1
75	*302H732230	2H732230	SHEET WIRE CL	1	1	1
76	*302H746800	2H746800	WIRE DU OPEN SW	1	1	1
77	*302FZ31071	2FZ31071	MOTOR DU	1	1	1
78	*302JF22010	2JF22010	PULLEY MIDDLE	8	8	8
79	*35927420	35927420	SWITCH,SIZE	1	1	1
80	*5MVX111DN003	2A806250	RING STOPPER /A-49 FEED A4	1	1	1

- Parts with "*" are component parts or sub-assemblies of the assembly appearing immediately above them.
- Parts with "⊙" indicate regular maintenance parts.

- Parts with "••" are component parts or sub-assembly with "•" appearing immediately above them.

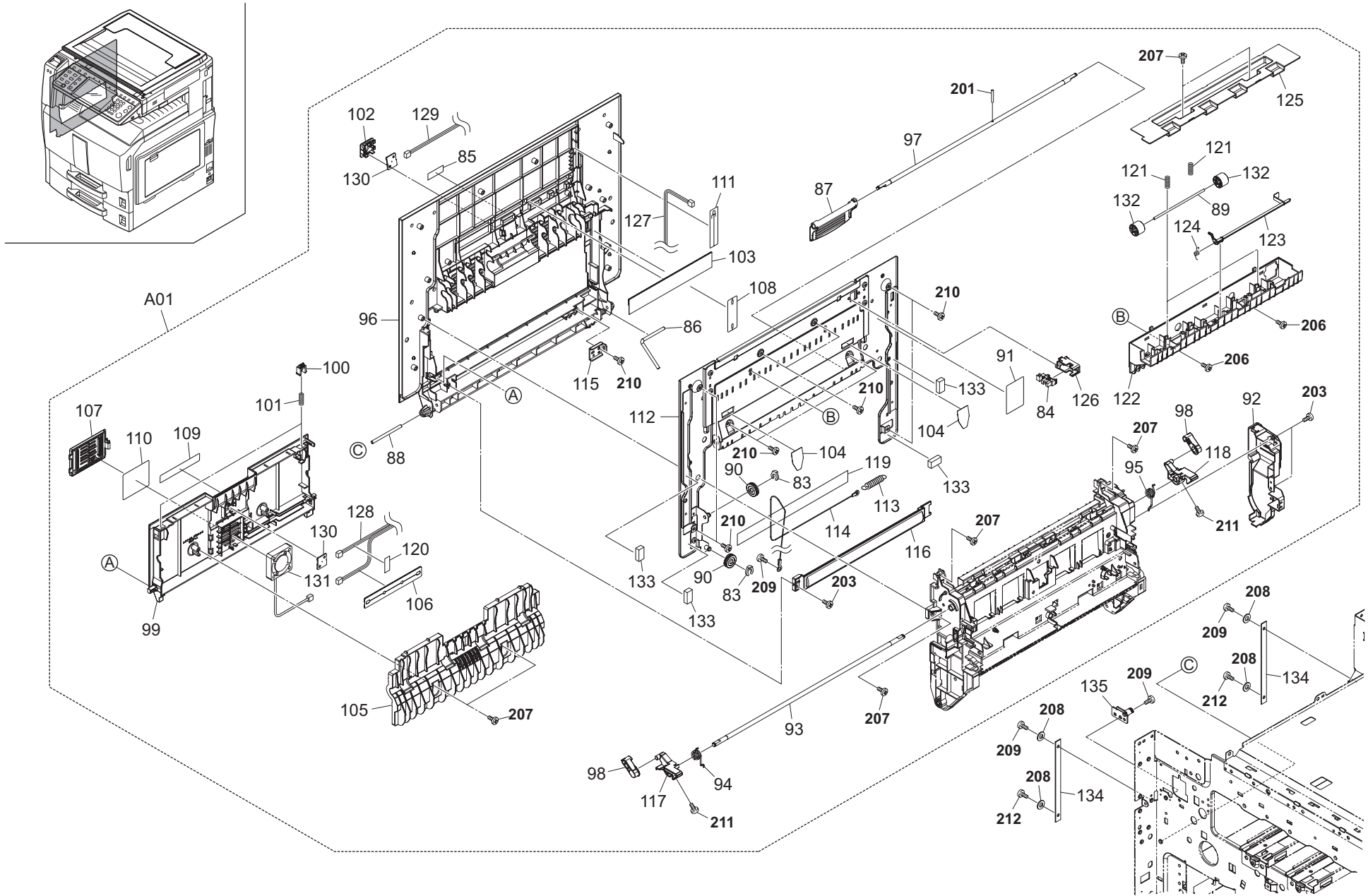


FIG. 13 Paper Conveying Section 2-3 (40/40, 50/40 ppm)

2JZ/2JX/2JV/2H7-1

Ref. No.	Part.No.	Alternative.	Description	Quantity		
				120	230	240
83	*2BG22990	2BG22990	CUT WASHER 4	2	2	2
84	*2C927210	2C927210	SENSOR 248NL1	1	1	1
85	*302FB05380	2FB05380	LABEL VFEED CAUTION	1	1	1
86	*302FZ04310	2FZ04310	SHAFT LEFT COVER	1	1	1
87	*302FZ04321	2FZ04321	LEVER LEFT COVER	1	1	1
88	*302FZ04420	2FZ04420	SHAFT LEFT COVER B	1	1	1
89	*302FZ22140	2FZ22140	SHAFT MIDDLE L	2	2	2
90	*302GR17820	2GR17820	PULLEY SCANNER	2	2	2
91	*302H705570	2H705570	LABEL HIGH TEMP CAUTION	1	1	1
92	*302H722020	2H722020	COVER PWB FEED	1	1	1
93	*302H722110	2H722110	SHAFT HOOK CONVEYING	1	1	1
94	*302H722150	2H722150	SPRING CONVEYING F	1	1	1
95	*302H722160	2H722160	SPRING CONVEYING R	1	1	1
96	*302H722200	2H722200	COVER LEFT	1	1	1
97	*302H722240	2H722240	SHAFT HOOK	1	1	1
98	*302H722250	2H722250	JOINT HOOK CONVEYING	2	2	2
99	*302H722260	2H722260	COVER LEFT DU	1	1	1
100	*302H722270	2H722270	STOPPER COVER DU	2	2	2
101	*302H722280	2H722280	SPRING COVER DU	2	2	2
102	*302H722290	2H722290	COVER LED LEFT	1	1	1
103	*302H722310	2H722310	SHEET COVER LEFT	1	1	1
104	*302H722320	2H722320	SHEET PLATE LEFT	2	2	2
105	*302H722330	2H722330	GUIDE LEFT DU	1	1	1
106	*302H722340	2H722340	SHEET RELEASE CORD	1	1	1
107	*302H722490	2H722490	COVER FILTER DU	1	1	1
108	*302H722690	2H722690	SHEET WIRE CONV E	1	1	1
109	*302H722780	2H722780	LABEL LEFT COVER HANDLE	1	1	1
110	*302H722870	2H722870	FILTER DU	1	1	1
111	*302H722880	2H722880	SHEET HARNESS	1	1	1
112	*302H722970	2H722970	PLATE LEFT COVER ASSY	1	1	1
113	*302H724060	2H724060	SPRING DAMPER CONV	1	1	1
114	*302H724070	2H724070	WIRE DAMPER CONV	1	1	1
115	*302H724080	2H724080	PLATE DAMPER A	1	1	1
116	*302H724100	2H724100	COVER DAMPER SPRING	1	1	1
117	*302H724140	2H724140	HOOK CONVEYING S F	1	1	1
118	*302H724150	2H724150	HOOK CONVEYING S R	1	1	1
119	*302H724200	2H724200	SHEET DAMPER SPRING	1	1	1
120	*302H724210	2H724210	SHEET WIRE LED	1	1	1
121	*302H728100	2H728100	SPRING EXIT PULLEY	4	4	4
122	*302H728170	2H728170	FRAME EXIT LEFT	1	1	1
123	*302H728180	2H728180	ACTUATOR EXIT L	1	1	1
124	*302H728200	2H728200	SPRING ACTUATOR L	1	1	1
125	*302H728290	2H728290	COVER LEFT GUIDE	1	1	1
126	*302H728300	2H728300	HOLDER SENSOR	1	1	1
127	*302H746810	2H746810	WIRE DU EXIT JAM	1	1	1
128	*302H746820	2H746820	WIRE JAM LED1	1	1	1
129	*302H746830	2H746830	WIRE JAM LED2	1	1	1
130	*302H794150	2H794150	PARTS PWB LED ASSY SP	2	2	2
131	*302H794490	2H794490	PARTS FAN COOLING CONV	1	1	1
132	*302JF22010	2JF22010	PULLEY MIDDLE	4	4	4

Ref. No.	Part.No.	Alternative.	Description	Quantity		
				120	230	240
133	*7ZG65TSV+020H01	ZG046810	SHIELD GASKET	4	4	4
134	302FZ04990	2FZ04990	BAND LEFT COVER	2	2	2
135	302H724110	2H724110	PLATE PIN WIRE CONV	1	1	1
201	5MBP2010WXSP	E0020100	SPRING PIN / M2 X 10 S-BLK			
202	7BB700306H	BB105590	+BIND T.T S SCREW 3X6 SR			
203	7BB200308H	BB105660	+BIND T.T P SCREW 3X8			
204	7BB200310H	BB105670	+BIND T.T P SCREW 3X10			
205	7BB700320H	BB105620	+BIND T.T S SCREW 3X20 SR			
206	7BB100406H	BB106920	+BIND T.T S SCREW 4X6			
207	7BB200410H	BB105700	+BIND T.T P SCREW 4X10			
208	7BC00045C080H01	BC047540	WASHER M4.5X12X08T CRFREE			
209	7BB100408H1	BB105830	+BIND T.T S SCREW 4X8			
210	7BB200408H	BB106960	+BIND T.T P SCREW 4X8			
211	7BB607310H	BB106860	+TP-CUP M SCREW 3X10 R			
212	7BB000404H	BB046770	+BIND M SCREW 4X4			

- Parts with "*" are component parts or sub-assemblies of the assembly appearing immediately above them.
- Parts with "⊙" indicate regular maintenance parts.

- Parts with "••" are component parts or sub-assembly with "•" appearing immediately above them.

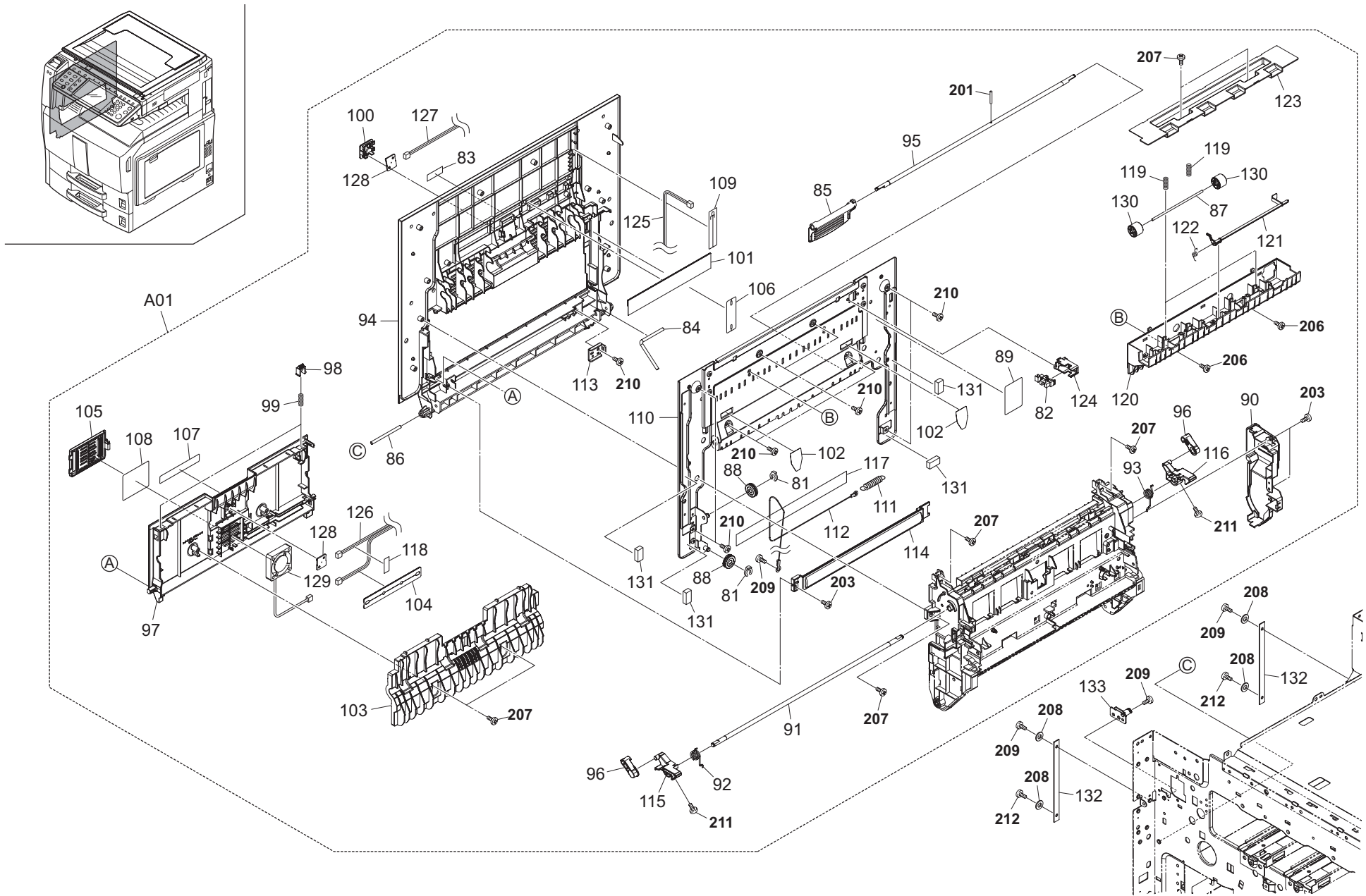


FIG. 13 Paper Conveying Section 2-3 (25/25, 30/30 ppm)

2JZ/2JX/2JV/2H7-1

Ref. No.	Part.No.	Alternative.	Description	Quantity		
				120	230	240
81	*2BG22990	2BG22990	CUT WASHER 4	2	2	2
82	*2C927210	2C927210	SENSOR 248NL1	1	1	1
83	*302FB05380	2FB05380	LABEL VFEED CAUTION	1	1	1
84	*302FZ04310	2FZ04310	SHAFT LEFT COVER	1	1	1
85	*302FZ04321	2FZ04321	LEVER LEFT COVER	1	1	1
86	*302FZ04420	2FZ04420	SHAFT LEFT COVER B	1	1	1
87	*302FZ22140	2FZ22140	SHAFT MIDDLE L	2	2	2
88	*302GR17820	2GR17820	PULLEY SCANNER	2	2	2
89	*302H705570	2H705570	LABEL HIGH TEMP CAUTION	1	1	1
90	*302H722020	2H722020	COVER PWB FEED	1	1	1
91	*302H722110	2H722110	SHAFT HOOK CONVEYING	1	1	1
92	*302H722150	2H722150	SPRING CONVEYING F	1	1	1
93	*302H722160	2H722160	SPRING CONVEYING R	1	1	1
94	*302H722200	2H722200	COVER LEFT	1	1	1
95	*302H722240	2H722240	SHAFT HOOK	1	1	1
96	*302H722250	2H722250	JOINT HOOK CONVEYING	2	2	2
97	*302H722260	2H722260	COVER LEFT DU	1	1	1
98	*302H722270	2H722270	STOPPER COVER DU	2	2	2
99	*302H722280	2H722280	SPRING COVER DU	2	2	2
100	*302H722290	2H722290	COVER LED LEFT	1	1	1
101	*302H722310	2H722310	SHEET COVER LEFT	1	1	1
102	*302H722320	2H722320	SHEET PLATE LEFT	2	2	2
103	*302H722330	2H722330	GUIDE LEFT DU	1	1	1
104	*302H722340	2H722340	SHEET RELEASE CORD	1	1	1
105	*302H722490	2H722490	COVER FILTER DU	1	1	1
106	*302H722690	2H722690	SHEET WIRE CONV E	1	1	1
107	*302H722780	2H722780	LABEL LEFT COVER HANDLE	1	1	1
108	*302H722870	2H722870	FILTER DU	1	1	1
109	*302H722880	2H722880	SHEET HARNESS	1	1	1
110	*302H722970	2H722970	PLATE LEFT COVER ASSY	1	1	1
111	*302H724060	2H724060	SPRING DAMPER CONV	1	1	1
112	*302H724070	2H724070	WIRE DAMPER CONV	1	1	1
113	*302H724080	2H724080	PLATE DAMPER A	1	1	1
114	*302H724100	2H724100	COVER DAMPER SPRING	1	1	1
115	*302H724140	2H724140	HOOK CONVEYING S F	1	1	1
116	*302H724150	2H724150	HOOK CONVEYING S R	1	1	1
117	*302H724200	2H724200	SHEET DAMPER SPRING	1	1	1
118	*302H724210	2H724210	SHEET WIRE LED	1	1	1
119	*302H728100	2H728100	SPRING EXIT PULLEY	4	4	4
120	*302H728170	2H728170	FRAME EXIT LEFT	1	1	1
121	*302H728180	2H728180	ACTUATOR EXIT L	1	1	1
122	*302H728200	2H728200	SPRING ACTUATOR L	1	1	1
123	*302H728290	2H728290	COVER LEFT GUIDE	1	1	1
124	*302H728300	2H728300	HOLDER SENSOR	1	1	1
125	*302H746810	2H746810	WIRE DU EXIT JAM	1	1	1
126	*302H746820	2H746820	WIRE JAM LED1	1	1	1
127	*302H746830	2H746830	WIRE JAM LED2	1	1	1
128	*302H794150	2H794150	PARTS PWB LED ASSY SP	2	2	2
129	*302H794490	2H794490	PARTS FAN COOLING CONV	1	1	1
130	*302JF22010	2JF22010	PULLEY MIDDLE	4	4	4

Ref. No.	Part.No.	Alternative.	Description	Quantity		
				120	230	240
131	*7ZG65TSV+020H01	ZG046810	SHIELD GASKET	4	4	4
132	302FZ04990	2FZ04990	BAND LEFT COVER	2	2	2
133	302H724110	2H724110	PLATE PIN WIRE CONV	1	1	1
201	5MBP2010WXSP	E0020100	SPRING PIN / M2 X 10 S-BLK			
202	7BB700306H	BB105590	+BIND T.T S SCREW 3X6 SR			
203	7BB200308H	BB105660	+BIND T.T P SCREW 3X8			
204	7BB200310H	BB105670	+BIND T.T P SCREW 3X10			
205	7BB700320H	BB105620	+BIND T.T S SCREW 3X20 SR			
206	7BB100406H	BB106920	+BIND T.T S SCREW 4X6			
207	7BB200410H	BB105700	+BIND T.T P SCREW 4X10			
208	7BC00045C080H01	BC047540	WASHER M4.5X12X08T CRFREE			
209	7BB100408H1	BB105830	+BIND T.T S SCREW 4X8			
210	7BB200408H	BB106960	+BIND T.T P SCREW 4X8			
211	7BB607310H	BB106860	+TP-CUP M SCREW 3X10 R			
212	7BB000404H	BB046770	+BIND M SCREW 4X4			
213	7BB607312H	BB107140	+TP-CUP M SCREW 3X12 R			

- Parts with "*" are component parts or sub-assemblies of the assembly appearing immediately above them.
- Parts with "⊙" indicate regular maintenance parts.

- Parts with "••" are component parts or sub-assembly with "•" appearing immediately above them.

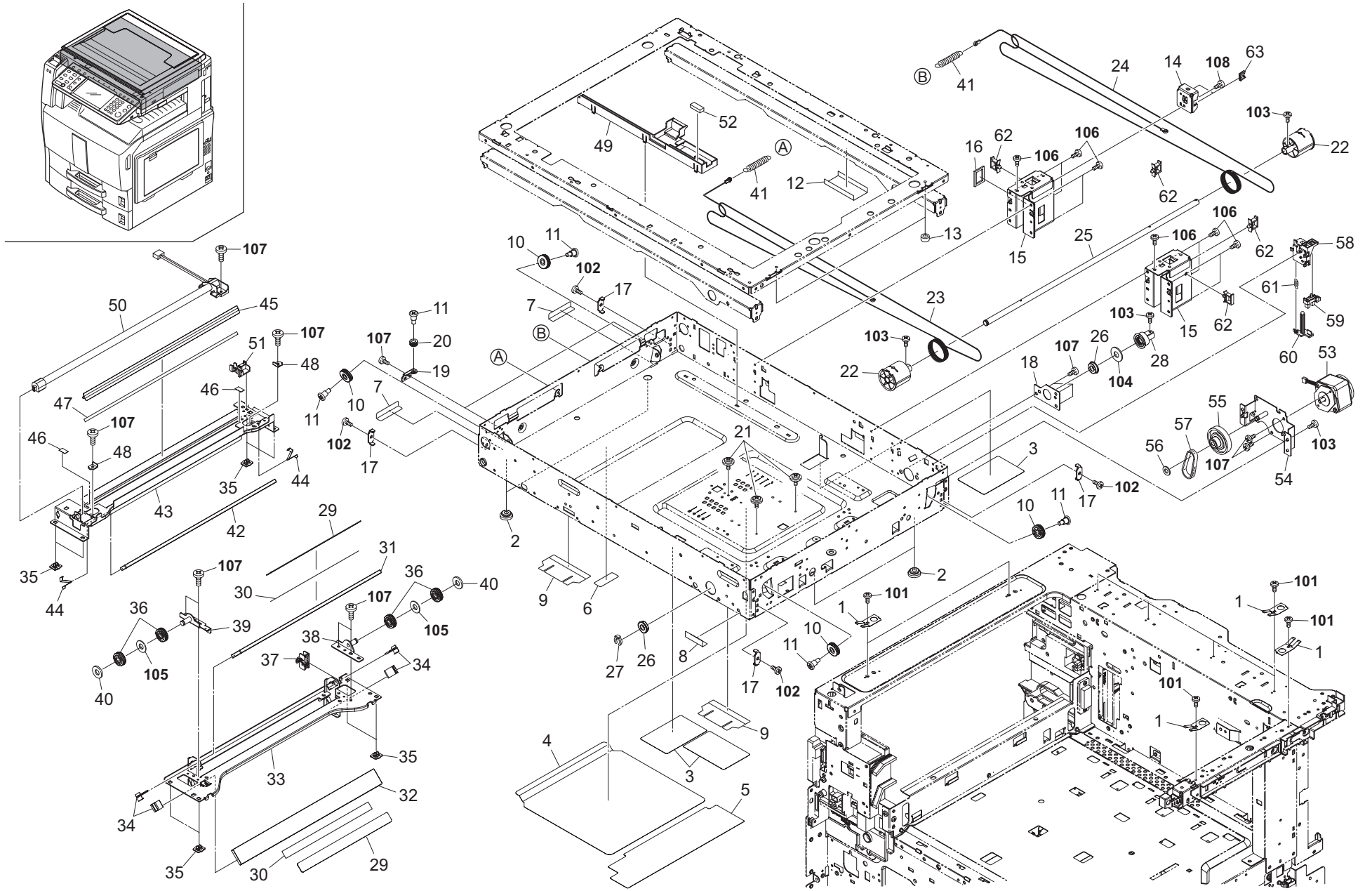


FIG. 14 Scanner Section 1

2JZ/2JX/2JV/2H7-1

Ref. No.	Part.No.	Alternative.	Description	Quantity		
				120	230	240
1	302GR02570	2GR02570	GROUND PLATE ISU C	8	8	8
2	302H717290	2H717290	BASE RUBBER SCANNER SECTION	4	4	4
3	302GR17410	2GR17410	SEAL FRAME A	3	3	3
4	302GR17420	2GR17420	SEAL FRAME B	1	1	1
5	302GR17460	2GR17460	SEAL FRAME C	1	1	1
6	303KB28010	3KB28010	PAD JS SENSOR	1	1	1
7	302GR17930	2GR17930	SEAL SCANNER FRAME E	2	2	2
8	302FZ17051	2FZ17051	SEAL FRAME E	1	1	1
9	302H705180	2H705180	FILM OPE WIRE	2	2	2
10	302H717160	2H717160	PULLEY SCANNER	4	4	4
11	302GR17350	2GR17350	PIN WIRE PULLEY B	6	6	6
12	302GR17870	2GR17870	SEAL RAIL SCANNER F	1	1	1
13	302H002380	2H002380	SHIELD SCREW	2	2	2
14	302H717400	2H717400	MOUNT DP PLATE	1	1	1
15	302GR17272	2GR17272	MOUNT DP HINGE	2	2	2
16	302H717150	2H717150	SEAL BRACKET ISU	1	1	1
17	302GR17790	2GR17790	PLATE HOLDER RAIL	4	4	4
18	302GR17880	2GR17880	HOLDER BEARING	1	1	1
19	302GR17860	2GR17860	PLATE PULLEY	2	2	2
20	2BC07050	2BC07050	PULLEY,LIFT WIRE	2	2	2
21	302GR17660	2GR17660	PIN ISU	3	3	3
22	302H717250	2H717250	DRUM PULLEY	2	2	2
23	302H717380	2H717380	WIRE SCANNER FRONT	1	1	1
24	302H717390	2H717390	WIRE SCANNER REAR	1	1	1
25	302GR17190	2GR17190	SHAFT SCANNER	1	1	1
26	28107400	28107400	BEARING,688ZZNR	2	2	2
27	2BC06910	2BC06910	STOPPER 6	1	1	1
28	302GR17210	2GR17210	PULLEY SCANNER 43 (40/40, 50/40 ppm)	1	1	1
28	302FZ17020	2FZ17020	PULLEY SCANNER 50 (25/25, 30/30 ppm)	1	1	1
29	302GR17830	2GR17830	PLATE MIRROR B	2	2	2
30	302GR17840	2GR17840	SEAL PLATE MIRROR B	2	2	2
31	302GR17280	2GR17280	MIRROR B	1	1	1
32	302GR17960	2GR17960	MIRROR C	1	1	1
33	302GR17091	2GR17091	MIRROR FRAME B	1	1	1
34	75712080	75712080	MIRROR HOLDER	4	4	4
35	2DC12230	2DC12230	SLIDER SCANNER	8	8	8
36	302H717370	2H717370	PULLEY SCANNER	4	4	4
37	302GR17150	2GR17150	GUIDE WIRE B	1	1	1
38	302GR17980	2GR17980	PULLEY PLATE B	1	1	1
39	302GR17131	2GR17131	ADJUSTING PLATE B	1	1	1
40	2BG22990	2BG22990	CUT WASHER 4	2	2	2
41	302C912291	2C912291	SPRING SCANNER TENSION	2	2	2
42	2FB12140	2FB12140	MIRROR A	1	1	1
43	302GR17082	2GR17082	MIRROR FRAME A	1	1	1
44	2BC12190	2BC12190	SPRING,MIRROR HOLDER	2	2	2
45	302GR17250	2GR17250	REFLECTOR SCANNER	1	1	1
46	302GR17400	2GR17400	FILM LAMP	2	2	2
47	302GR17620	2GR17620	TAPE REFLECTOR	1	1	1
48	2C912150	2C912150	RETAINER WIRE	2	2	2
49	302GR17160	2GR17160	GUIDE WIRE C	1	1	1

Ref. No.	Part.No.	Alternative.	Description	Quantity		
				120	230	240
50	302H794260	2H794260	PARTS LAMP SCANNER	1	1	1
51	302GR17140	2GR17140	GUIDE WIRE A	1	1	1
52	302H717320	2H717320	HOLDER GUIDE WIRE C	1	1	1
53	302H794270	2H794270	PARTS MOTOR SCANNER	1	1	1
54	302GR17220	2GR17220	MOUNT SCANNER DRIVE (40/40, 50/40 ppm)	1	1	1
54	302FZ17030	2FZ17030	MOUNT SCANNER DRIVE (25/25, 30/30 ppm)	1	1	1
55	302GR17200	2GR17200	PULLEY SCANNER 47/34 (40/40, 50/40 ppm)	1	1	1
55	302FZ17010	2FZ17010	PULLEY SCANNER 41/26 (25/25, 30/30 ppm)	1	1	1
56	5MVS665KB001	2BM40060	CUT WASHER	1	1	1
57	302GR17230	2GR17230	BELT SCANNER (40/40, 50/40 ppm)	1	1	1
57	302FZ17040	2FZ17040	BELT SCANNER (25/25, 30/30 ppm)	1	1	1
58	302GR17300	2GR17300	MOUNT RELEASE SWITCH	1	1	1
59	2C927210	2C927210	SENSOR 248NL1	1	1	1
60	302GR17370	2GR17370	SWITCH RELEASE	1	1	1
61	302GR17380	2GR17380	SPRING RELEASE SWITCH	1	1	1
62	7YZM610001++H01	YZ010230	ACCESS SADDLE	3	3	3
63	7YZM210006++H01	YZ038000	ACCESS.EDGING	2	2	2
101	7BB100306H	BB046010	+BIND T.T S SCREW 3X6			
102	7BB702308H	BB107060	+TP-FLAT T.T S SCREW 3X8 SR			
103	B0A23080	B0A23080	+ROUND HEAD SCREW WITH SW.W M3X8(TRI			
104	7BCW7085D020H01	C3791130	WAVE WASHER SUS WW8.5X13X0.2			
105	C2895950	C2895950	SHIM 6.2-1.0T			
106	7BB700308H	BB105600	+BIND T.T S SCREW 3X8 SR			
107	7BB700306H	BB105590	+BIND T.T S SCREW 3X6 SR			
108	7BB700408H	BB105640	+BIND T.T S SCREW 4X8 SR			

- Parts with "*" are component parts or sub-assemblies of the assembly appearing immediately above them.
- Parts with "⊙" indicate regular maintenance parts.

- Parts with "••" are component parts or sub-assembly with "*" appearing immediately above them.

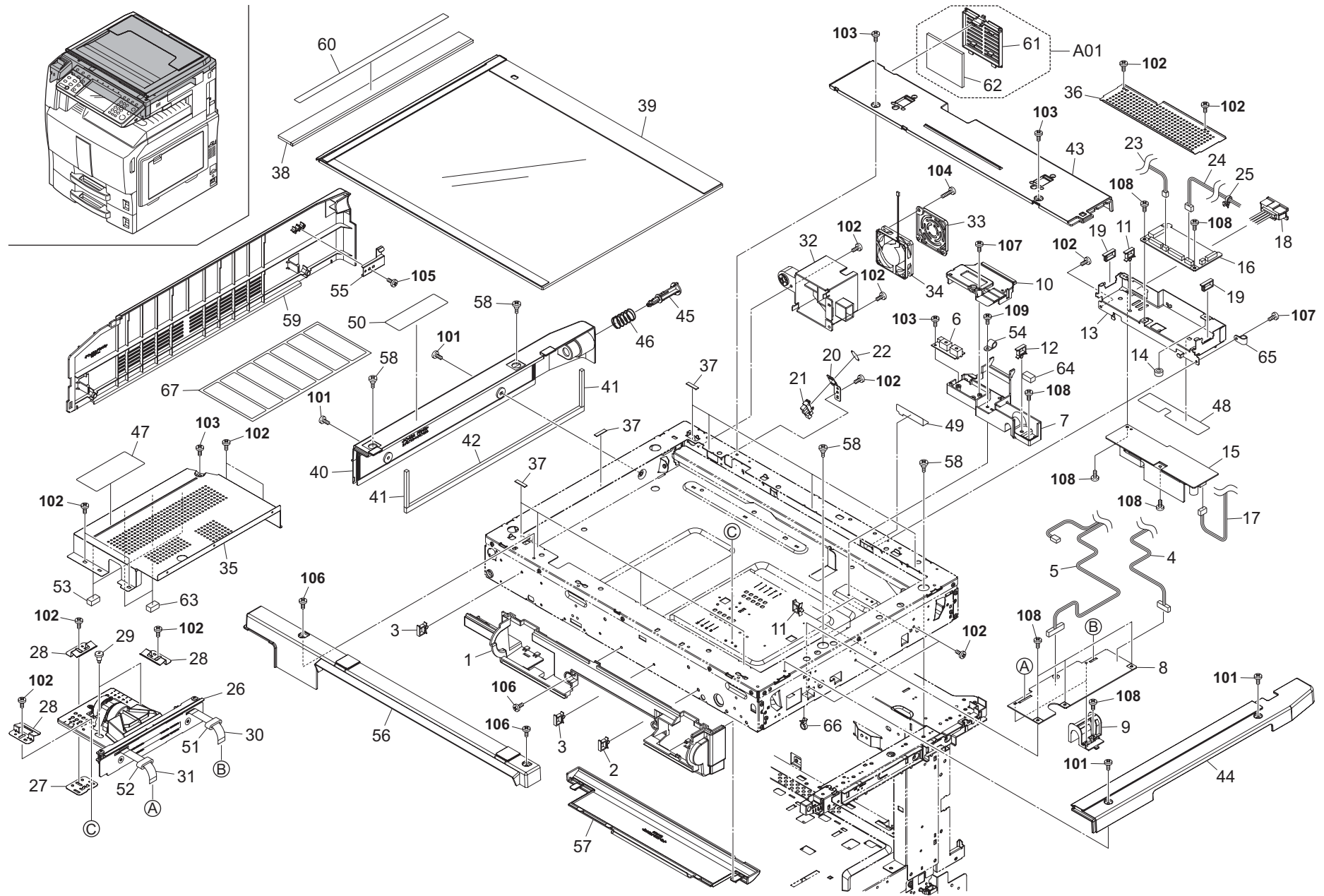


FIG. 15 Scanner Section 2

2JZ/2JX/2JV/2H7-1

Ref. No.	Part.No.	Alternative.	Description	Quantity		
				120	230	240
⊙ 1	302H704240	2H704240	COVER ISU FRONT LOW	1	1	1
2	7YZM610002+++H01	YZ010240	ACCESS SADDLE	1	1	1
3	7YZM610007+++H01	YZ023340	ACCESS.SADDLE	2	2	2
4	302H746670	2H746670	WIRE CCD DATA	1	1	1
5	302H746610	2H746610	WIRE ISC-ISM	1	1	1
⊙ 6	2C927090	2C927090	SENSOR ORIGINAL	1	1	1
7	302GR17740	2GR17740	GUIDE WIRE D	1	1	1
⊙ 8	302H794050	2H794050	PARTS PWB ISC ASSY SP	1	1	1
9	302H717020	2H717020	GUIDE FFC	2	2	2
10	302GR17770	2GR17770	GUIDE WIRE E	1	1	1
11	7YZM610001+++H01	YZ010230	ACCESS SADDLE	3	3	3
12	7YZM610004+++H01	YZ012210	ACCESS SADDLE	1	1	1
13	302H717010	2H717010	MOUNT SCANNER PWB	1	1	1
14	302H002380	2H002380	SHIELD SCREW	1	1	1
⊙ 15	302H794280	2H794280	PARTS UNIT LAMP INVERTER	1	1	1
⊙ 16	302H794060	2H794060	PARTS PWB ISM ASSY SP	1	1	1
17	302H746630	2H746630	WIRE INVERTER	1	1	1
18	302H746620	2H746620	WIRE ISM-LVU	1	1	1
19	7YZM210003+++H01	YZ037970	ACCESS.EDGING	2	2	2
20	302GR17750	2GR17750	HOLDER PI	1	1	1
⊙ 21	2C927210	2C927210	SENSOR 248NL1	1	1	1
22	302GR17970	2GR17970	STOPPER PI	1	1	1
23	302H746660	2H746660	WIRE HP SW	1	1	1
24	302H746650	2H746650	WIRE OP SW	1	1	1
25	7YZM410002+++H01	YZ042720	ACCESS.BAND	1	1	1
⊙ 26	302H793410	2H793410	PARTS ISU ASSY H (40/40, 50/40 ppm)	1	1	1
⊙ 26	302JZ93140	2JZ93140	PARTS ISU L (25/25, 30/30 ppm)	1	1	1
27	302GR17670	2GR17670	PLATE HOLDER ISU (40/40, 50/40 ppm)	1	1	1
28	302GR17680	2GR17680	PLATE SPRING ISU	3	3	3
29	302GR17811	2GR17811	PIN MOUNT LENS	2	2	2
30	302H746590	2H746590	WIRE CCD1	1	1	1
31	302H746600	2H746600	WIRE CCD2	1	1	1
32	302H717060	2H717060	BRACKET FAN ISU	1	1	1
33	302H717240	2H717240	COVER SHIELD FAN ISU	1	1	1
⊙ 34	302FZ44060	2FZ44060	FAN COOLING CONVEYING	1	1	1
35	302GR17561	2GR17561	COVER ISU	1	1	1
36	302H717030	2H717030	LID PWB	1	1	1
37	29812291	29812291	CUSHION,CONTACT GLASS	9	9	9
⊙ 38	302H793480	2H793480	PARTS CONTACT GLASS ADF ASSY	1	1	1
⊙ 39	302H793370	2H793370	PARTS CONTACT GLASS ASSY(I)	1		
⊙ 39	302H793380	2H793380	PARTS CONTACT GLASS ASSY(C)		1	1
⊙ 40	302H704270	2H704270	COVER ISU LEFT	1	1	1
41	302GR17910	2GR17910	SEAL COVER ISU LEFT A	2	2	2
42	302GR17920	2GR17920	SEAL COVER ISU LEFT B	1	1	1
⊙ 43	302H704280	2H704280	COVER ISU REAR	1	1	1
⊙ 44	302H704260	2H704260	COVER ISU RIGHT	1	1	1
45	302GR17262	2GR17262	RETAINER MIRROR FRAME A	1	1	1
46	302GR17360	2GR17360	SPRING FRAME RETAINER	1	1	1
47	2A105180	2A105180	LABEL,CAUTION CONTACT GLASS	1	1	1
48	302H717300	2H717300	SEAL MOUNT PWB	1	1	1

- Parts with "+" are component parts or sub-assemblies of the assembly appearing immediately above them.
- Parts with "⊙" indicate regular maintenance parts.

Ref. No.	Part.No.	Alternative.	Description	Quantity		
				120	230	240
49	302H717530	2H717530	SEAL GUIDE WIRE D2	1	1	1
50	302H734110	2H734110	LABEL OPERATION CAUTION (EN)	1	1	1
51	7YBFQ550L001H01	YB106380	FERRITE CORE	1	1	1
52	7YBFZZ65C001H01	YB110990	FERRITE CORE	1	1	1
53	7ZGSTG151018H01	ZG045090	SHIELD GASKET	2	2	2
54	M7005010	M7005010	CLAMP,EMT-3N(TAKEUCHI)	1	1	1
55	302FZ04830	2FZ04830	PLATE COVER LEFT MID	1	1	1
⊙ 56	302H704250	2H704250	COVER ISU FRONT TOP	1	1	1
⊙ 57	302H704600	2H704600	COVER OPE HARNESS	1	1	1
⊙ 58	302GR17180	2GR17180	PIN SCANNER RETAINING	4	4	4
⊙ 59	302H704100	2H704100	COVER LEFT MID	1	1	1
⊙ 60	303LL02500	3LL02500	SHEET GLASS	1	1	1
⊙ A01	302H794410	2H794410	PARTS FILTER ISU ASSY	1	1	1
⊙ 61	*302H704550	2H704550	COVER FILTER ISU	1	1	1
⊙ 62	*302H704560	2H704560	FILTER ISU	1	1	1
63	7ZG65TSV+010H01	ZG111180	SHIELD GASKET	2	2	2
64	7ZG65TSV+015H02	ZG112430	SHIELD GASKET	1	1	1
65	M70A5010	M70A5010	CLAMP,EMT-4N(TAKEUCHI)	1	1	1
66	M70AF010	M70AF010	CLAMP,LCT-1.5SIEM(TAKEUCHI)	1	1	1
67	302H734200	2H734200	LABEL OPERATION CAUTION SET AE	1	1	1
101	7BB180408H	BB111210	+BIND T.T S SCREW 4X8(BLACK)			
102	7BB100306H1	BB105820	+BIND T.T S SCREW 3X6			
103	7BB200308H	BB105660	+BIND T.T P SCREW 3X8			
104	B1B64250	B1B64250	+BIND TAP-TITE P SCREW M4X25			
105	7BB200306H	BB105650	+BIND T.T P SCREW 3X6			
106	7BB700408H	BB105640	+BIND T.T S SCREW 4X8 SR			
107	7BB102308H	BB046210	TP TAP-TITE SCREW M3X8			
108	7BB700306H	BB105590	+BIND T.T S SCREW 3X6 SR			
109	7BB200310H	BB105670	+BIND T.T P SCREW 3X10			

- Parts with "*••" are component parts or sub-assembly with "*" appearing immediately above them.

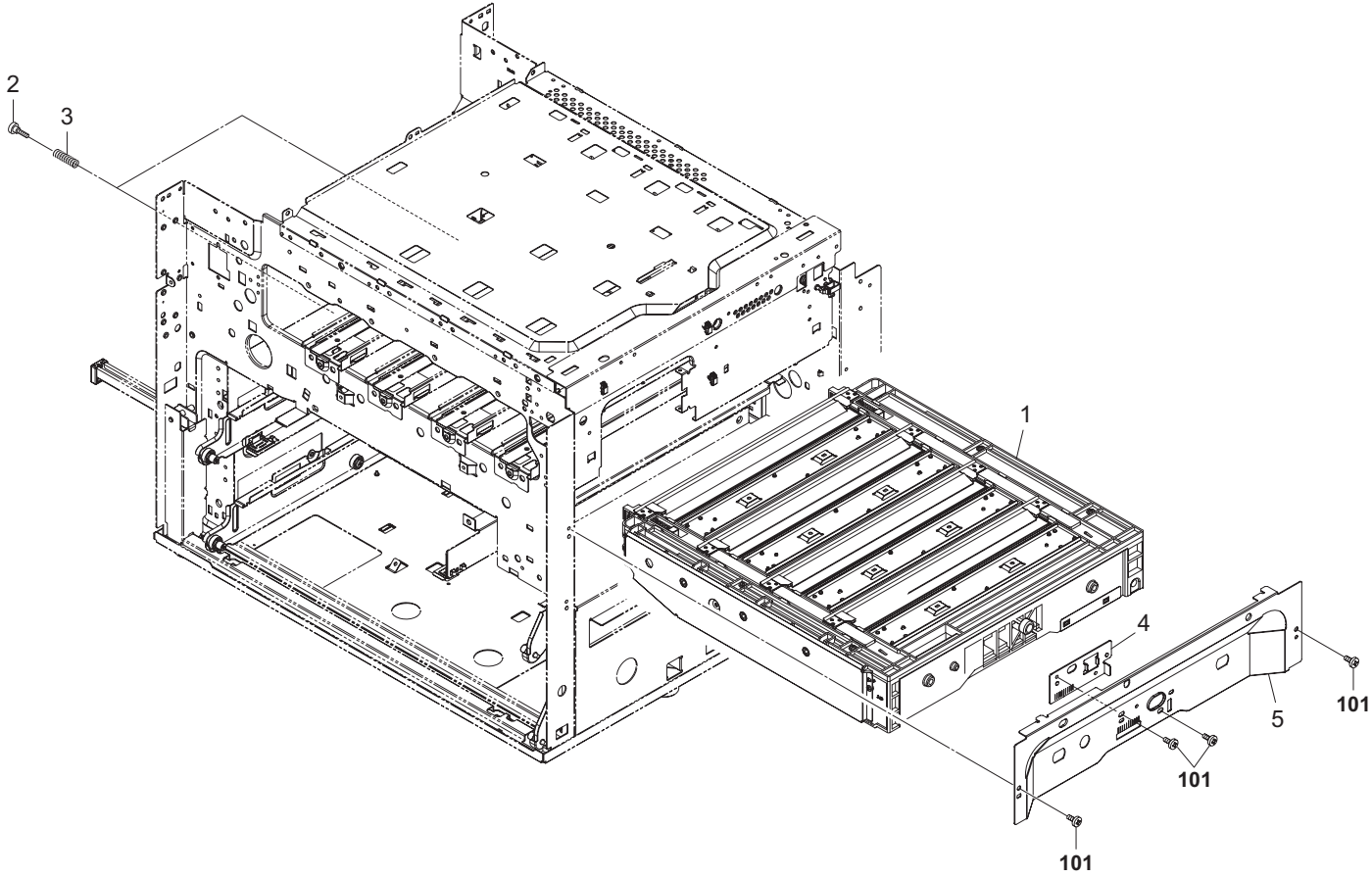
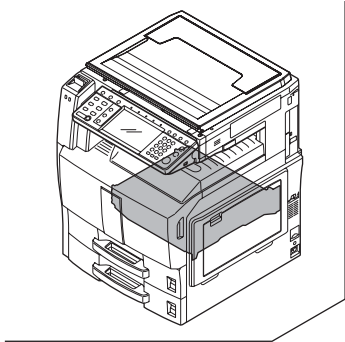


FIG. 16 Laser Scanner Section

2JZ/2JX/2JV/2H7-1

	Ref. No.	Part.No.	Alternative.	Description	Quantity		
					120	230	240
⊙	1	302H793430	2H793430	PARTS LSU UNIT HIGH (40/40, 50/40 ppm)	1	1	1
⊙	1	302JZ93060	2JZ93060	PARTS LSU UNIT LOW (25/25, 30/30 ppm)	1	1	1
	2	302JF19011	2JF19011	PIN LSU	2	2	2
	3	302FZ20040	2FZ20040	SPRING LSU	2	2	2
	4	302FZ03061	2FZ03061	PLATE LSU ADJUST	1	1	1
	5	302H702560	2H702560	MOUNT LSU RIGHT	1	1	1

	Ref. No.	Part.No.	Alternative.	Description	Quantity		
					120	230	240
	101	7BB100408H	BB048820	+BIND T.T S SCREW 4X8			

- Parts with "•" are component parts or sub-assemblies of the assembly appearing immediately above them.
- Parts with "⊙" indicate regular maintenance parts.

- Parts with "••" are component parts or sub-assembly with "•" appearing immediately above them.

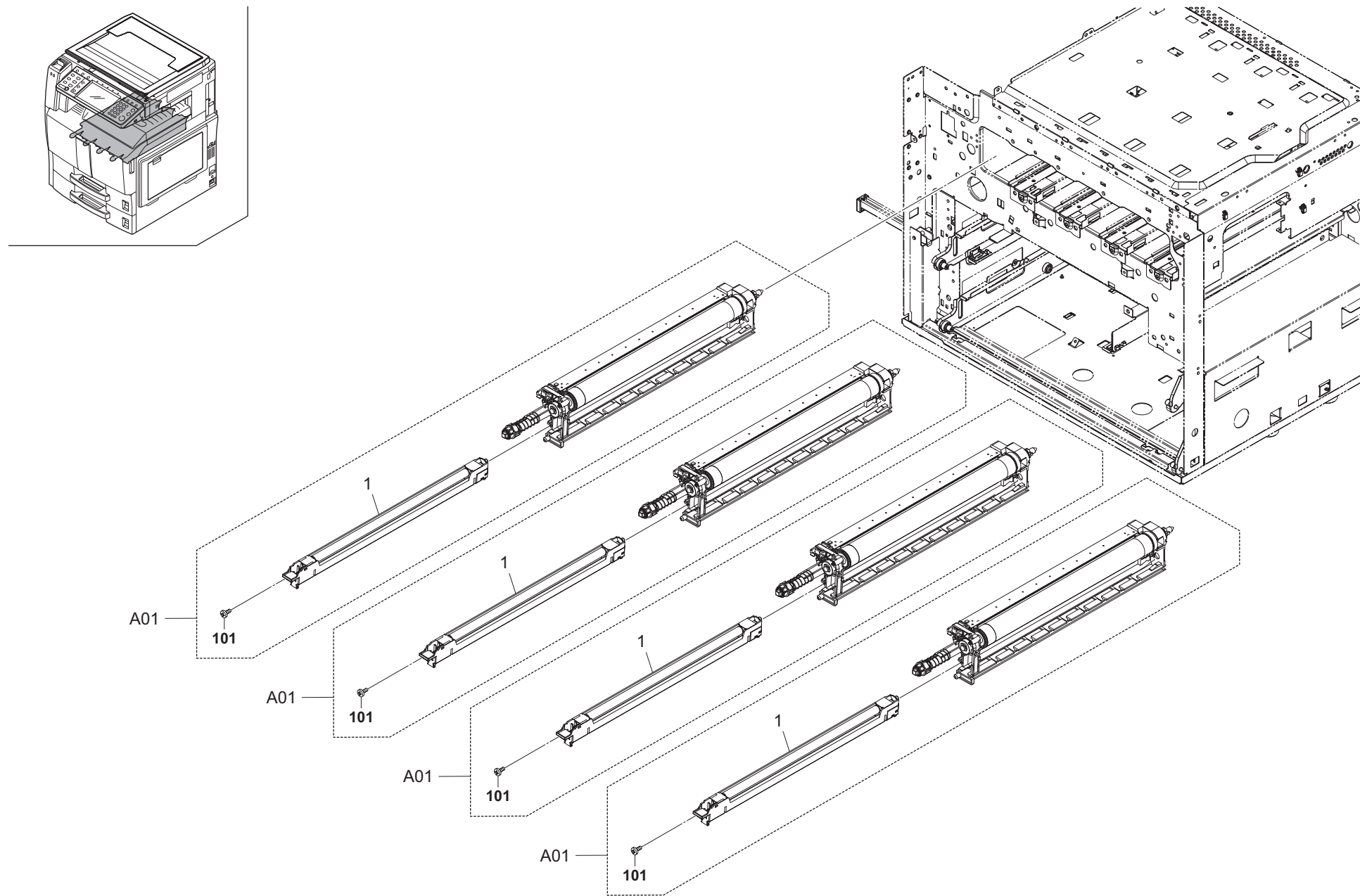


FIG. 17 Image Formation Section

2JZ/2JX/2JV/2H7-1

	Ref. No.	Part.No.	Alternative.	Description	Quantity		
					120	230	240
⊙	A01	302H793010	2H793010	PARTS DRUM 50 UNIT (40/40, 50/40 ppm)	4	4	4
⊙	A01	302JZ93010	2JZ93010	PARTS DRUM 25 UNIT (25/25, 30/30 ppm)	4	4	4
⊙	1	*302H793400	2H793400	PARTS MC ASSY	4	4	4

	Ref. No.	Part.No.	Alternative.	Description	Quantity		
					120	230	240
	101	7BB200308H	BB105660	+BIND T.T P SCREW 3X8			

- Parts with "*" are component parts or sub-assemblies of the assembly appearing immediately above them.
- Parts with "⊙" indicate regular maintenance parts.

- Parts with "••" are component parts or sub-assembly with "*" appearing immediately above them.

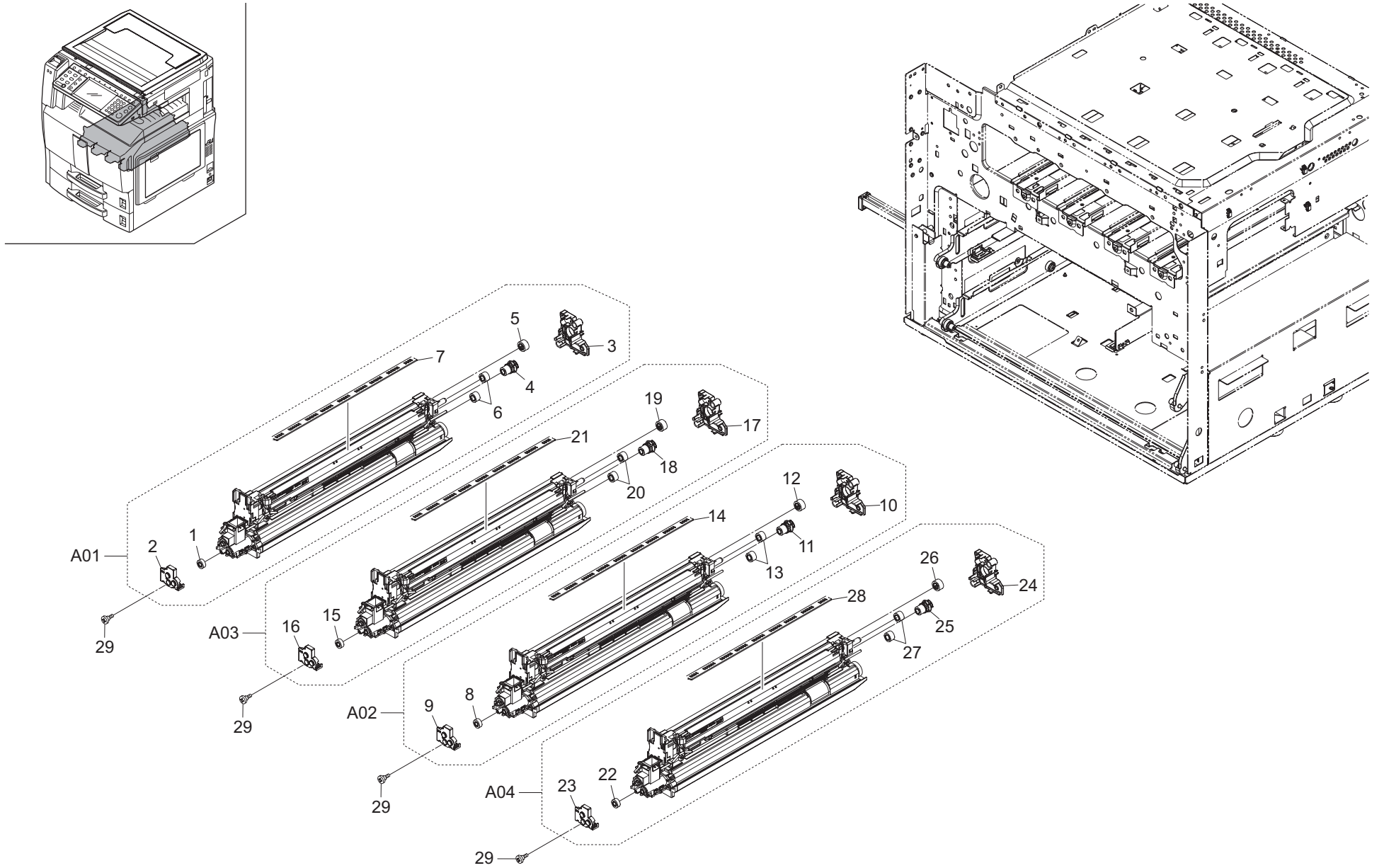


FIG. 18 Developing Section

2JZ/2JX/2JV/2H7-1

	Ref. No.	Part.No.	Alternative.	Description	Quantity		
					120	230	240
⊙	A01	302H793170	2H793170	PARTS DLP K UNIT (40/40, 50/40 ppm)	1	1	1
⊙	A01	302JZ93190	2JZ93190	PARTS DLP K L UNIT (25/25, 30/30 ppm)	1	1	1
⊙	1	*302FZ14230	2FZ14230	GEAR Z14S	1	1	1
⊙	2	*302H714230	2H714230	COVER FRONT BK DLP	1	1	1
⊙	3	*302H714320	2H714320	COVER REAR BK DLP	1	1	1
⊙	4	*302H714570	2H714570	GEAR MAG Z22H	1	1	1
⊙	5	*302H714580	2H714580	GEAR SLEEVE Z27H	1	1	1
⊙	6	*302H714600	2H714600	GEAR IDLE Z24H	2	2	2
⊙	7	*302H714630	2H714630	UPPER DUCT DLP	1	1	1
⊙	A02	302H793180	2H793180	PARTS DLP C UNIT (40/40, 50/40 ppm)	1	1	1
⊙	A02	302JZ93200	2JZ93200	PARTS DLP C L UNIT (25/25, 30/30 ppm)	1	1	1
⊙	8	*302FZ14230	2FZ14230	GEAR Z14S	1	1	1
⊙	9	*302H714470	2H714470	COVER FRONT C DLP	1	1	1
⊙	10	*302H714500	2H714500	COVER REAR C DLP	1	1	1
⊙	11	*302H714570	2H714570	GEAR MAG Z22H	1	1	1
⊙	12	*302H714580	2H714580	GEAR SLEEVE Z27H	1	1	1
⊙	13	*302H714600	2H714600	GEAR IDLE Z24H	2	2	2
⊙	14	*302H714630	2H714630	UPPER DUCT DLP	1	1	1
⊙	A03	302H793190	2H793190	PARTS DLP Y UNIT (40/40, 50/40 ppm)	1	1	1
⊙	A03	302JZ93210	2JZ93210	PARTS DLP Y L UNIT (25/25, 30/30 ppm)	1	1	1
⊙	15	*302FZ14230	2FZ14230	GEAR Z14S	1	1	1
⊙	16	*302H714480	2H714480	COVER FRONT Y DLP	1	1	1
⊙	17	*302H714510	2H714510	COVER REAR Y DLP	1	1	1
⊙	18	*302H714570	2H714570	GEAR MAG Z22H	1	1	1
⊙	19	*302H714580	2H714580	GEAR SLEEVE Z27H	1	1	1
⊙	20	*302H714600	2H714600	GEAR IDLE Z24H	2	2	2
⊙	21	*302H714630	2H714630	UPPER DUCT DLP	1	1	1
⊙	A04	302H793200	2H793200	PARTS DLP M UNIT (40/40, 50/40 ppm)	1	1	1
⊙	A04	302JZ93220	2JZ93220	PARTS DLP M L UNIT (25/25, 30/30 ppm)	1	1	1
⊙	22	*302FZ14230	2FZ14230	GEAR Z14S	1	1	1
⊙	23	*302H714490	2H714490	COVER FRONT M DLP	1	1	1
⊙	24	*302H714520	2H714520	COVER REAR M DLP	1	1	1
⊙	25	*302H714570	2H714570	GEAR MAG Z22H	1	1	1
⊙	26	*302H714580	2H714580	GEAR SLEEVE Z27H	1	1	1
⊙	27	*302H714600	2H714600	GEAR IDLE Z24H	2	2	2
⊙	28	*302H714630	2H714630	UPPER DUCT DLP	1	1	1
⊙	29	302JF14010	2JF14010	STUD SCREW M4	4	4	4

- Parts with "*" are component parts or sub-assemblies of the assembly appearing immediately above them.
- Parts with "⊙" indicate regular maintenance parts.

- Parts with "••" are component parts or sub-assembly with "•" appearing immediately above them.

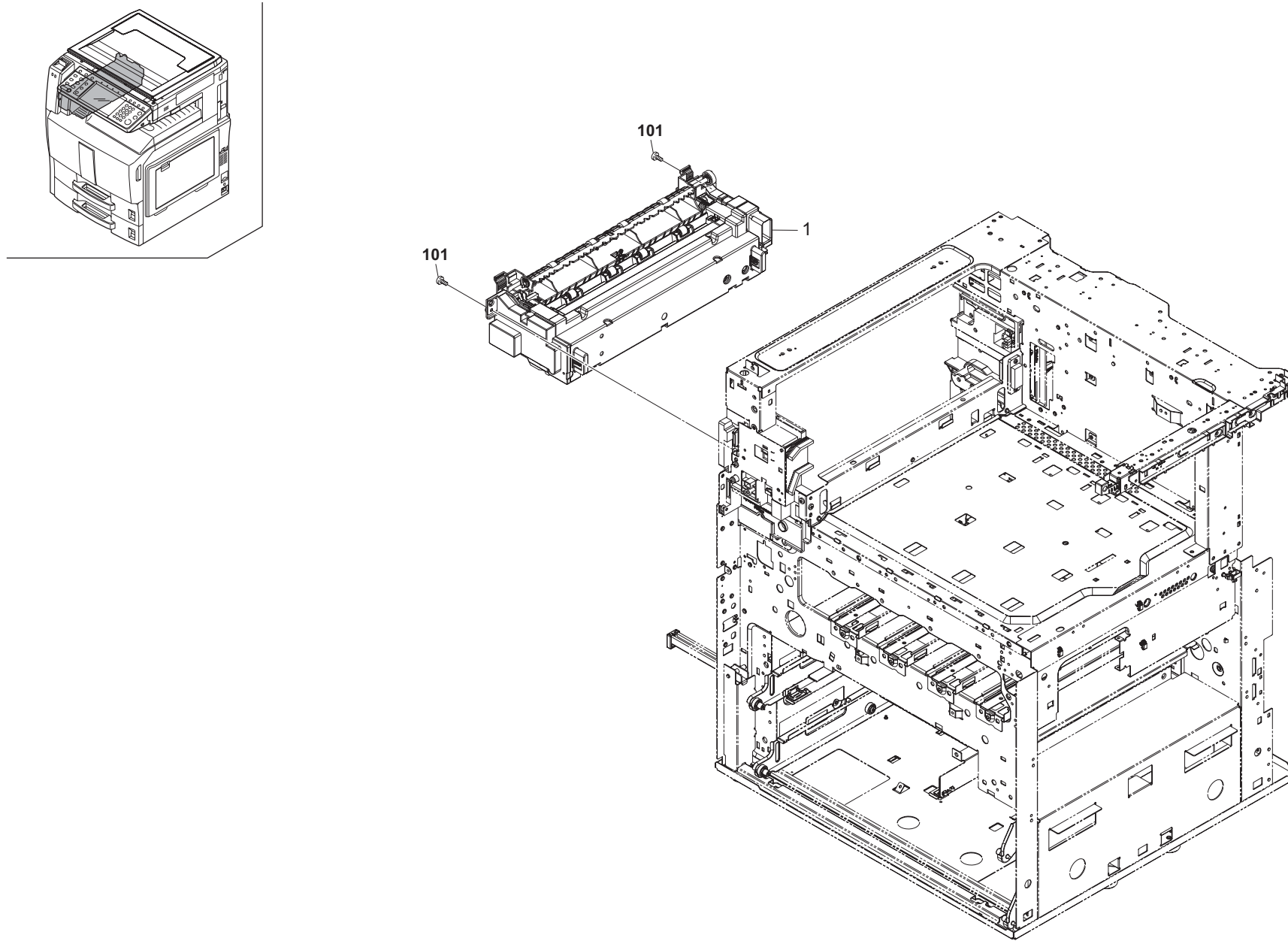


FIG. 19 Fuser Section

2JZ/2JX/2JV/2H7-1

	Ref. No.	Part.No.	Alternative.	Description	Quantity		
					120	230	240
⊙	1	302H793230	2H793230	PARTS FUSER 120 H UNIT (40/40, 50/40 ppm)	1		
⊙	1	302JZ93080	2JZ93080	PARTS FUSER 120 L UNIT (25/25, 30/30 ppm)	1		
⊙	1	302H793240	2H793240	PARTS FUSER 240 H UNIT (40/40, 50/40 ppm)		1	1
⊙	1	302JZ93090	2JZ93090	PARTS FUSER 240 L UNIT (25/25, 30/30 ppm)		1	1

	Ref. No.	Part.No.	Alternative.	Description	Quantity		
					120	230	240
	101	7BB180408H	BB111210	+BIND T.T S SCREW 4X8(BLACK)			

- Parts with "•" are component parts or sub-assemblies of the assembly appearing immediately above them.
- Parts with "⊙" indicate regular maintenance parts.

- Parts with "••" are component parts or sub-assembly with "•" appearing immediately above them.

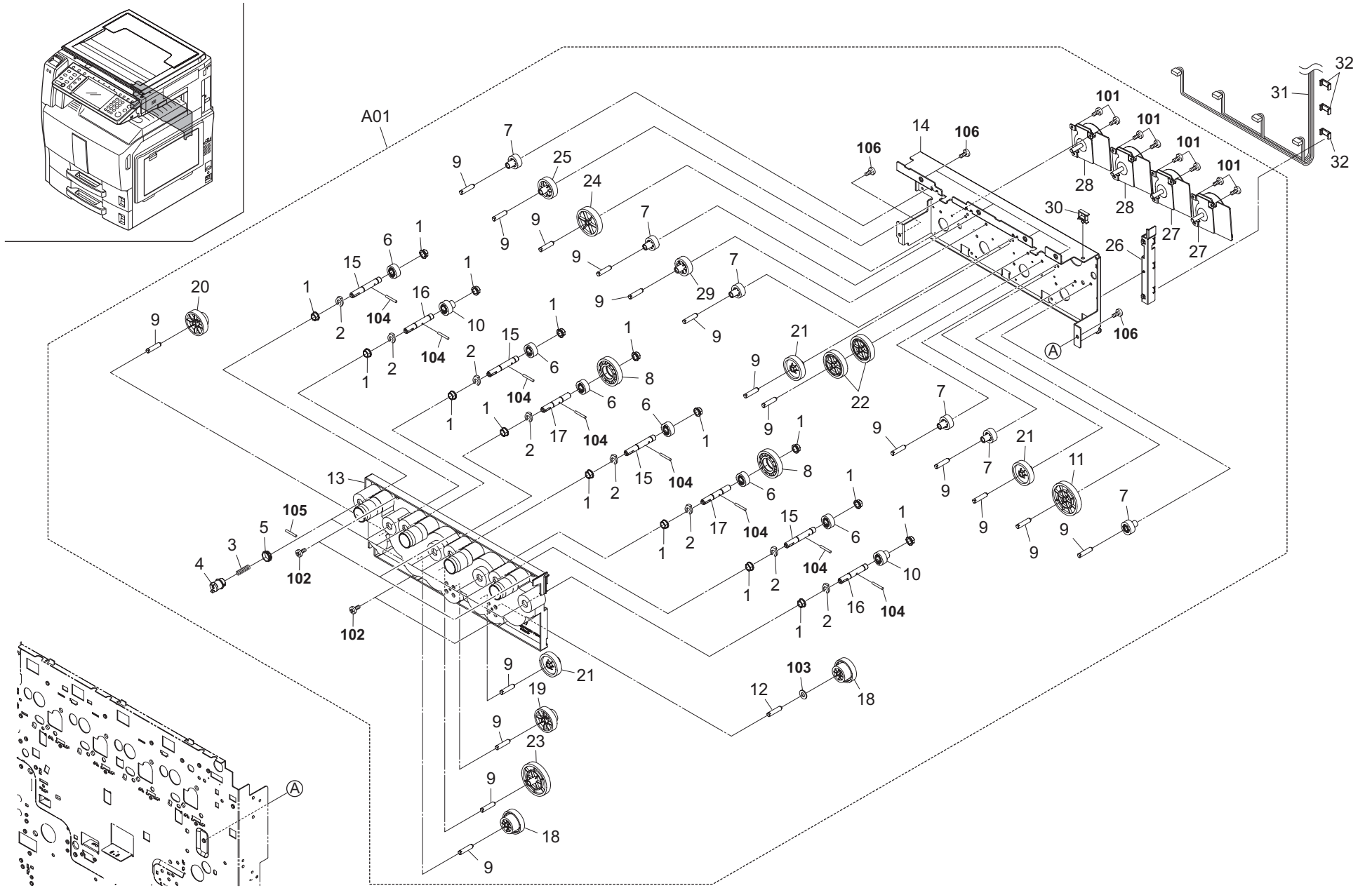


FIG. 20 Drive Section 1 (40/40, 50/40 ppm)

2JZ/2JX/2JV/2H7-1

Ref. No.	Part.No.	Alternative.	Description	Quantity		
				120	230	240
⊙ A01	302H793070	2H793070	PARTS MAIN DRIVE H UNIT	1	1	1
1	*2BC06510	2BC06510	BUSHING 8	16	16	16
2	*2BC06910	2BC06910	STOPPER 6	8	8	8
3	*2BG22530	2BG22530	SPRING COUPLING DLP	8	8	8
⊙ 4	*302FZ31250	2FZ31250	COUPLING DLP DRIVE	8	8	8
5	*302FZ31280	2FZ31280	COLLAR DLP COUPLING	8	8	8
⊙ 6	*302FZ31330	2FZ31330	GEAR Z22L DLP	6	6	6
⊙ 7	*302FZ31350	2FZ31350	GEAR Z22R	6	6	6
⊙ 8	*302FZ31360	2FZ31360	GEAR Z50L	2	2	2
9	*302FZ31720	2FZ31720	PIN MAIN DRIVE	18	18	18
⊙ 10	*302FZ31850	2FZ31850	GEAR Z22L CLN	2	2	2
⊙ 11	*302FZ31900	2FZ31900	GEAR Z60L CLN	1	1	1
12	*302FZ32150	2FZ32150	PIN DLP DRIVE	1	1	1
13	*302H731310	2H731310	HOLDER MAIN DRIVE	1	1	1
14	*302H731320	2H731320	PLATE MAIN DRIVE	1	1	1
15	*302H731400	2H731400	SHAFT CLN DRIVE	4	4	4
16	*302H731410	2H731410	SHAFT DLP DRIVE MK	2	2	2
17	*302H731420	2H731420	SHAFT DLP DRIVE CY	2	2	2
⊙ 18	*302H731430	2H731430	GEAR Z68L Z29L MAIN	2	2	2
⊙ 19	*302H731440	2H731440	GEAR Z70L Z22L MAIN	1	1	1
⊙ 20	*302H731450	2H731450	GEAR Z70L Z22R	1	1	1
⊙ 21	*302H731460	2H731460	GEAR Z42R MAIN	3	3	3
⊙ 22	*302H731470	2H731470	GEAR Z48L MAIN	2	2	2
⊙ 23	*302H731480	2H731480	GEAR Z60R MAIN	1	1	1
⊙ 24	*302H731490	2H731490	GEAR Z50R MAIN	1	1	1
⊙ 25	*302H731500	2H731500	GEAR Z36L MAIN	1	1	1
26	*302H739310	2H739310	GUIDE MAIN DRIVE	1	1	1
⊙ 27	*302H793090	2H793090	PARTS MOTOR DLP	2	2	2
⊙ 28	*302H793100	2H793100	PARTS MOTOR CLN	2	2	2
⊙ 29	*302JD31170	2JD31170	GEAR Z31L	1	1	1
30	*7YZM610003++H01	YZ010250	ACCESS SADDLE	1	1	1
31	302H746220	2H746220	WIRE RUB/DLP MOT	1	1	1
32	303LL02330	3LL02330	HOLDER WIRE D	3	3	3

Ref. No.	Part.No.	Alternative.	Description	Quantity		
				120	230	240
101	7BB700306H	BB105590	+BIND T.T S SCREW 3X6 SR			
102	7BB100408H1	BB105830	+BIND T.T S SCREW 4X8			
103	C2894950	C2894950	SHIM 6.2-0.13T			
104	5MBP2012WXSP	E0020120	SPRING PIN / M2 X 12 S-BLK			
105	E5125120	E5125120	PARALLEL PIN H7A 2.5X12 SUS			
106	7BB100408H	BB048820	+BIND T.T S SCREW 4X8			

- Parts with "*" are component parts or sub-assemblies of the assembly appearing immediately above them.
- Parts with "⊙" indicate regular maintenance parts.

- Parts with "••" are component parts or sub-assembly with "•" appearing immediately above them.

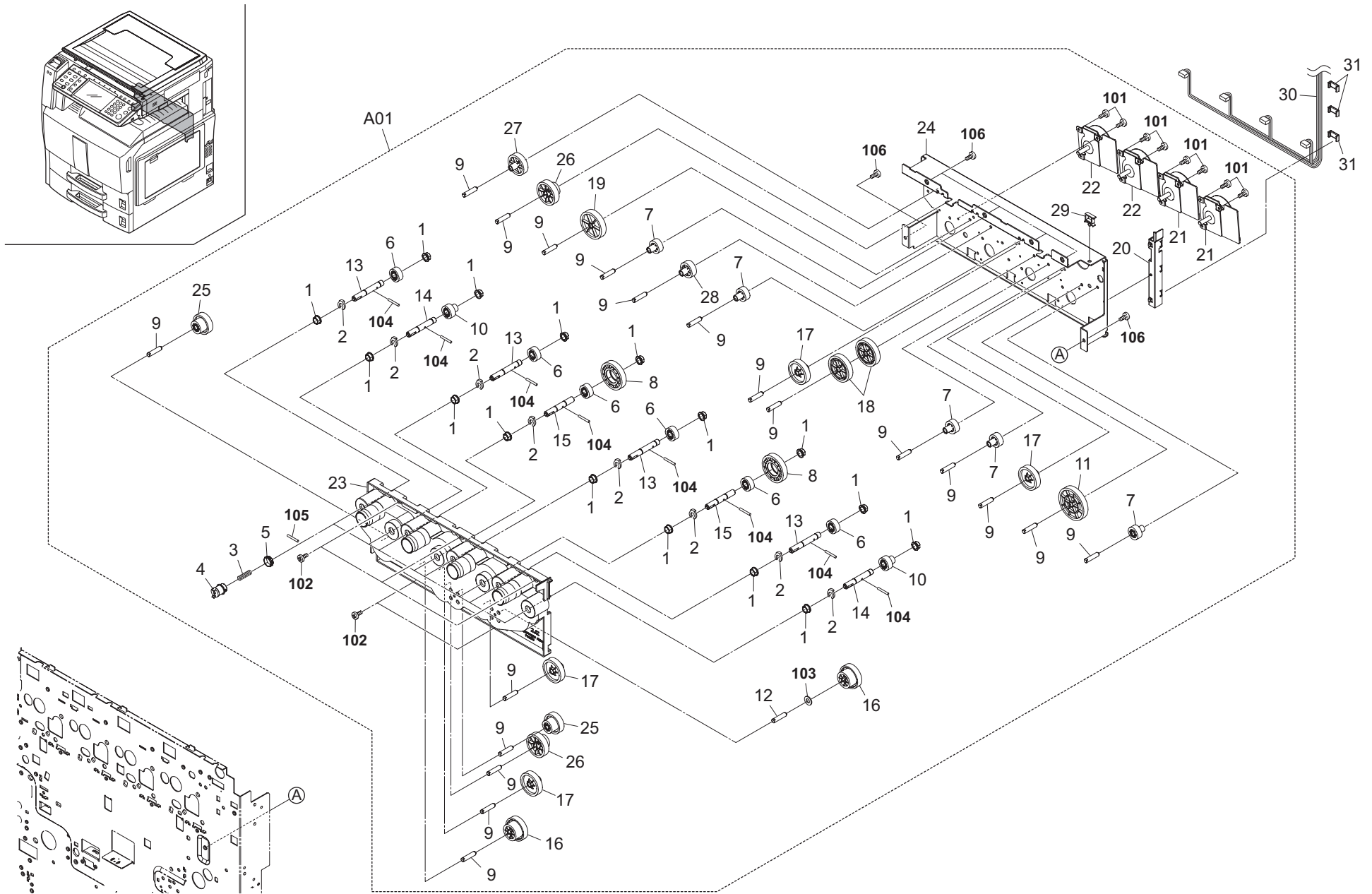


FIG. 20 Drive Section 1 (25/25, 30/30 ppm)

2JZ/2JX/2JV/2H7-1

Ref. No.	Part.No.	Alternative.	Description	Quantity		
				120	230	240
⊙ A01	302JZ93040	2JZ93040	PARTS MAIN DRIVE L UNIT	1	1	1
1	*2BC06510	2BC06510	BUSHING 8	16	16	16
2	*2BC06910	2BC06910	STOPPER 6	8	8	8
3	*2BG22530	2BG22530	SPRING COUPLING DLP	8	8	8
⊙ 4	*302FZ31250	2FZ31250	COUPLING DLP DRIVE	8	8	8
5	*302FZ31280	2FZ31280	COLLAR DLP COUPLING	8	8	8
⊙ 6	*302FZ31330	2FZ31330	GEAR Z22L DLP	6	6	6
⊙ 7	*302FZ31350	2FZ31350	GEAR Z22R	5	5	5
⊙ 8	*302FZ31360	2FZ31360	GEAR Z50L	2	2	2
9	*302FZ31720	2FZ31720	PIN MAIN DRIVE	19	19	19
⊙ 10	*302FZ31850	2FZ31850	GEAR Z22L CLN	2	2	2
⊙ 11	*302FZ31900	2FZ31900	GEAR Z60L CLN	1	1	1
12	*302FZ32150	2FZ32150	PIN DLP DRIVE	1	1	1
13	*302H731400	2H731400	SHAFT CLN DRIVE	4	4	4
14	*302H731410	2H731410	SHAFT DLP DRIVE MK	2	2	2
15	*302H731420	2H731420	SHAFT DLP DRIVE CY	2	2	2
⊙ 16	*302H731430	2H731430	GEAR Z68L Z29L MAIN	2	2	2
⊙ 17	*302H731460	2H731460	GEAR Z42R MAIN	4	4	4
⊙ 18	*302H731470	2H731470	GEAR Z48L MAIN	2	2	2
⊙ 19	*302H731490	2H731490	GEAR Z50R MAIN	1	1	1
20	*302H739310	2H739310	GUIDE MAIN DRIVE	1	1	1
⊙ 21	*302H793090	2H793090	PARTS MOTOR DLP	2	2	2
⊙ 22	*302H793100	2H793100	PARTS MOTOR CLN	2	2	2
23	*302JZ31010	2JZ31010	HOLDER MAIN DRIVE	1	1	1
24	*302JZ31020	2JZ31020	PLATE MAIN DRIVE	1	1	1
25	*302JZ31090	2JZ31090	GEAR Z58L Z22L MAIN	2	2	2
⊙ 26	*302JZ31100	2JZ31100	GEAR Z42R Z22L MAIN	2	2	2
⊙ 27	*302JZ31120	2JZ31120	GEAR Z37R MAIN	1	1	1
⊙ 28	*302JZ31170	2JZ31170	GEAR Z27L MAIN	1	1	1
29	*7YZM610003++H01	YZ010250	ACCESS SADDLE	1	1	1
30	302H746220	2H746220	WIRE RUB/DLP MOT	1	1	1
31	303LL02330	3LL02330	HOLDER WIRE D	3	3	3

Ref. No.	Part.No.	Alternative.	Description	Quantity		
				120	230	240
101	7BB700306H	BB105590	+BIND T.T S SCREW 3X6 SR			
102	7BB100408H1	BB105830	+BIND T.T S SCREW 4X8			
103	C2894950	C2894950	SHIM 6.2-0.13T			
104	5MBP2012WXSP	E0020120	SPRING PIN / M2 X 12 S-BLK			
105	E5125120	E5125120	PARALLEL PIN H7A 2.5X12 SUS			
106	7BB100408H	BB048820	+BIND T.T S SCREW 4X8			

- Parts with "*" are component parts or sub-assemblies of the assembly appearing immediately above them.
- Parts with "⊙" indicate regular maintenance parts.

- Parts with "••" are component parts or sub-assembly with "•" appearing immediately above them.

FIG. 21 Drive Section 2 (40/40, 50/40 ppm)

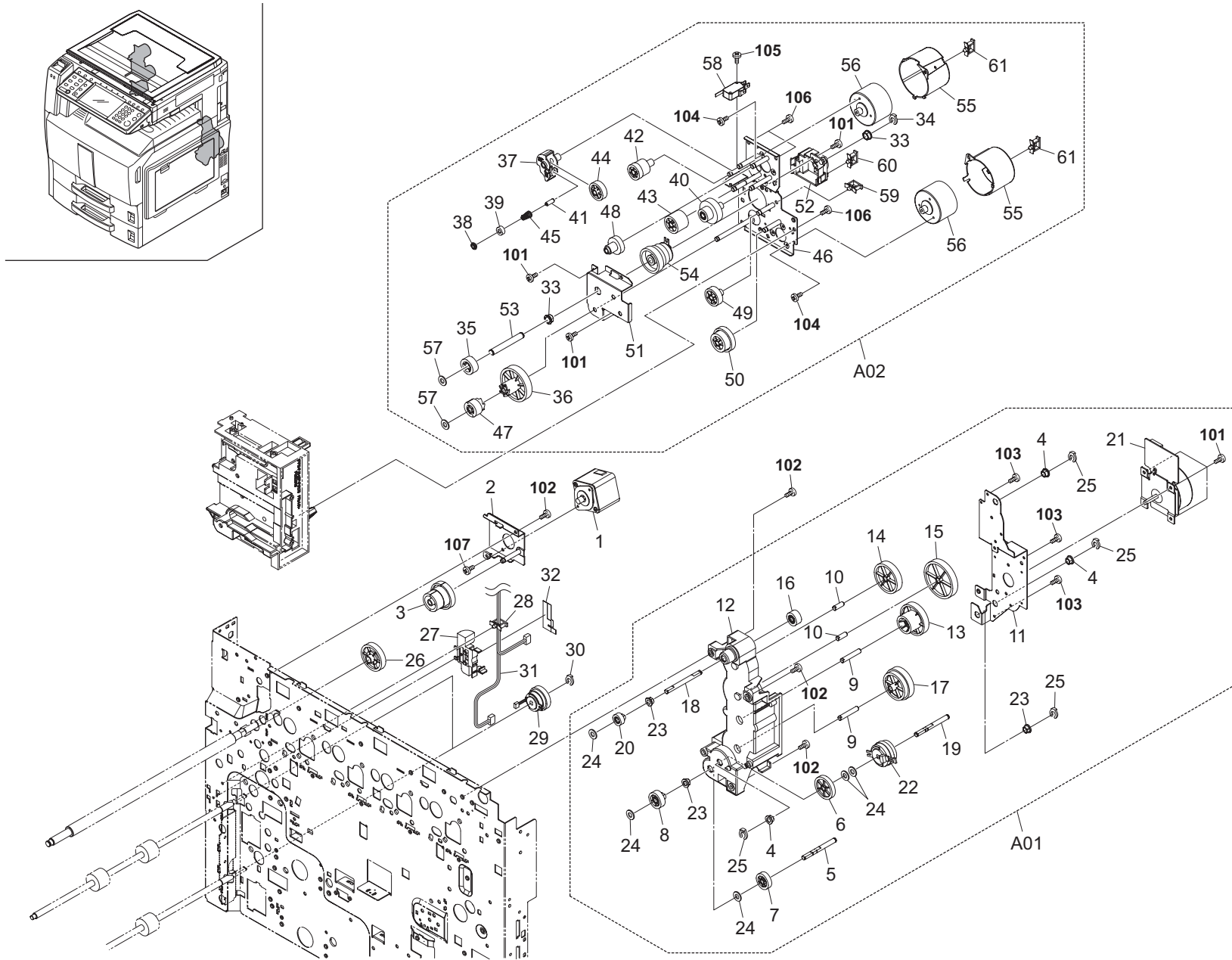


FIG. 21 Drive Section 2 (40/40, 50/40 ppm)

2JZ/2JX/2JV/2H7-1

	Ref. No.	Part.No.	Alternative.	Description	Quantity		
					120	230	240
⊙	1	302H744100	2H744100	MOTOR IMAGE	1	1	1
	2	302JD31110	2JD31110	PLATE DRIVE TC	1	1	1
⊙	3	302JD31240	2JD31240	GEAR Z72L Z30L TC	1	1	1
⊙	A01	302H793110	2H793110	PARTS MPF DRIVE H	1	1	1
	4	*2BG22960	2BG22960	BUSH 6	3	3	3
	5	*302FZ31220	2FZ31220	SHAFT BYPASS DRIVE	1	1	1
⊙	6	*302FZ31300	2FZ31300	GEAR Z38R MPF	1	1	1
⊙	7	*302FZ31540	2FZ31540	GEAR Z26L BYPASS	1	1	1
⊙	8	*302FZ31550	2FZ31550	GEAR Z27S BYPASS	1	1	1
	9	*302FZ31710	2FZ31710	PIN MPF DRIVE	2	2	2
	10	*302H731600	2H731600	PIN CONT D	2	2	2
	11	*302H731820	2H731820	PLATE MPF DRIVE	1	1	1
	12	*302H731830	2H731830	HOLDER MPF DRIVE	1	1	1
⊙	13	*302H731840	2H731840	GEAR Z86L Z30L MPF	1	1	1
⊙	14	*302H731850	2H731850	GEAR Z51L	1	1	1
⊙	15	*302H731860	2H731860	GEAR Z64R	1	1	1
⊙	16	*302H731870	2H731870	GEAR Z21R BRS	1	1	1
⊙	17	*302H731890	2H731890	GEAR Z85L-Z47R MPF	1	1	1
	18	*302H731900	2H731900	SHAFT BRS DRIVE	1	1	1
	19	*302H731920	2H731920	SHAFT MPF CL	1	1	1
⊙	20	*302H732090	2H732090	GEAR Z18S BRS	1	1	1
⊙	21	*302H793120	2H793120	PARTS MOTOR MPF	1	1	1
⊙	22	*302H794300	2H794300	PARTS CLUTCH MPF 6	1	1	1
	23	*3CY07080	3CY07080	BUSHING 6	3	3	3
	24	*5MVS665KB001	2BM40060	CUT WASHER	5	5	5
	25	*5MVX111DN003	2A806250	RING STOPPER /A-49 FEED A4	4	4	4
⊙	26	302H731290	2H731290	GEAR Z45R REG	1	1	1
	27	302H702520	2H702520	STOPPER CLUTCH FEED	1	1	1
	28	7YZM610007++H01	YZ023340	ACCESS.SADDLE	1	1	1
⊙	29	302H794250	2H794250	PARTS CLUTCH FEED 25	2	2	2
	30	5MVX111DN003	2A806250	RING STOPPER /A-49 FEED A4	2	2	2
	31	302H746520	2H746520	WIRE FEED CLT	1	1	1
	32	302H702550	2H702550	SHEET STOPPER CLUTCH	1	1	1
⊙	A02	302H793130	2H793130	PARTS FUSER DRIVE UNIT	1	1	1
	33	*2BC06510	2BC06510	BUSHING 8	2	2	2
	34	*2BC06980	2BC06980	STOPPER 5	1	1	1
⊙	35	*302FZ31570	2FZ31570	GEAR Z20L FUSER DRIVE	1	1	1
⊙	36	*302FZ31580	2FZ31580	GEAR Z46 FUSER	1	1	1
	37	*302FZ31671	2FZ31671	JOINT GEAR EXIT	1	1	1
⊙	38	*302FZ31680	2FZ31680	PULLEY EXIT DRIVE	1	1	1
⊙	39	*302FZ31690	2FZ31690	GEAR EXIT Z20	1	1	1
⊙	40	*302FZ31700	2FZ31700	GEAR EXIT Z63 Z21	1	1	1
	41	*302FZ31750	2FZ31750	PIN EXIT	1	1	1
⊙	42	*302FZ31760	2FZ31760	GEAR EXIT Z39Z26	1	1	1
⊙	43	*302FZ31770	2FZ31770	GEAR EXIT Z30 JOINT	1	1	1
⊙	44	*302FZ31780	2FZ31780	GEAR EXIT Z48	1	1	1
	45	*302FZ31790	2FZ31790	SPRING EXIT 60	1	1	1
	46	*302FZ31863	2FZ31863	MOUNT FUSER DRIVE	1	1	1
⊙	47	*302FZ31870	2FZ31870	GEAR Z20 FUSER	1	1	1
⊙	48	*302FZ31910	2FZ31910	GEAR EXIT Z45Z22	1	1	1

- Parts with "*" are component parts or sub-assemblies of the assembly appearing immediately above them.
- Parts with "⊙" indicate regular maintenance parts.

	Ref. No.	Part.No.	Alternative.	Description	Quantity		
					120	230	240
⊙	49	*302FZ31920	2FZ31920	GEAR Z30 FUSER	1	1	1
⊙	50	*302FZ31930	2FZ31930	GEAR Z65-Z29 FUSER	1	1	1
	51	*302FZ32012	2FZ32012	PLATE FUSER DRIVE	1	1	1
	52	*302FZ32023	2FZ32023	HOLDER FUSER CL	1	1	1
	53	*302FZ32030	2FZ32030	SHAFT FUSER DRIVE	1	1	1
⊙	54	*302FZ32041	2FZ32041	CLUTCH FUSER 8	1	1	1
	55	*302H732010	2H732010	COVER FUSER MOTOR	2	2	2
⊙	56	*302H744040	2H744040	MOTOR FUSER	2	2	2
	57	*5MVS665KB001	2BM40060	CUT WASHER	2	2	2
⊙	58	*7SM010303+++H01	SM037910	SW.MICRO	1	1	1
	59	*7YZM610002++H01	YZ010240	ACCESS SADDLE	1	1	1
	60	*7YZM610007++H01	YZ023340	ACCESS.SADDLE	1	1	1
	61	*7YZM610008++H01	YZ037940	ACCESS.SADDLE	2	2	2
	101	7BB100306H	BB046010	+BIND T.T S SCREW 3X6			
	102	7BB100408H	BB048820	+BIND T.T S SCREW 4X8			
	103	7BB200308H	BB105660	+BIND T.T P SCREW 3X8			
	104	7BB007303H	BB105750	+TP-CUP M SCREW 3X3			
	105	7BB700316H	BB106910	+BIND T.T S SCREW 3X16 SR			
	106	7BB200410H	BB105700	+BIND T.T P SCREW 4X10			
	107	7BB000305H	BB063450	+BIND M SCREW 3X5			

- Parts with "•" are component parts or sub-assembly with "•" appearing immediately above them.

FIG. 21 Drive Section 2 (25/25, 30/30 ppm)

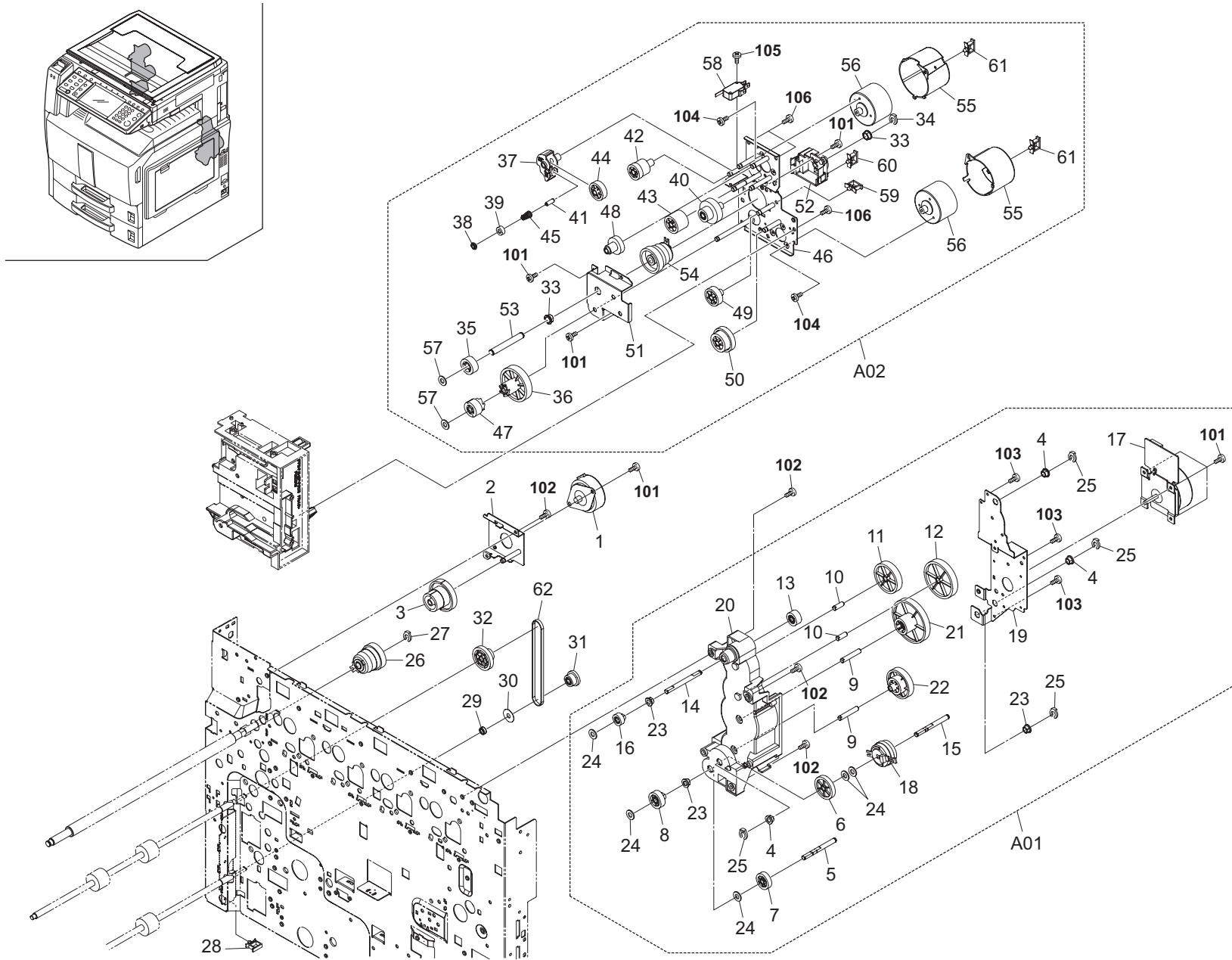


FIG. 21 Drive Section 2 (25/25, 30/30 ppm)

2JZ/2JX/2JV/2H7-1

Ref. No.	Part.No.	Alternative.	Description	Quantity		
				120	230	240
⊙ 1	302JZ44030	2JZ44030	MOTOR IMAGE	1	1	1
2	302FZ31150	2FZ31150	PLATE DRIVE TC	1	1	1
⊙ 3	302FZ31560	2FZ31560	GEAR Z84L Z30L TC	1	1	1
⊙ A01	302JZ93050	2JZ93050	PARTS MPF DRIVE L	1	1	1
4	*2BG22960	2BG22960	BUSH 6	3	3	3
5	*302FZ31220	2FZ31220	SHAFT BYPASS DRIVE	1	1	1
⊙ 6	*302FZ31300	2FZ31300	GEAR Z38R MPF	1	1	1
⊙ 7	*302FZ31540	2FZ31540	GEAR Z26L BYPASS	1	1	1
⊙ 8	*302FZ31550	2FZ31550	GEAR Z27S BYPASS	1	1	1
9	*302FZ31710	2FZ31710	PIN MPF DRIVE	2	2	2
10	*302H731600	2H731600	PIN CONT D	2	2	2
⊙ 11	*302H731850	2H731850	GEAR Z51L	1	1	1
⊙ 12	*302H731860	2H731860	GEAR Z64R	1	1	1
⊙ 13	*302H731870	2H731870	GEAR Z21R BRS	1	1	1
14	*302H731900	2H731900	SHAFT BRS DRIVE	1	1	1
15	*302H731920	2H731920	SHAFT MPF CL	1	1	1
⊙ 16	*302H732090	2H732090	GEAR Z18S BRS	1	1	1
⊙ 17	*302H793120	2H793120	PARTS MOTOR MPF	1	1	1
⊙ 18	*302H794300	2H794300	PARTS CLUTCH MPF 6	1	1	1
19	*302JZ31510	2JZ31510	PLATE MPF DRIVE	1	1	1
20	*302JZ31520	2JZ31520	HOLDER MPF DRIVE	1	1	1
⊙ 21	*302JZ31530	2JZ31530	GEAR Z120L Z27L MPF	1	1	1
⊙ 22	*302JZ31570	2JZ31570	GEAR Z80L-Z28R MPF	1	1	1
23	*3CY07080	3CY07080	BUSHING 6	3	3	3
24	*5MVS665KB001	2BM40060	CUT WASHER	5	5	5
25	*5MVX111DN003	2A806250	RING STOPPER /A-49 FEED A4	4	4	4
26	302JZ44020	2JZ44020	CLUTCH REGIST	1	1	1
27	2BC06980	2BC06980	STOPPER 5	1	1	1
28	7YZM610007++H01	YZ023340	ACCESS SADDLE	1	1	1
29	3HL10170	3HL10170	COLLAR EJECT	1	1	1
30	302FZ29140	2FZ29140	COLLAR DU PULLEY	1	1	1
⊙ 31	302FZ31730	2FZ31730	PULLEY 26 FEED	1	1	1
⊙ 32	302FZ31520	2FZ31520	GEAR Z38R DSK	1	1	1
⊙ A02	302H793130	2H793130	PARTS FUSER DRIVE UNIT	1	1	1
33	*2BC06510	2BC06510	BUSHING 8	2	2	2
34	*2BC06980	2BC06980	STOPPER 5	1	1	1
⊙ 35	*302FZ31570	2FZ31570	GEAR Z20L FUSER DRIVE	1	1	1
⊙ 36	*302FZ31580	2FZ31580	GEAR Z46 FUSER	1	1	1
37	*302FZ31671	2FZ31671	JOINT GEAR EXIT	1	1	1
⊙ 38	*302FZ31680	2FZ31680	PULLEY EXIT DRIVE	1	1	1
⊙ 39	*302FZ31690	2FZ31690	GEAR EXIT Z20	1	1	1
⊙ 40	*302FZ31700	2FZ31700	GEAR EXIT Z63 Z21	1	1	1
41	*302FZ31750	2FZ31750	PIN EXIT	1	1	1
⊙ 42	*302FZ31760	2FZ31760	GEAR EXIT Z39Z26	1	1	1
⊙ 43	*302FZ31770	2FZ31770	GEAR EXIT Z30 JOINT	1	1	1
⊙ 44	*302FZ31780	2FZ31780	GEAR EXIT Z48	1	1	1
45	*302FZ31790	2FZ31790	SPRING EXIT 60	1	1	1
46	*302FZ31863	2FZ31863	MOUNT FUSER DRIVE	1	1	1
⊙ 47	*302FZ31870	2FZ31870	GEAR Z20 FUSER	1	1	1
⊙ 48	*302FZ31910	2FZ31910	GEAR EXIT Z45Z22	1	1	1

Ref. No.	Part.No.	Alternative.	Description	Quantity		
				120	230	240
⊙ 49	*302FZ31920	2FZ31920	GEAR Z30 FUSER	1	1	1
⊙ 50	*302FZ31930	2FZ31930	GEAR Z65-Z29 FUSER	1	1	1
51	*302FZ32012	2FZ32012	PLATE FUSER DRIVE	1	1	1
52	*302FZ32023	2FZ32023	HOLDER FUSER CL	1	1	1
53	*302FZ32030	2FZ32030	SHAFT FUSER DRIVE	1	1	1
⊙ 54	*302FZ32041	2FZ32041	CLUTCH FUSER 8	1	1	1
55	*302H732010	2H732010	COVER FUSER MOTOR	2	2	2
⊙ 56	*302H744040	2H744040	MOTOR FUSER	2	2	2
57	*5MVS665KB001	2BM40060	CUT WASHER	2	2	2
⊙ 58	*7SM010303+++H01	SM037910	SW.MICRO	1	1	1
59	*7YZM610002++H01	YZ010240	ACCESS SADDLE	1	1	1
60	*7YZM610007++H01	YZ023340	ACCESS.SADDLE	1	1	1
61	*7YZM610008++H01	YZ037940	ACCESS.SADDLE	2	2	2
⊙ 62	302FZ31260	2FZ31260	BELT FEED DRIVE	1	1	1
101	7BB100306H	BB046010	+BIND T.T S SCREW 3X6			
102	7BB100408H	BB048820	+BIND T.T S SCREW 4X8			
103	7BB200308H	BB105660	+BIND T.T P SCREW 3X8			
104	7BB007303H	BB105750	+TP-CUP M SCREW 3X3			
105	7BB700316H	BB106910	+BIND T.T S SCREW 3X16 SR			
106	7BB200410H	BB105700	+BIND T.T P SCREW 4X10			

- Parts with "*" are component parts or sub-assemblies of the assembly appearing immediately above them.
- Parts with "⊙" indicate regular maintenance parts.

- Parts with "••" are component parts or sub-assembly with "•" appearing immediately above them.

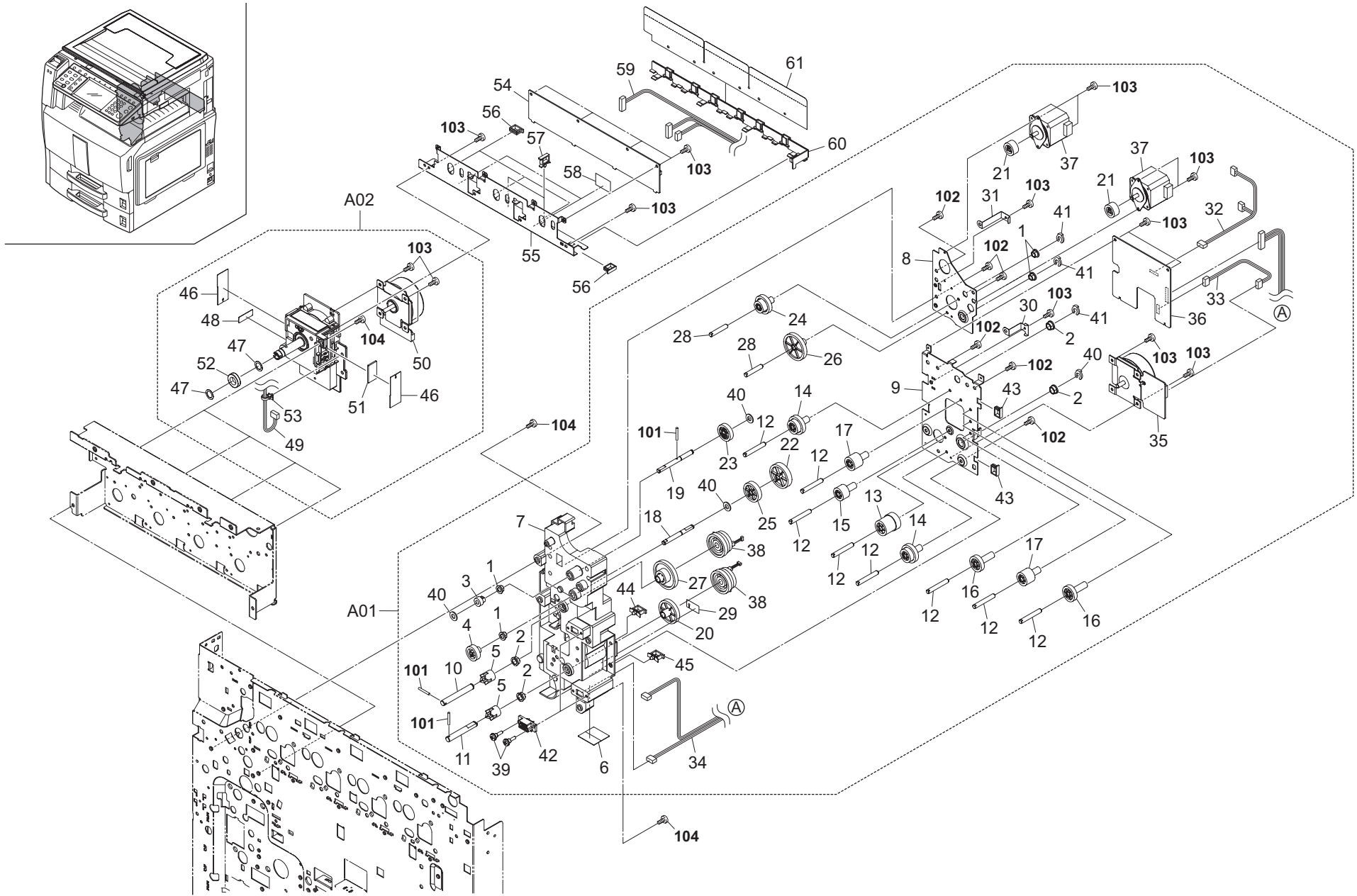


FIG. 22 Drive Section 3 (40/40, 50/40 ppm)

2JZ/2JX/2JV/2H7-1

	Ref. No.	Part.No.	Alternative.	Description	Quantity		
					120	230	240
⊙	A01	302H793030	2H793030	PARTS FEED DRIVE H	1	1	1
	1	*2BG22960	2BG22960	BUSH 6	4	4	4
	2	*2BG22980	2BG22980	BUSH 8	4	4	4
⊙	3	*302FZ31440	2FZ31440	GEAR Z14R LSU	1	1	1
⊙	4	*302FZ31800	2FZ31800	GEAR Z25R JOINT	1	1	1
	5	*302FZ32070	2FZ32070	COUPLING PAPER FEED	2	2	2
	6	*302H731100	2H731100	SHEEL FEED DRIVE	1	1	1
	7	*302H731110	2H731110	HOLDER FEED DRIVE	1	1	1
	8	*302H731120	2H731120	PLATE REGIST	1	1	1
	9	*302H731130	2H731130	PLATE FEED	1	1	1
	10	*302H731140	2H731140	SHAFT FEED DRIVE A	1	1	1
	11	*302H731150	2H731150	SHAFT FEED DRIVE B	1	1	1
	12	*302H731160	2H731160	PIN FEED DRIVE	8	8	8
⊙	13	*302H731170	2H731170	GEAR Z47L Z26L FEED	1	1	1
⊙	14	*302H731180	2H731180	GEAR Z32R Z23R FEED	2	2	2
⊙	15	*302H731190	2H731190	GEAR Z22R FEED	1	1	1
⊙	16	*302H731200	2H731200	GEAR Z27R FEED	2	2	2
⊙	17	*302H731210	2H731210	GEAR Z23L FEED	2	2	2
	18	*302H731220	2H731220	SHAFT MIDDLE DRIVE	1	1	1
	19	*302H731230	2H731230	SHAFT LSU DRIVE	1	1	1
⊙	20	*302H731240	2H731240	GEAR Z42L FEED	1	1	1
⊙	21	*302H731250	2H731250	GEAR Z22L MOTOR	2	2	2
⊙	22	*302H731260	2H731260	GEAR Z43R MIDDLE	1	1	1
⊙	23	*302H731280	2H731280	GEAR Z29R MIDDLE	1	1	1
⊙	24	*302H731720	2H731720	GEAR Z32R Z20L MIDDLE	1	1	1
⊙	25	*302H731730	2H731730	GEAR Z34L MIDDLE	1	1	1
⊙	26	*302H731740	2H731740	GEAR Z48R MIDDLE	1	1	1
⊙	27	*302H731750	2H731750	GEAR Z51L Z23L FEED	1	1	1
	28	*302H731810	2H731810	PIN DRIVE MIDDLE	2	2	2
	29	*302H732230	2H732230	SHEET WIRE CL	1	1	1
	30	*302H739110	2H739110	PLATE EARTH FEED	1	1	1
	31	*302H739150	2H739150	PLATE EARTH MIDDLE	1	1	1
	32	*302H746480	2H746480	WIRE REG/ROL MOT	1	1	1
	33	*302H746490	2H746490	WIRE FEED MOT	1	1	1
	34	*302H746530	2H746530	WIRE CASSETTE	1	1	1
⊙	35	*302H793040	2H793040	PARTS MOTOR FEED	1	1	1
⊙	36	*302H794100	2H794100	PARTS PWB FEED ASSY SP	1	1	1
⊙	37	*302H794230	2H794230	PARTS MOTOR REGIST	2	2	2
⊙	38	*302H794240	2H794240	PARTS CLUTCH FEED 50	2	2	2
	39	*302JF31010	2JF31010	STUD SCREW 435	4	4	4
	40	*5MVS665KB001	2BM40060	CUT WASHER	3	3	3
	41	*5MVX111DN003	2A806250	RING STOPPER /A-49 FEED A4	4	4	4
	42	*7YCC08B2046+H02	YC026130	CONNECTOR	2	2	2
	43	*7YZM210006++H01	YZ038000	ACCESS.EDGING	2	2	2
	44	*7YZM610003++H01	YZ010250	ACCESS SADDLE	1	1	1
	45	*7YZM610008++H01	YZ037940	ACCESS SADDLE	1	1	1
⊙	A02	302H793330	2H793330	PARTS DRUM DRIVE H UNIT	4	4	4
	46	*302H731390	2H731390	COVER DRUM SENSOR	8	8	8
	47	*302H731990	2H731990	CUT WASHER 10	8	8	8
	48	*302H732020	2H732020	SEAL DRUM DRIVE	4	4	4

	Ref. No.	Part.No.	Alternative.	Description	Quantity		
					120	230	240
⊙	49	*302H746750	2H746750	WIRE DRUM MOT	4	4	4
	50	*302H793080	2H793080	PARTS MOTOR DRUM	4	4	4
	51	*302JZ31330	2JZ31330	SHEET DRUM SENSOR	4	4	4
	52	*7BE6801ZZ+++H01	BE058150	BEARING 6801ZZ	4	4	4
	53	*7YZM410001++H01	YZ037950	ACCESS.BAND	4	4	4
⊙	54	302H794090	2H794090	PARTS PWB MOTOR CONTROL ASSY SP	1	1	1
	55	302H739210	2H739210	PLATE MOTOR PWB	1	1	1
	56	7YZM210005++H01	YZ037990	ACCESS.EDGING	4	4	4
	57	7YZM610001++H01	YZ010230	ACCESS SADDLE	2	2	2
	58	7ZS46175001+H01	ZS106120	THERMAL SHEET	2	2	2
	59	302H746290	2H746290	WIRE MOT CONTROL	1	1	1
	60	302H739230	2H739230	COVER MOTOR PWB	1	1	1
	61	302H739240	2H739240	SHEET MOTOR PWB	1	1	1
	101	5MBP2012WXSP	E0020120	SPRING PIN / M2 X 12 S-BLK			
	102	7BB200410H	BB105700	+BIND T.T P SCREW 4X10			
	103	7BB100306H	BB046010	+BIND T.T S SCREW 3X6			
	104	7BB700410H	BB107090	+BIND T.T S SCREW 4X10 SR			

- Parts with "*" are component parts or sub-assemblies of the assembly appearing immediately above them.
- Parts with "⊙" indicate regular maintenance parts.

- Parts with "••" are component parts or sub-assembly with "•" appearing immediately above them.

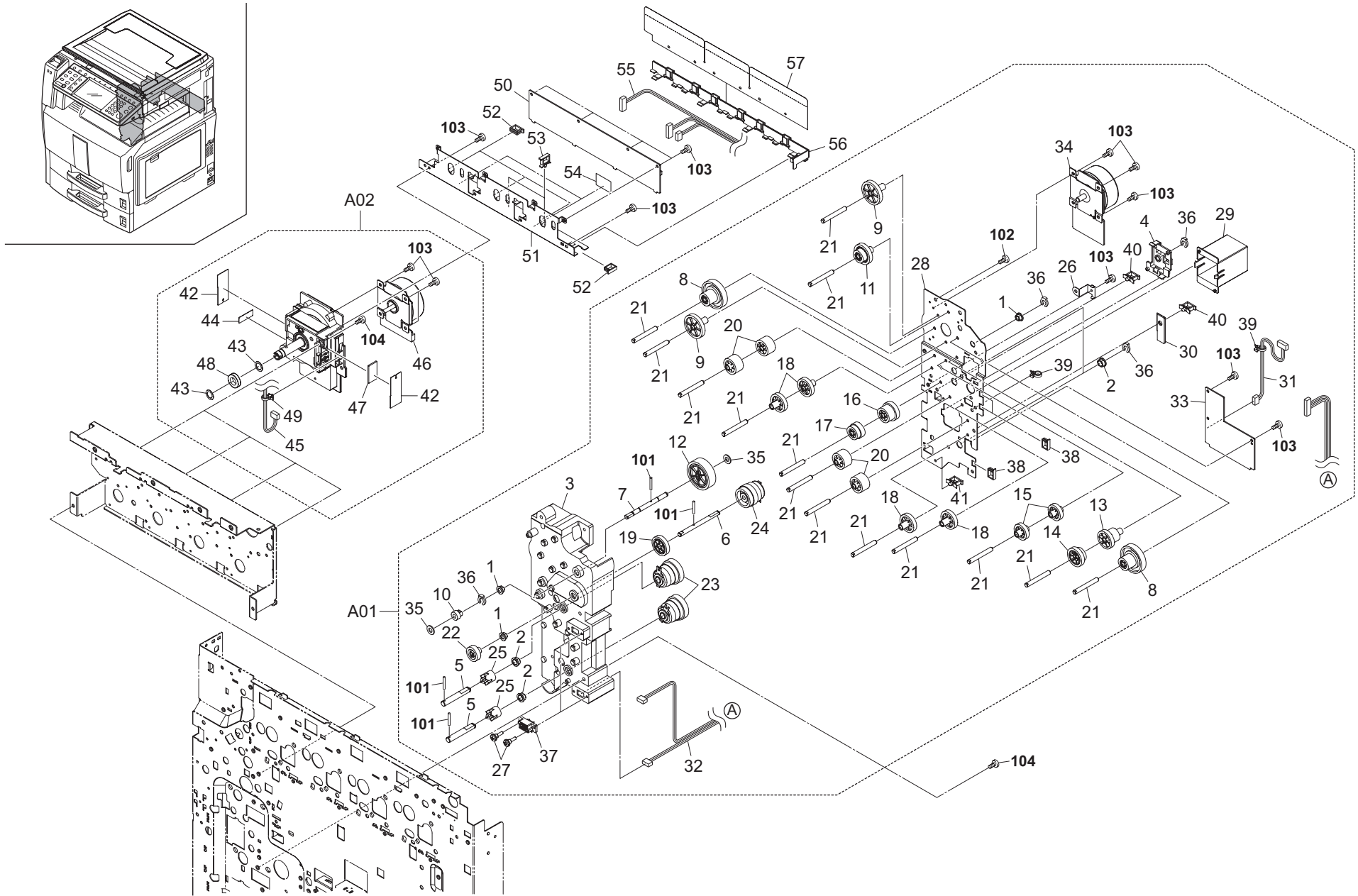


FIG. 22 Drive Section 3 (25/25, 30/30 ppm)

2JZ/2JX/2JV/2H7-1

Ref. No.	Part.No.	Alternative.	Description	Quantity		
				120	230	240
⊙ A01	302JZ93030	2JZ93030	PARTS FEED DRIVE L	1	1	1
1	*2BG22960	2BG22960	BUSH 6	3	3	3
2	*2BG22980	2BG22980	BUSH 8	4	4	4
3	*302FZ31131	2FZ31131	HOLDER FEED DRIVE	1	1	1
4	*302FZ31170	2FZ31170	HOLDER CLUTCH	1	1	1
5	*302FZ31200	2FZ31200	SHAFT FEED DRIVE	2	2	2
6	*302FZ31210	2FZ31210	SHAFT FEED 2 DRIVE	1	1	1
7	*302FZ31240	2FZ31240	SHAFT LSU DRIVE	1	1	1
8	*302FZ31420	2FZ31420	GEAR Z81L-Z22R	2	2	2
⊙ 9	*302FZ31430	2FZ31430	GEAR Z42L	2	2	2
⊙ 10	*302FZ31440	2FZ31440	GEAR Z14R LSU	1	1	1
⊙ 11	*302FZ31450	2FZ31450	GEAR Z36L-Z22R REG	1	1	1
⊙ 12	*302FZ31460	2FZ31460	GEAR Z52L LSU	1	1	1
⊙ 13	*302FZ31470	2FZ31470	GEAR Z33R-Z23R CL	1	1	1
⊙ 14	*302FZ31480	2FZ31480	GEAR Z33R-Z23R FEED	1	1	1
⊙ 15	*302FZ31490	2FZ31490	GEAR Z28L	2	2	2
⊙ 16	*302FZ31500	2FZ31500	GEAR Z32L-Z26R FEED CL	1	1	1
⊙ 17	*302FZ31510	2FZ31510	GEAR Z26R-Z23L FEED CL	1	1	1
⊙ 18	*302FZ31530	2FZ31530	GEAR Z32L	4	4	4
⊙ 19	*302FZ31590	2FZ31590	GEAR Z35L CL	1	1	1
⊙ 20	*302FZ31600	2FZ31600	GEAR Z28R	4	4	4
21	*302FZ31740	2FZ31740	PIN DRIVE FEED	14	14	14
⊙ 22	*302FZ31800	2FZ31800	GEAR Z25R JOINT	1	1	1
⊙ 23	*302FZ31811	2FZ31811	CLUTCH REGIST 8	2	2	2
⊙ 24	*302FZ31821	2FZ31821	CLUTCH FEED 6	1	1	1
25	*302FZ32070	2FZ32070	COUPLING PAPER FEED	2	2	2
26	*302FZ39720	2FZ39720	PLATE EARTH FEED	1	1	1
27	*302JF31010	2JF31010	STUD SCREW 435	4	4	4
28	*302JZ31310	2JZ31310	PLATE FEED DRIVE	1	1	1
29	*302JZ31320	2JZ31320	SHIELD FEED DRIVE	1	1	1
30	*302JZ31340	2JZ31340	SHEEL FEED DRIVE	1	1	1
31	*302JZ46030	2JZ46030	WIRE FEED MOT (L)	1	1	1
32	*302JZ46130	2JZ46130	WIRE CASSETTE (L)	1	1	1
⊙ 33	*302JZ94030	2JZ94030	PARTS PWB FEED ASSY SP	1	1	1
⊙ 34	*302JZ94040	2JZ94040	PARTS MOTOR FEED	1	1	1
35	*5MVS665KB001	2BM40060	CUT WASHER	2	2	2
36	*5MVX111DN003	2A806250	RING STOPPER /A-49 FEED A4	5	5	5
37	*7YCC08B2046+H02	YC026130	CONNECTOR	2	2	2
38	*7YZM210006+++H01	YZ038000	ACCESS.EDGING	3	3	3
39	*7YZM410001+++H01	YZ037950	ACCESS.BAND	2	2	2
40	*7YZM610003+++H01	YZ010250	ACCESS SADDLE	2	2	2
41	*7YZM610008+++H01	YZ037940	ACCESS.SADDLE	1	1	1
⊙ A02	302JZ93120	2JZ93120	PARTS DRUM DRIVE L UNIT	4	4	4
42	*302H731390	2H731390	COVER DRUM SENSOR	8	8	8
43	*302H731990	2H731990	CUT WASHER 10	8	8	8
44	*302H732020	2H732020	SEAL DRUM DRIVE	4	4	4
45	*302H746750	2H746750	WIRE DRUM MOT	4	4	4
⊙ 46	*302H793080	2H793080	PARTS MOTOR DRUM	4	4	4
47	*302JZ31330	2JZ31330	SHEET DRUM SENSOR	4	4	4
48	*7BE6801ZZ+++H01	BE058150	BEARING 6801ZZ	4	4	4

- Parts with "*" are component parts or sub-assemblies of the assembly appearing immediately above them.
- Parts with "⊙" indicate regular maintenance parts.

Ref. No.	Part.No.	Alternative.	Description	Quantity		
				120	230	240
⊙ 49	*7YZM410001+++H01	YZ037950	ACCESS.BAND	4	4	4
50	302H794090	2H794090	PARTS PWB MOTOR CONTROL ASSY SP	1	1	1
51	302H739210	2H739210	PLATE MOTOR PWB	1	1	1
52	7YZM210005+++H01	YZ037990	ACCESS.EDGING	4	4	4
53	7YZM610001+++H01	YZ010230	ACCESS SADDLE	2	2	2
54	7ZS46175001+H01	ZS106120	THERMAL SHEET	2	2	2
55	302H746290	2H746290	WIRE MOT CONTROL	1	1	1
56	302H739230	2H739230	COVER MOTOR PWB	1	1	1
57	302H739240	2H739240	SHEET MOTOR PWB	1	1	1
101	5MBP2012WXSP	E0020120	SPRING PIN / M2 X 12 S-BLK			
102	7BB200410H	BB105700	+BIND T.T P SCREW 4X10			
103	7BB100306H	BB046010	+BIND T.T S SCREW 3X6			
104	7BB700410H	BB107090	+BIND T.T S SCREW 4X10 SR			

- Parts with "•" are component parts or sub-assembly with "•" appearing immediately above them.

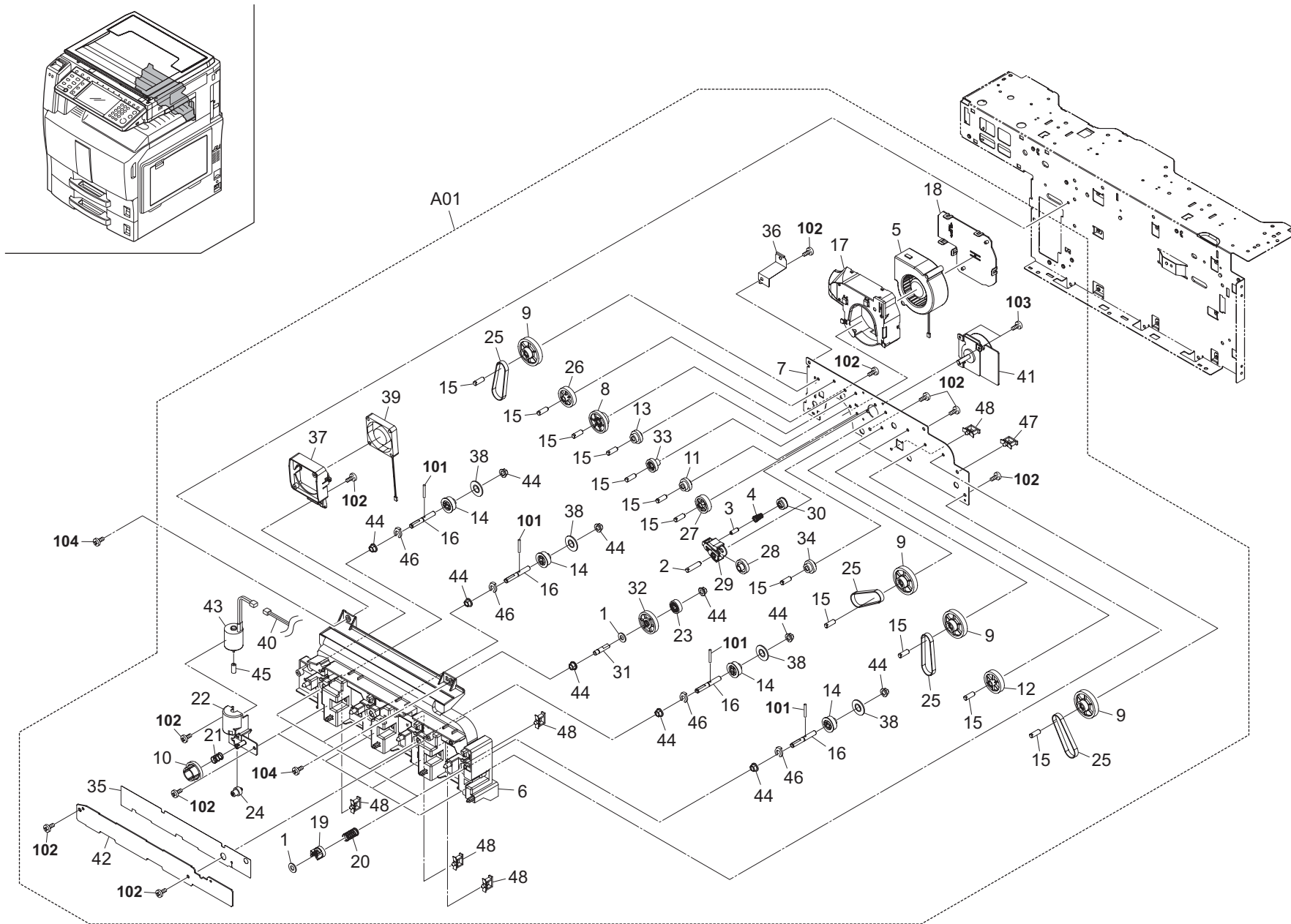


FIG. 23 Drive Section 4

2JZ/2JX/2JV/2H7-1

	Ref. No.	Part.No.	Alternative.	Description	Quantity		
					120	230	240
⊙	A01	302H793460	2H793460	PARTS CONT DRIVE UNIT(A)	1		
⊙	A01	302H793440	2H793440	PARTS CONT DRIVE UNIT(E)		1	
⊙	A01	302H793210	2H793210	PARTS CONT DRIVE UNIT			1
	1	*2BG22990	2BG22990	CUT WASHER 4	5	5	5
	2	*302FZ31720	2FZ31720	PIN MAIN DRIVE	1	1	1
	3	*302FZ31750	2FZ31750	PIN EXIT	1	1	1
	4	*302FZ31790	2FZ31790	SPRING EXIT 60	1	1	1
⊙	5	*302FZ44020	2FZ44020	FAN COOLING DLP 70	1	1	1
	6	*302H731510	2H731510	HOLDER CONT DRIVE	1	1	1
	7	*302H731520	2H731520	PLATE CONT DRIVE	1	1	1
⊙	8	*302H731530	2H731530	GEAR Z61L Z21 CONT D	1	1	1
⊙	9	*302H731540	2H731540	GEAR Z49 P26 CONT D	4	4	4
⊙	10	*302H731550	2H731550	GEAR Z55 CONT D	4	4	4
⊙	11	*302H731560	2H731560	GEAR Z34L Z22R	1	1	1
⊙	12	*302H731570	2H731570	GEAR Z39 CONT D	1	1	1
⊙	13	*302H731580	2H731580	GEAR Z34L Z22L CONT D	1	1	1
	14	*302H731590	2H731590	PULLEY 32 CONT D	4	4	4
	15	*302H731600	2H731600	PIN CONT D	12	12	12
	16	*302H731610	2H731610	SHAFT PADDLE CONT D	4	4	4
	17	*302H731620	2H731620	DUCT CONT D	1	1	1
	18	*302H731630	2H731630	COVER DUCT CONT D	1	1	1
	19	*302H731640	2H731640	COUPLING CONT D	4	4	4
	20	*302H731650	2H731650	SPRING PADDLE CONT D	4	4	4
	21	*302H731660	2H731660	SPRING SPIRAL CONT D	4	4	4
	22	*302H731690	2H731690	HOLDER SPIRAL DRIVE H	4	4	4
⊙	23	*302H731700	2H731700	GEAR Z21 CONT	1	1	1
	24	*302H731710	2H731710	WORM WHEEL 22-Z14	4	4	4
⊙	25	*302H731760	2H731760	BELT CONT D	4	4	4
⊙	26	*302H731780	2H731780	GEAR Z34 CONT D	1	1	1
⊙	27	*302H731790	2H731790	GERA Z46L CONT D	1	1	1
⊙	28	*302H731930	2H731930	GEAR Z38L CONT D	1	1	1
	29	*302H731950	2H731950	HOLDER JOINT CNG	1	1	1
⊙	30	*302H731970	2H731970	GEAR Z28R JOINT	1	1	1
	31	*302H732030	2H732030	SHAFT OWCE CONT D	1	1	1
⊙	32	*302H732040	2H732040	GEAR Z61L OW	1	1	1
⊙	33	*302H732050	2H732050	GEAR Z34L CONT D	1	1	1
⊙	34	*302H732070	2H732070	GEAR Z34R Z22R CONT D	1	1	1
	35	*302H732170	2H732170	SHEET WIRE CONT D	1	1	1
	36	*302H732180	2H732180	PLATE EARTH CONT D	1	1	1
	37	*302H732200	2H732200	CASE FAN CONT D	1	1	1
	38	*302H732210	2H732210	COLLAR PULLEY CONT D	4	4	4
⊙	39	*302H744080	2H744080	FAN COOLING FRONT	1	1	1
	40	*302H746180	2H746180	WIRE CONTAIN MOT	1	1	1
⊙	41	*302H793100	2H793100	PARTS MOTOR CLN	1	1	1
⊙	42	*302H794170	2H794170	PARTS PWB RFID ASSY SP	1	1	1
⊙	43	*302H794440	2H794440	PARTS DC MOTOR ASSY	4	4	4
	44	*3CY07080	3CY07080	BUSHING 6	10	10	10
⊙	45	*5MVG115DB002	2BM14540	GEAR WORM /48390M0062 A4	4	4	4
	46	*5MVX111DN003	2A806250	RING STOPPER /A-49 FEED A4	4	4	4
	47	*7YZM610002++H01	YZ010240	ACCESS SADDLE	1	1	1
	48	*7YZM610007++H01	YZ023340	ACCESS.SADDLE	5	5	5

	Ref. No.	Part.No.	Alternative.	Description	Quantity		
					120	230	240
	101	5MBP2012WXSP	E0020120	SPRING PIN / M2 X 12 S-BLK			
	102	7BB200410H	BB105700	+BIND T.T P SCREW 4X10			
	103	7BB100306H	BB046010	+BIND T.T S SCREW 3X6			
	104	7BB700410H	BB107090	+BIND T.T S SCREW 4X10 SR			

- Parts with "*" are component parts or sub-assemblies of the assembly appearing immediately above them.
- Parts with "⊙" indicate regular maintenance parts.

- Parts with "••" are component parts or sub-assembly with "•" appearing immediately above them.

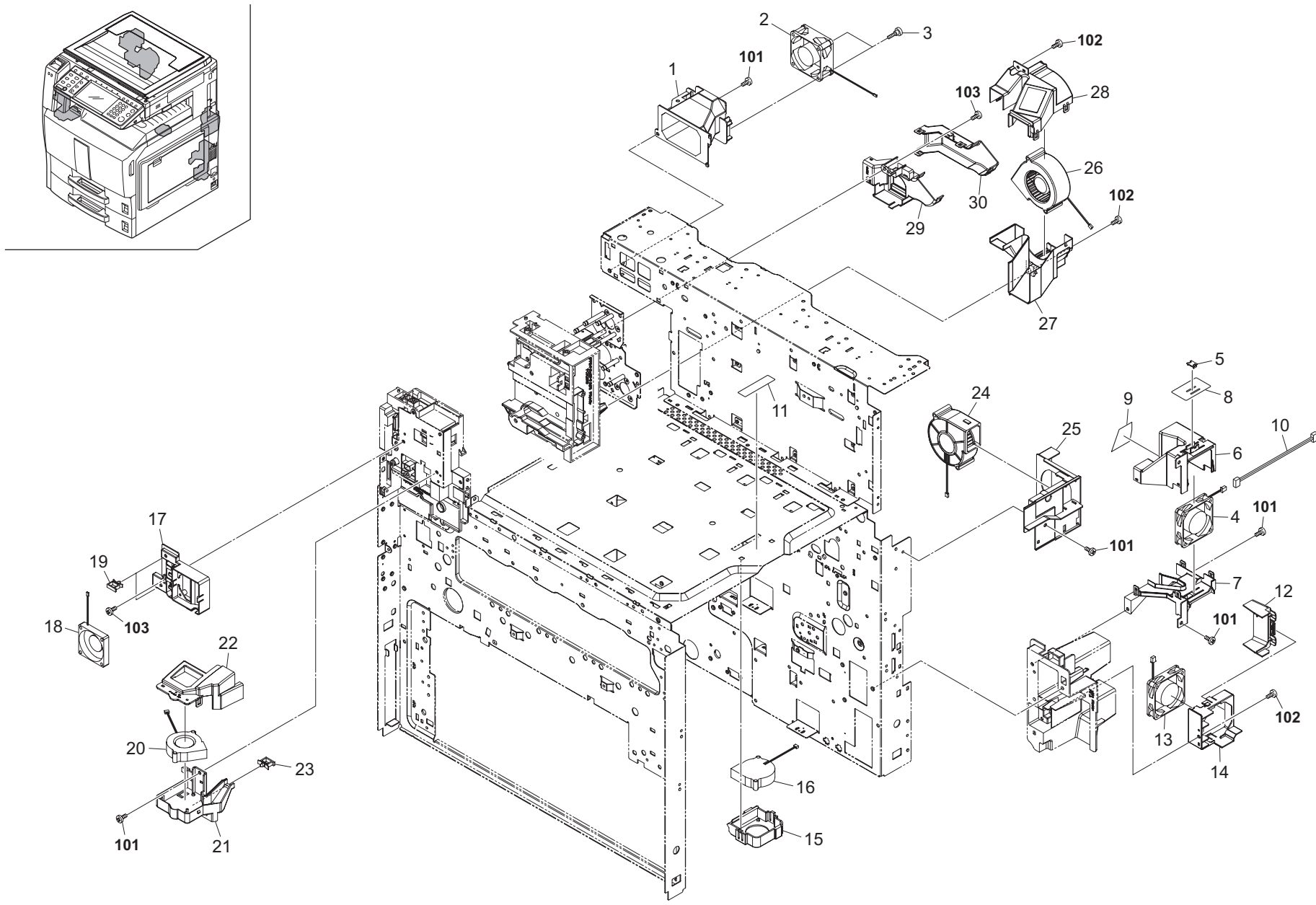


FIG. 24 Cooling Section

2JZ/2JX/2JV/2H7-1

Ref. No.	Part.No.	Alternative.	Description	Quantity		
				120	230	240
1	302H733380	2H733380	DUCT EXIT REAR	1	1	1
2	2FB27190	2FB27190	FAN 60 COOLING	1	1	1
3	302H733430	2H733430	SCREW FAN	2	2	2
4	2FB27190	2FB27190	FAN 60 COOLING	1	1	1
5	302H017230	2H017230	LID GUIDE WIRE C	1	1	1
6	302H733090	2H733090	DUCT FAN VU UPPER	1	1	1
7	302H733100	2H733100	DUCT FAN VU LOWER	1	1	1
8	302H733220	2H733220	SHEET STOPPER WIRE VU	1	1	1
9	302H733590	2H733590	SHEET FAN VU	1	1	1
10	302H746970	2H746970	WIRE FAN LVU	1	1	1
11	302H733530	2H733530	SHEET FUN GUIDE	1	1	1
12	302H733210	2H733210	DUCT FAN PS2	1	1	1
13	302FZ44060	2FZ44060	FAN COOLING CONVEYING	1	1	1
14	302H733180	2H733180	DUCT FAN PS	1	1	1
15	302H733110	2H733110	MOUNT FAN IMAGE	1	1	1
16	302H744070	2H744070	FAN IMAGE	1	1	1
17	302H733190	2H733190	DUCT FAN FRONT	1	1	1
18	302H744080	2H744080	FAN COOLING FRONT	1	1	1
19	7YZM610002++H01	YZ010240	ACCESS SADDLE	2	2	2
20	302FZ44010	2FZ44010	FAN IMAGE	1	1	1
21	302H733130	2H733130	MOUNT FAN CONT BK	1	1	1
22	302H733140	2H733140	COVER FAN CONT BK	1	1	1
23	7YZM610007++H01	YZ023340	ACCESS.SADDLE	1	1	1
24	302FZ44020	2FZ44020	FAN COOLING DLP 70	1	1	1
25	302H733390	2H733390	DUCT COOLING FAN	1	1	1
26	302FZ44020	2FZ44020	FAN COOLING DLP 70	1	1	1
27	302H733010	2H733010	DUCT EXIT LOWER	1	1	1
28	302H733020	2H733020	DUCT EXIT UPPER	1	1	1
29	302H733030	2H733030	DUCT PU FRONT	1	1	1
30	302H733040	2H733040	DUCT PU REAR	1	1	1

Ref. No.	Part.No.	Alternative.	Description	Quantity		
				120	230	240
101	7BB100408H	BB048820	+BIND T.T S SCREW 4X8			
102	7BB200410H	BB105700	+BIND T.T P SCREW 4X10			
103	7BB700410H	BB107090	+BIND T.T S SCREW 4X10 SR			

- Parts with "*" are component parts or sub-assemblies of the assembly appearing immediately above them.
- Parts with "⊙" indicate regular maintenance parts.

- Parts with "••" are component parts or sub-assembly with "•" appearing immediately above them.

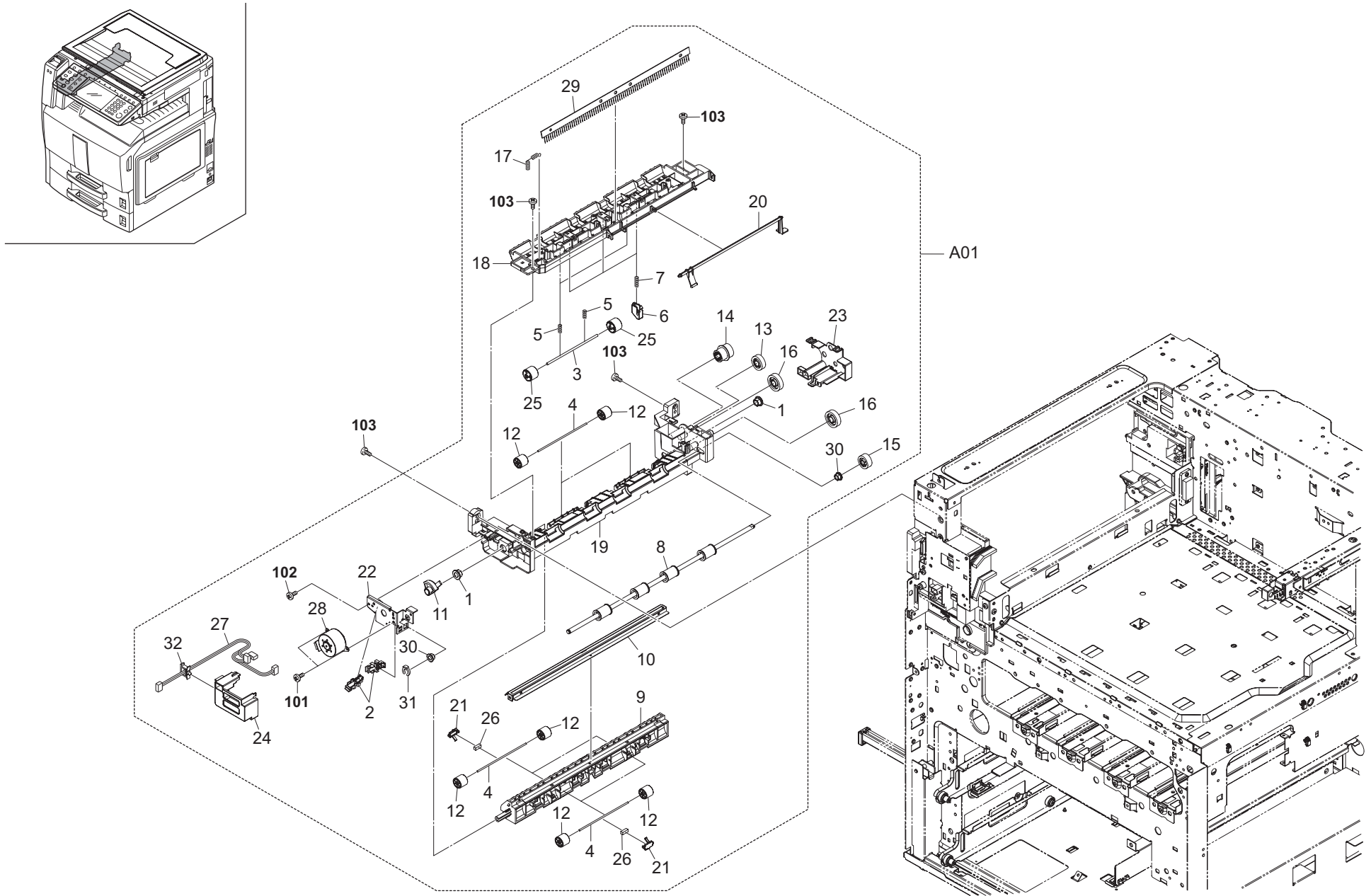


FIG. 25 Exit Section

2JZ/2JX/2JV/2H7-1

Ref. No.	Part.No.	Alternative.	Description	Quantity		
				120	230	240
⊙ A01	302H793140	2H793140	PARTS EXIT UNIT	1	1	1
1	*2BG22980	2BG22980	BUSH 8	2	2	2
⊙ 2	*2C927210	2C927210	SENSOR 248NL1	2	2	2
3	*302FZ22140	2FZ22140	SHAFT MIDDLE L	2	2	2
4	*302FZ25380	2FZ25380	SHAFT EXIT PULLEY	6	6	6
5	*302FZ28110	2FZ28110	SPRING EXIT PULLEY A	4	4	4
6	*302FZ28260	2FZ28260	EXIT PUSH	3	3	3
7	*302FZ28270	2FZ28270	SPRING EXIT PUSH	3	3	3
8	*302H728010	2H728010	ROLLER EXIT FD	1	1	1
9	*302H728020	2H728020	GUIDE EXIT ROTARY	1	1	1
10	*302H728030	2H728030	PLATE GUIDE	1	1	1
⊙ 11	*302H728040	2H728040	GEAR GUIDE CHANGE	1	1	1
12	*302H728050	2H728050	PULLEY EXIT	12	12	12
⊙ 13	*302H728060	2H728060	GEAR Z25S	1	1	1
⊙ 14	*302H728070	2H728070	GEAR Z20S-Z23S	1	1	1
⊙ 15	*302H728080	2H728080	GEAR Z23S EXIT	1	1	1
⊙ 16	*302H728090	2H728090	GEAR Z29S	2	2	2
17	*302H728120	2H728120	SPRING EARTH	1	1	1
18	*302H728150	2H728150	FRAME EXIT UPPER	1	1	1
19	*302H728160	2H728160	FRAME EXIT LOWER	1	1	1
20	*302H728230	2H728230	ACTUATOR EXIT SENSOR	1	1	1
21	*302H728240	2H728240	STOPPER SHAFT	4	4	4
22	*302H728260	2H728260	PLATE EXIT FRONT	1	1	1
23	*302H728270	2H728270	COVER EXIT REAR	1	1	1
24	*302H728280	2H728280	COVER EXIT FRONT	1	1	1
25	*302H728310	2H728310	PULLEY EXIT B	4	4	4
26	*302H728340	2H728340	SPONGE SHAFT STOPPER	4	4	4
27	*302H746100	2H746100	WIRE EJECT	1	1	1
⊙ 28	*302H794310	2H794310	PARTS MOTOR ROTARY GUIDE	1	1	1
⊙ 29	*34821210	34821210	STATIC ELIMINATOR B,EJECT	1	1	1
30	*3CY07080	3CY07080	BUSHING 6	2	2	2
31	*5MVX111DN003	2A806250	RING STOPPER /A-49 FEED A4	1	1	1
32	*7YZM610007++H01	YZ023340	ACCESS.SADDLE	1	1	1

Ref. No.	Part.No.	Alternative.	Description	Quantity		
				120	230	240
101	7BB100306H	BB046010	+BIND T.T S SCREW 3X6			
102	7BB200308H	BB105660	+BIND T.T P SCREW 3X8			
103	7BB200410H	BB105700	+BIND T.T P SCREW 4X10			

- Parts with "*" are component parts or sub-assemblies of the assembly appearing immediately above them.
- Parts with "⊙" indicate regular maintenance parts.

- Parts with "••" are component parts or sub-assembly with "•" appearing immediately above them.

FIG. 26 Retainer Section-1

2JZ/2JX/2JV/2H7-1

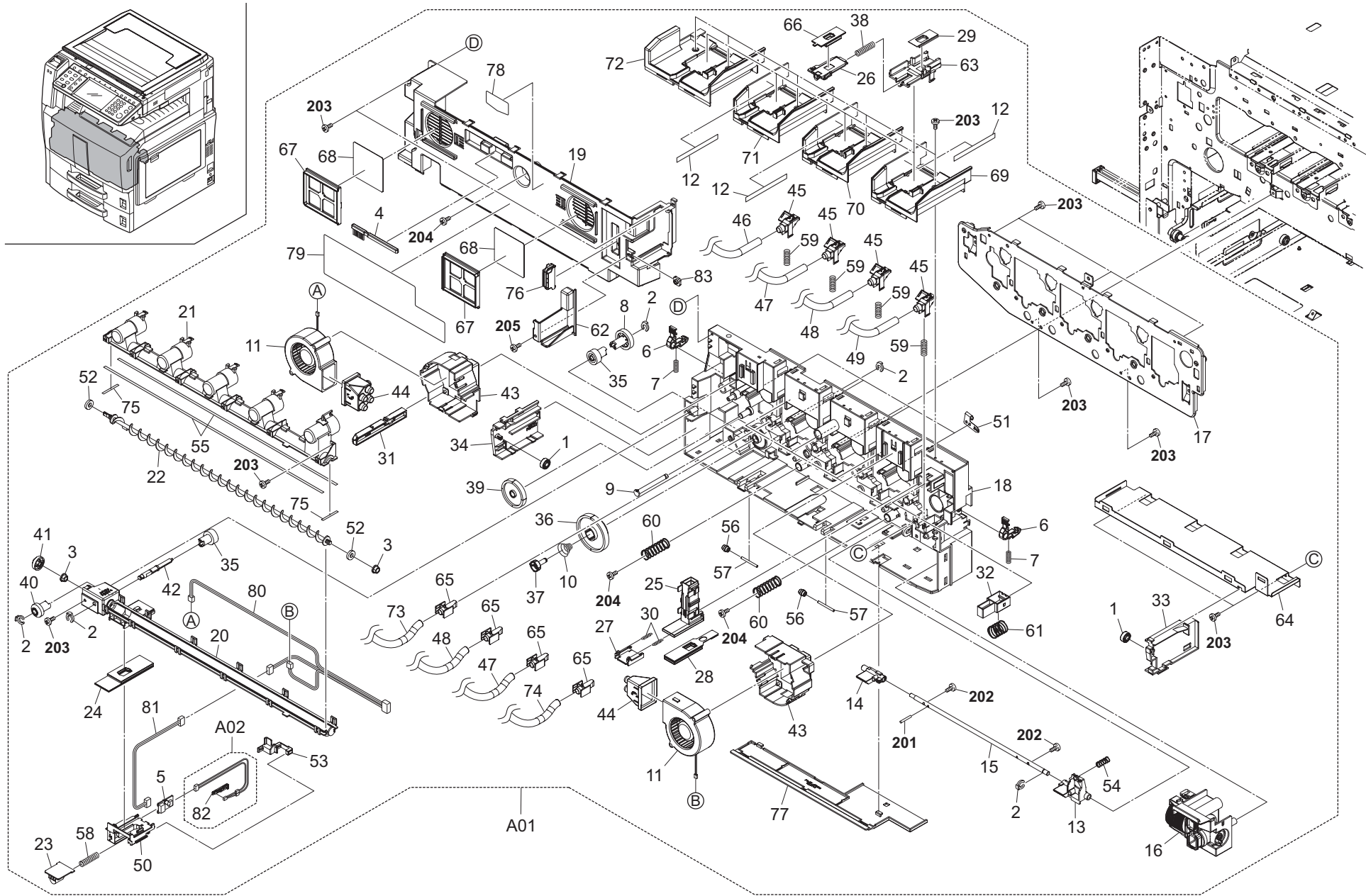


FIG. 26 Retainer Section-1

2JZ/2JX/2JV/2H7-1

Ref. No.	Part.No.	Alternative.	Description	Quantity		
				120	230	240
⊙ A01	302H793050	2H793050	PARTS RETAINER UNIT	1	1	1
1	*2AR07800	2AR07800	PULLEY,CASSETTE RAIL	2	2	2
2	*2BC06980	2BC06980	STOPPER 5	5	5	5
3	*2BG22960	2BG22960	BUSH 6	2	2	2
4	*2BL16220	5AAVBRUSH036	BRUSH CLEANER	1	1	1
⊙ 5	*302FZ01280	2FZ01280	PRINTED W.BOARD TONER FULL ASSY	1	1	1
6	*302FZ02410	2FZ02410	LEVER RETAINER	2	2	2
7	*302FZ02420	2FZ02420	SPRING RETAINER	2	2	2
⊙ 8	*302FZ02850	2FZ02850	GEAR SWEEP Z28	1	1	1
9	*302FZ02860	2FZ02860	SHAFT FEED SWEEP	1	1	1
10	*302FZ31650	2FZ31650	SPRING JOINT	1	1	1
⊙ 11	*302FZ44020	2FZ44020	FAN COOLING DLP 70	2	2	2
12	*302H703820	2H703820	SEAL TONER B	3	3	3
13	*302H702810	2H702810	HOOK TRAY R	1	1	1
14	*302H702820	2H702820	HOOK TRAY L	1	1	1
15	*302H702830	2H702830	SHAFT HOOK	1	1	1
16	*302H702840	2H702840	HOLDER BOTTLE	1	1	1
17	*302H703010	2H703010	RETAINER PU	1	1	1
18	*302H703020	2H703020	HOUSING RETAINER	1	1	1
19	*302H703030	2H703030	COVER RETAINER	1	1	1
20	*302H703040	2H703040	PIPE WASTE LOW	1	1	1
21	*302H703050	2H703050	PIPE WASTE UP	1	1	1
22	*302H703060	2H703060	SCREW WASTE	1	1	1
23	*302H703070	2H703070	SHUTTER WASTE	1	1	1
24	*302H703080	2H703080	SEAL WASTE SHUTTER	1	1	1
25	*302H703090	2H703090	PIPE DLP LOW	4	4	4
26	*302H703100	2H703100	SHUTTER PIPE UP	4	4	4
27	*302H703110	2H703110	SHUTTER PIPE LOW	4	4	4
28	*302H703120	2H703120	SEAL PIPE DLP LOW	4	4	4
29	*302H703130	2H703130	SEAL PIPE DLP UP	4	4	4
30	*302H703140	2H703140	SPRING PIPE LOW	8	8	8
31	*302H703170	2H703170	ATTACHMENT ID SENSOR	1	1	1
32	*302H703180	2H703180	ATTACHMENT SW F	1	1	1
33	*302H703190	2H703190	RAIL WASTE R	1	1	1
34	*302H703200	2H703200	RAIL WASTE L	1	1	1
⊙ 35	*302H703210	2H703210	GEAR WASTE Z24	2	2	2
⊙ 36	*302H703220	2H703220	GEAR SWEEP	1	1	1
37	*302H703230	2H703230	JOINT WASTE DRIVE	1	1	1
38	*302H703240	2H703240	SPRING PIPE UP	4	4	4
⊙ 39	*302H703250	2H703250	GEAR WASTE Z52S	1	1	1
⊙ 40	*302H703260	2H703260	GEAR BEVEL DRIVE Z24	1	1	1
⊙ 41	*302H703270	2H703270	GEAR BEVEL SCREW Z24	1	1	1
42	*302H703280	2H703280	SHAFT WASTE DRIVE	1	1	1
43	*302H703290	2H703290	BRACKET FAN DLP	2	2	2
44	*302H703300	2H703300	JOINT TUBE	2	2	2
45	*302H703310	2H703310	JOINT TUBE DLP LID	4	4	4
46	*302H703320	2H703320	TUBE COOLING LOW K	1	1	1
47	*302H703330	2H703330	TUBE COOLING LOW Y	2	2	2
48	*302H703340	2H703340	TUBE COOLING LOW C	2	2	2
49	*302H703350	2H703350	TUBE COOLING LOW M	1	1	1

Ref. No.	Part.No.	Alternative.	Description	Quantity		
				120	230	240
50	*302H703370	2H703370	COVER FULL SENSOR	1	1	1
51	*302H703420	2H703420	PLATE DRUM EARTH	4	4	4
52	*302H703430	2H703430	SEAL SCREW	2	2	2
53	*302H703440	2H703440	LID FULL SENSOR	1	1	1
54	*302H703450	2H703450	SPRING HOOK WASTE	1	1	1
55	*302H703460	2H703460	SEAL PIPE WASTE A	2	2	2
56	*302H703470	2H703470	PULLEY WASTE	2	2	2
57	*302H703480	2H703480	SHAFT PULLEY WASTE	2	2	2
58	*302H703490	2H703490	SPRING WASTE SHUTTER	1	1	1
59	*302H703500	2H703500	SPRING JOINT TUBE	4	4	4
60	*302H703510	2H703510	SPRING TRAY WASTE	2	2	2
61	*302H703520	2H703520	SPRING ATTACHMENT	1	1	1
62	*302H703530	2H703530	COVER CONNECTOR	1	1	1
63	*302H703540	2H703540	PIPE DLP UP	4	4	4
64	*302H703550	2H703550	PLATE HOLDER WT	1	1	1
65	*302H703560	2H703560	JOINT TUBE DLP BLADE	4	4	4
66	*302H703570	2H703570	SEAL CONT SHUTTER	4	4	4
67	*302H703580	2H703580	COVER FILTER	2	2	2
68	*302H703590	2H703590	FILTER DUST	2	2	2
69	*302H703660	2H703660	GUIDE CONTAINER M	1	1	1
70	*302H703670	2H703670	GUIDE CONTAINER C	1	1	1
71	*302H703680	2H703680	GUIDE CONTAINER Y	1	1	1
72	*302H703690	2H703690	GUIDE CONTAINER K	1	1	1
73	*302H703700	2H703700	TUBE COOLING UPPER K	1	1	1
74	*302H703730	2H703730	TUBE COOLING UPPER M	1	1	1
75	*302H703740	2H703740	SEAL PIPE WASTE B	2	2	2
76	*302H704410	2H704410	MAGNET CATCH	1	1	1
77	*302H704620	2H704620	COVER RETAINER LOW	1	1	1
78	*302H734130	2H734130	LABEL CLEANING	1	1	1
79	*302H734160	2H734160	LABEL INNER COVER	1	1	1
80	*302H746050	2H746050	WIRE RETAINER	1	1	1
81	*302H746070	2H746070	WIRE TONER SENSOR JOINT	1	1	1
⊙ A02	*302H794480	2H794480	PARTS RETANER ASSY	1	1	1
82	*5MVS313SB002	2BR08310	SPACER LED /43587J2063 A4	1	1	1
83	*5MMS111SL002	2BY20050	NUT FUSER A /FS-1800/3800 A4	1	1	1

- Parts with "*" are component parts or sub-assemblies of the assembly appearing immediately above them.
- Parts with "⊙" indicate regular maintenance parts.

- Parts with "••" are component parts or sub-assembly with "•" appearing immediately above them.

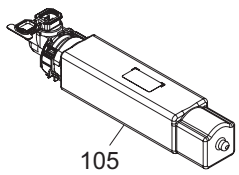
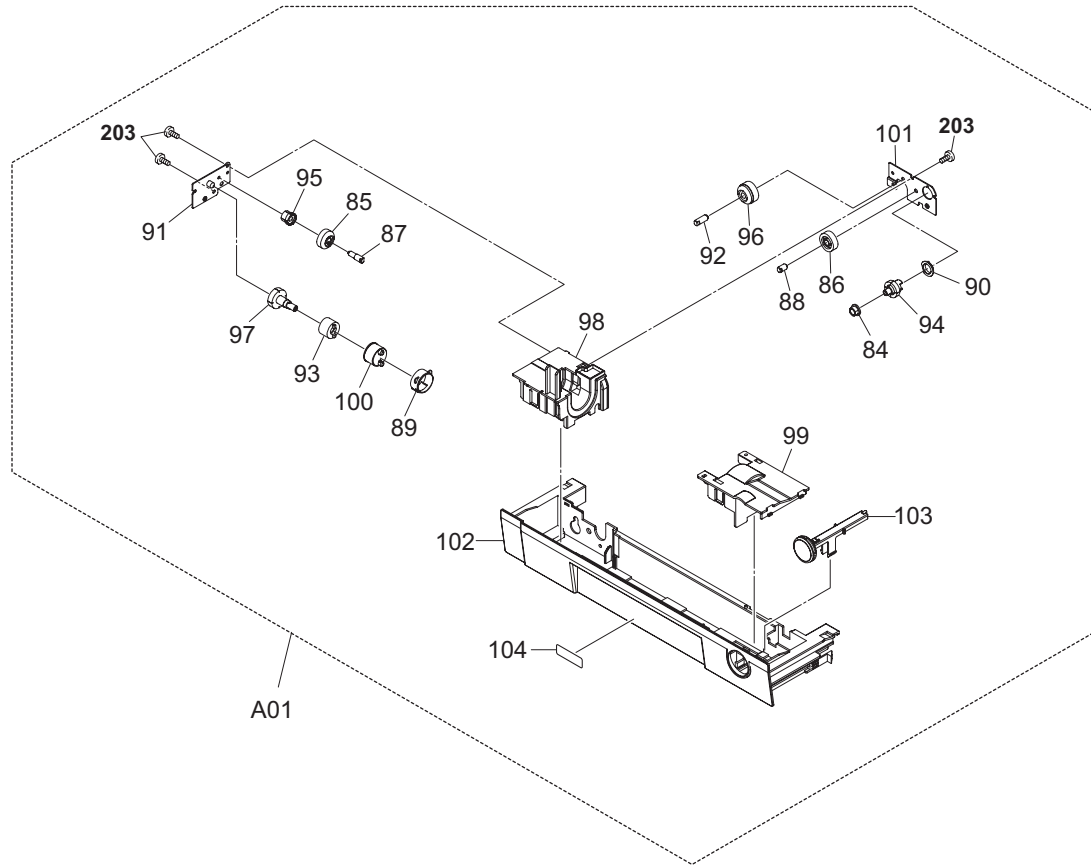
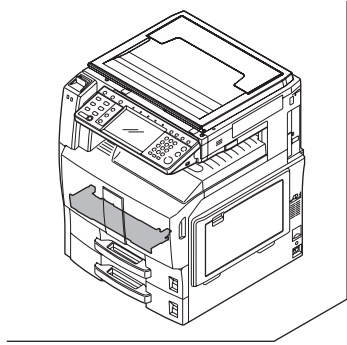


FIG. 26 Retainer Section-2

2JZ/2JX/2JV/2H7-1

	Ref. No.	Part.No.	Alternative.	Description	Quantity		
					120	230	240
	84	*2BG22960	2BG22960	BUSH 6	1	1	1
⊙	85	*302FZ02830	2FZ02830	GEAR SWEEP Z23	1	1	1
⊙	86	*302FZ08180	2FZ08180	GEAR MPT Z23	1	1	1
	87	*302H702600	2H702600	SHAFT DRIVE A	1	1	1
	88	*302H702610	2H702610	SHAFT DRIVE B	1	1	1
	89	*302H702620	2H702620	BUSH COUPLING	1	1	1
	90	*302H702640	2H702640	BUSH JOINT	1	1	1
	91	*302H702650	2H702650	PLATE WASTE DRIVE	1	1	1
	92	*302H702680	2H702680	SHAFT DRIVE C	1	1	1
⊙	93	*302H702690	2H702690	TORQUE LIMITER	1	1	1
⊙	94	*302H702700	2H702700	GEAR JOINT Z20S	1	1	1
⊙	95	*302H702710	2H702710	GEAR WASTE Z12S	1	1	1
⊙	96	*302H702720	2H702720	GEAR WASTE Z25 Z24	1	1	1
⊙	97	*302H702730	2H702730	GEAR WASTE Z24S	1	1	1
	98	*302H702740	2H702740	HOLDER DRIVE A	1	1	1
	99	*302H702780	2H702780	HOLDER JOINT JV	1	1	1
	100	*302H702800	2H702800	COUPLING WASTE	1	1	1
	101	*302H702990	2H702990	HOLDER DRIVE C	1	1	1
	102	*302H703380	2H703380	TRAY WASTE	1	1	1
	103	*302H703390	2H703390	LEVER WASTE TRAY	1	1	1
	104	*302H734170	2H734170	LABEL PUSH A	1	1	1
⊙	105	302H794420	2H794420	PARTS WASTE BOTTLE UNIT	1	1	1

	Ref. No.	Part.No.	Alternative.	Description	Quantity		
					120	230	240
	201	5MBP2010WXSP	E0020100	SPRING PIN / M2 X 10 S-BLK			
	202	7BB200312H	BB105680	+BIND T.T P SCREW 3X12			
	203	7BB200308H	BB105660	+BIND T.T P SCREW 3X8			
	204	7BB180408H	BB111210	+BIND T.T S SCREW 4X8(BLACK)			
	205	7BB100306H	BB046010	+BIND T.T S SCREW 3X6			

- Parts with "*" are component parts or sub-assemblies of the assembly appearing immediately above them.
- Parts with "⊙" indicate regular maintenance parts.

- Parts with "••" are component parts or sub-assembly with "•" appearing immediately above them.

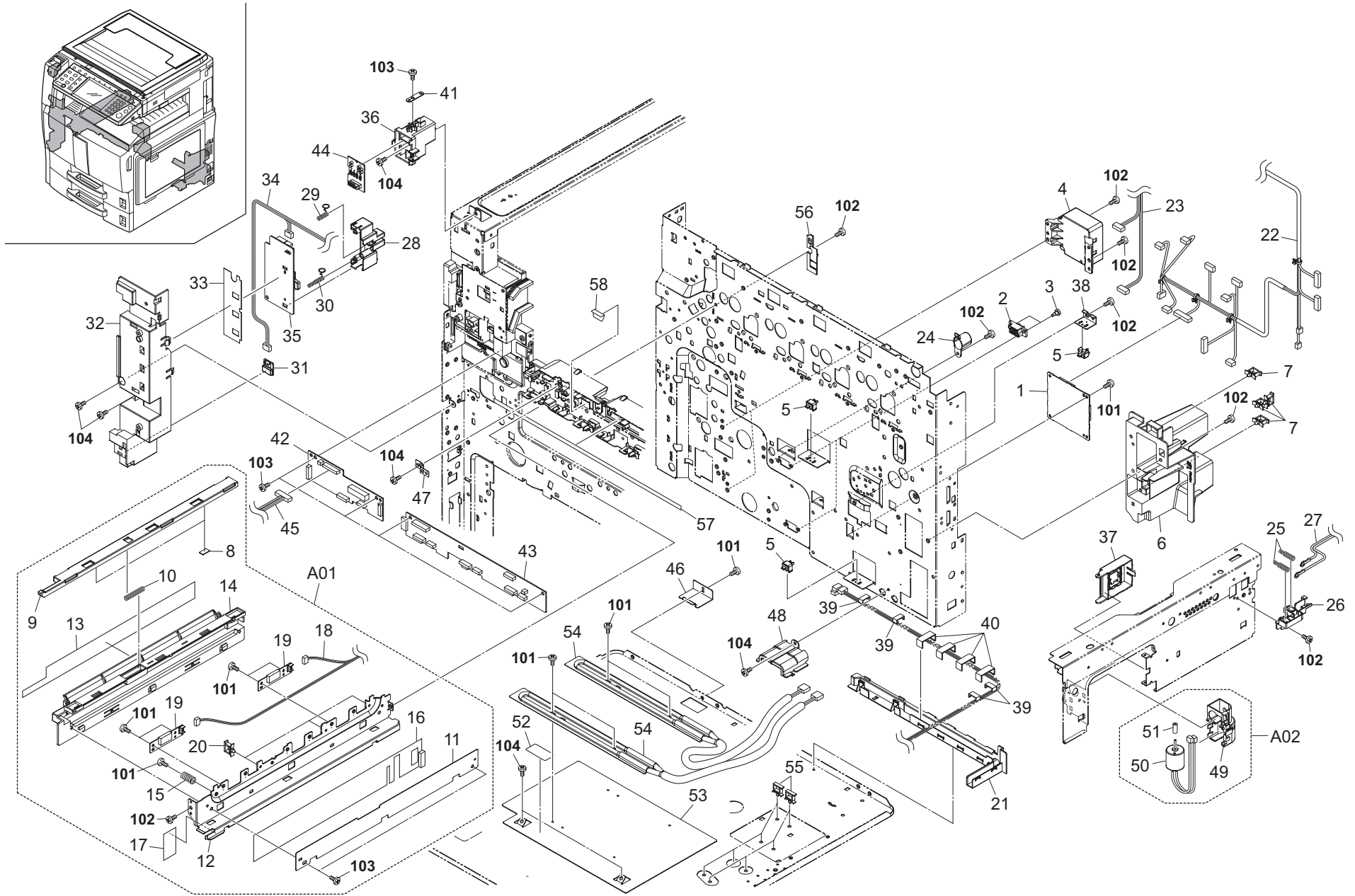


FIG. 27 Electrical Components 1

2JZ/2JX/2JV/2H7-1

Ref. No.	Part.No.	Alternative.	Description	Quantity		
				120	230	240
⊙ 1	302H794080	2H794080	PARTS PWB HVU CONTROL ASSY SP	1	1	1
2	7YCC08B2046+H02	YC026130	CONNECTOR	2	2	2
3	302FZ03070	2FZ03070	RETAINING PIN DRAWER	4	4	4
⊙ 4	302GR44112	2GR44112	MOTOR LIFT	2	2	2
⊙ 5	66127010	66127010	SWITCH,COVER OPEN	3	3	3
6	302H739060	2H739060	COVER INLET	1	1	1
7	7YZM610002++H01	YZ010240	ACCESS SADDLE	4	4	4
⊙ A01	302H794390	2H794390	PARTS ID SENSOR UNIT	1	1	1
8	*2BG16590	2BG16590	FELT TC CLN	2	2	2
9	*302FZ02190	2FZ02190	SHUTTER ID SENSOR	1	1	1
10	*302FZ02200	2FZ02200	SPRING SHUTTER ID SENSOR	1	1	1
11	*302FZ02770	2FZ02770	PLATE ID SENSOR	1	1	1
12	*302H702170	2H702170	RAIL DRUM LEFT	1	1	1
13	*302H702430	2H702430	SHEET TRANSFER R	1	1	1
14	*302H702440	2H702440	GUIDE TC R	1	1	1
15	*302H702500	2H702500	SPRING EARTH ICL	1	1	1
16	*302H733260	2H733260	LOWER FILM ID SENSOR	1	1	1
17	*302H733290	2H733290	FRONT FILM ID SENSOR	1	1	1
18	*302H746350	2H746350	WIRE REG SENS	1	1	1
⊙ 19	*302H794220	2H794220	PARTS ID SENSOR	2	2	2
20	*7YZM610007++H01	YZ023340	ACCESS.SADDLE	3	3	3
21	302H739250	2H739250	GUIDE WIRE VU	1	1	1
22	302H746210	2H746210	WIRE MPF/HVU	1	1	1
23	302H746570	2H746570	WIRE LIFT MOT (40/40, 50/40 ppm)	1	1	1
24	302JZ46080	2JZ46080	WIRE LIFT MOT (L) (25/25, 30/30 ppm)	1	1	1
25	302H702950	2H702950	CAP CAS FOOT	1	1	1
⊙ 26	302H739530	2H739530	SPRING ICL	2	2	2
27	302H739580	2H739580	TERMINAL ICL	1	1	1
28	302H746320	2H746320	WIRE CLEANING	1	1	1
29	302FZ39610	2FZ39610	HOLDER HV2 TC	1	1	1
⊙ 30	302FZ39620	2FZ39620	SPRING HV2 TC	1	1	1
⊙ 31	302FZ39630	2FZ39630	SPRING HV2 SE	1	1	1
⊙ 32	302H045080	2H045080	HUMIDITY SENSOR	1	1	1
⊙ 33	302H704210	2H704210	COVER INNER LEFT	1	1	1
34	302H704650	2H704650	SHEET INNER LEFT	1	1	1
⊙ 35	302H746120	2H746120	WIRE HVU T2	1	1	1
36	302JD45030	2JD45030	HVU TRANSFER 2	1	1	1
37	302H702400	2H702400	HOUSING LED PWB	1	1	1
38	302H702240	2H702240	BRACKET PPT	1	1	1
39	302FZ02610	2FZ02610	MOUNT CASSETTE SW	1	1	1
40	303LL02330	3LL02330	HOLDER WIRE D	4	4	4
41	303LL02180	3LL02180	HOLDER WIRE A	4	4	4
42	302FZ02720	2FZ02720	PLATE FUSER	1	1	1
⊙ 43	302H794130	2H794130	PARTS PWB FRONT MAIN ASSY SP	1	1	1
⊙ 44	302H794140	2H794140	PARTS PWB FRONT SUB ASSY SP	1	1	1
⊙ 45	302H001240	2H001240	OPERATION FRONT PWB ASS'Y	1	1	1
46	302H746090	2H746090	WIRE EJECT JOINT	1	1	1
47	302GR39190	2GR39190	COVER CONN	1	1	1
48	302H702580	2H702580	PLATE EARTH PWB	1	1	1
	302H702670	2H702670	COVER CONNECTOR HEATER	1	1	1

Ref. No.	Part.No.	Alternative.	Description	Quantity		
				120	230	240
⊙ A02	302H793340	2H793340	PARTS ICL MOTOR UNIT	1	1	1
49	*302H703620	2H703620	HOLDER MOTOR ICL	1	1	1
⊙ 50	*302H794440	2H794440	PARTS DC MOTOR ASSY	1	1	1
51	*5MVG115DB002	2BM14540	GEAR WORM /48390M0062 A4	1	1	1
52	20305130	20305130	LABEL L,HIGH TEMPERATURE CAUTION(EXP)	1	1	1
53	302H702210	2H702210	BASE HEATER OP	1	1	1
⊙ 54	302H745090	2H745090	HEATER DEHUMIDIFIER 120	2		
⊙ 54	302H745080	2H745080	HEATER DEHUMIDIFIER 240		2	2
55	7YZM610001++H01	YZ010230	ACCESS SADDLE	8	8	8
56	302H702180	2H702180	SHEET RAIL IMAGE	1	1	1
57	302H703850	2H703850	SEAL TONER A	1	1	1
58	302H703760	2H703760	GUIDE HARNESS	1	1	1
101	7BB100306H	BB046010	+BIND T.T S SCREW 3X6			
102	7BB100408H	BB048820	+BIND T.T S SCREW 4X8			
103	7BB200410H	BB105700	+BIND T.T P SCREW 4X10			
104	7BB700410H	BB107090	+BIND T.T S SCREW 4X10 SR			

- Parts with "*" are component parts or sub-assemblies of the assembly appearing immediately above them.
- Parts with "⊙" indicate regular maintenance parts.

- Parts with "••" are component parts or sub-assembly with "•" appearing immediately above them.

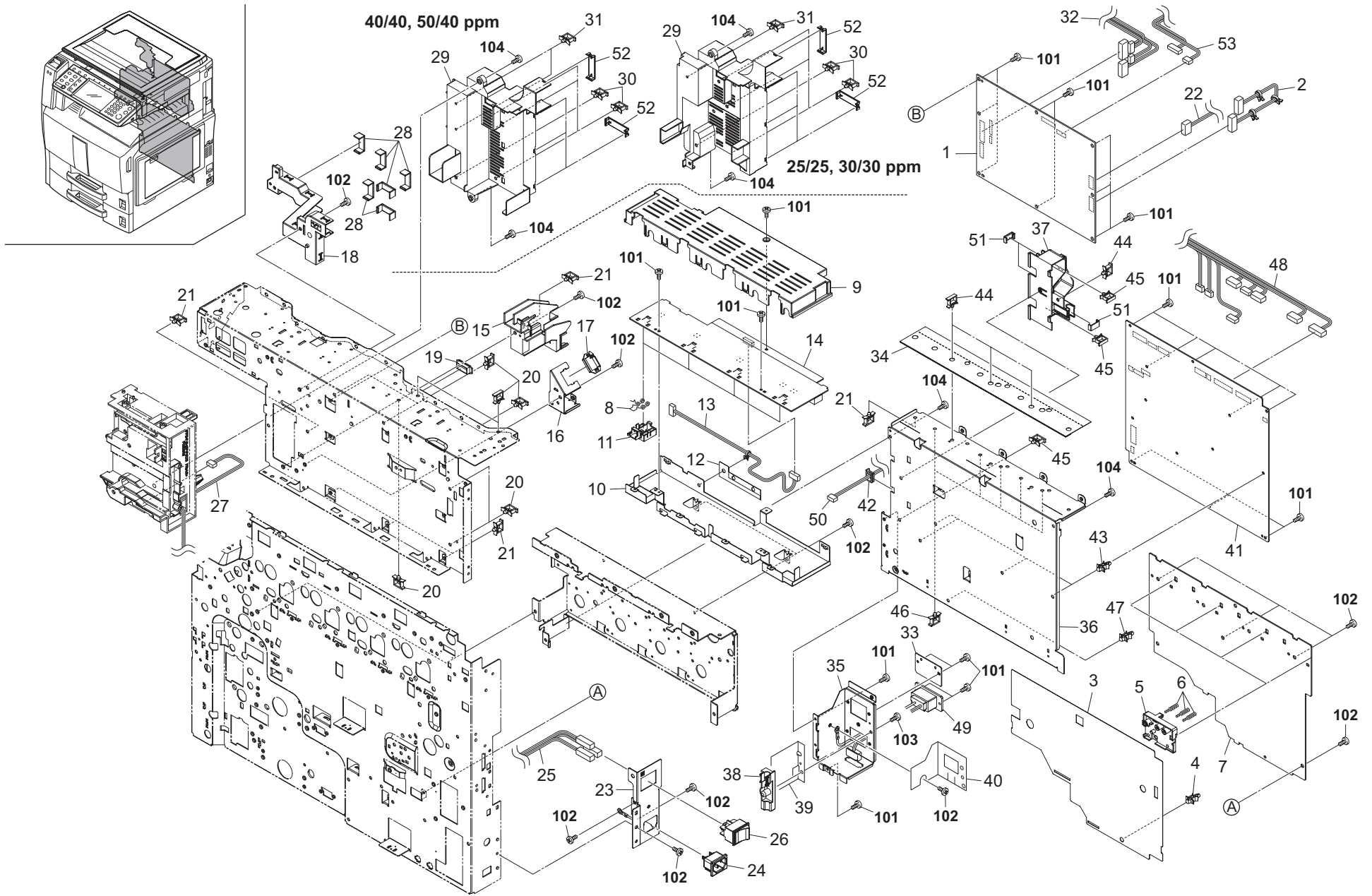


FIG. 28 Electrical Components 2

2JZ/2JX/2JV/2H7-1

Ref. No.	Part.No.	Alternative.	Description	Quantity		
				120	230	240
⊙ 1	302H794070	2H794070	PARTS PWB ENGINE ASSY SP (40/40, 50/40 ppm)	1	1	1
⊙ 1	302JZ94020	2JZ94020	PARTS PWB ENGINE ASSY SP (25/25, 30/30 ppm)	1	1	1
2	302H746170	2H746170	WIRE CONTAIN MOT JOINT	1	1	1
3	302H739900	2H739900	SHEET PWB	1	1	1
4	7YZM510007++H01	YZ042780	ACCESS.SPACER	1	1	1
5	302FZ39110	2FZ39110	MOUNT HV TERMINAL	4	4	4
⊙ 6	302FZ39520	2FZ39520	SPRING HV MAIN	12	12	12
⊙ 7	302H794360	2H794360	PARTS UNIT HIGH VOLTAGE MAIN	1	1	1
⊙ 8	302H739540	2H739540	SPRING HV TC1	4	4	4
9	302H739590	2H739590	COVER HV TC1	1	1	1
10	302H739600	2H739600	MOUNT TRANSFER HV 2	1	1	1
11	302H739610	2H739610	TERMINAL TC1 2	4	4	4
12	302H739620	2H739620	SHEET TC1	1	1	1
13	302H746360	2H746360	WIRE HVU T1	1	1	1
⊙ 14	302H794370	2H794370	PARTS UNIT HIGH VOLTAGE TRANSFER1	1	1	1
15	302H702530	2H702530	GUIDE WIRE MAIN	1	1	1
16	302H702120	2H702120	MOUNT CONT BOX	1	1	1
17	7YZM210002++H01	YZ004730	ACCESS.EDGING	1	1	1
18	302H739220	2H739220	GUIDE WIRE EXIT	1	1	1
19	7YZM210003++H01	YZ037970	ACCESS.EDGING	1	1	1
20	7YZM610002++H01	YZ010240	ACCESS SADDLE	8	8	8
21	7YZM610005++H01	YZ012220	ACCESS SADDLE	6	6	6
22	302H746300	2H746300	WIRE RIGHT SIDE	1	1	1
23	302H739050	2H739050	PLATE INLET	1	1	1
24	302H746420	2H746420	WIRE INLET ASSY	1	1	1
25	302H746430	2H746430	WIRE MSW	1	1	1
⊙ 26	7SC020201+++H01	SC111870	SW.SEESAW	1	1	1
27	302H746130	2H746130	WIRE TRANSFER JOINT	1	1	1
28	303LL02180	3LL02180	HOLDER WIRE A	6	6	6
29	302H739160	2H739160	GUIDE WIRE L (40/40, 50/40 ppm)	1	1	1
29	302JZ39020	2JZ39020	GUIDE WIRE L (25/25, 30/30 ppm)	1	1	1
30	7YZM610002++H01	YZ010240	ACCESS SADDLE	4	4	4
31	7YZM610007++H01	YZ023340	ACCESS.SADDLE (40/40, 50/40 ppm)	2	2	2
31	7YZM610007++H01	YZ023340	ACCESS.SADDLE (25/25, 30/30 ppm)	1	1	1
32	302H746340	2H746340	WIRE FEED (40/40, 50/40 ppm)	1	1	1
32	302JZ46020	2JZ46020	WIRE FEED (L) (25/25, 30/30 ppm)	1	1	1
33	302FB26290	2FB26290	LID VENDOR	1	1	1
34	302H702190	2H702190	SHEET PS	1	1	1
35	302H739070	2H739070	BRACKET OPTION IF	1	1	1
36	302H739080	2H739080	BRACKET LVU PWB	1	1	1
37	302H739280	2H739280	GUIDE WIRE LVU	1	1	1
38	302H739300	2H739300	GUIDE WIRE HV	1	1	1
39	302H739340	2H739340	SHEET OPTION IF	1	1	1
40	302H739350	2H739350	SHEET OPTION CV	1	1	1
⊙ 41	302H794350	2H794350	PARTS UNIT LOW VOLTAGE	1	1	1
42	7YZM210006++H01	YZ038000	ACCESS.EDGING	1	1	1
43	7YZM510007++H01	YZ042780	ACCESS.SPACER	4	4	4
44	7YZM610001++H01	YZ010230	ACCESS SADDLE	4	4	4
45	7YZM610002++H01	YZ010240	ACCESS SADDLE	3	3	3
46	7YZM610004++H01	YZ012210	ACCESS SADDLE	5	5	5

Ref. No.	Part.No.	Alternative.	Description	Quantity		
				120	230	240
47	M2108130	M2108130	SPACER.KGPS-4S	1	1	1
48	302H746380	2H746380	WIRE LVU	1	1	1
49	302H746450	2H746450	WIRE OP DESK	1	1	1
50	302H746990	2H746990	WIRE OP HEATER SW	1	1	1
51	303LL02330	3LL02330	HOLDER WIRE D	3	3	3
52	302H739270	2H739270	LID WIRE GUIDE	4	4	4
53	302H746390	2H746390	WIRE MAIN-ENGINE	1	1	1
101	7BB100306H	BB046010	+BIND T.T S SCREW 3X6			
102	7BB100408H	BB048820	+BIND T.T S SCREW 4X8			
103	7BB200410H	BB105700	+BIND T.T P SCREW 4X10			
104	7BB700410H	BB107090	+BIND T.T S SCREW 4X10 SR			

- Parts with "*" are component parts or sub-assemblies of the assembly appearing immediately above them.
- Parts with "⊙" indicate regular maintenance parts.

- Parts with "••" are component parts or sub-assembly with "•" appearing immediately above them.

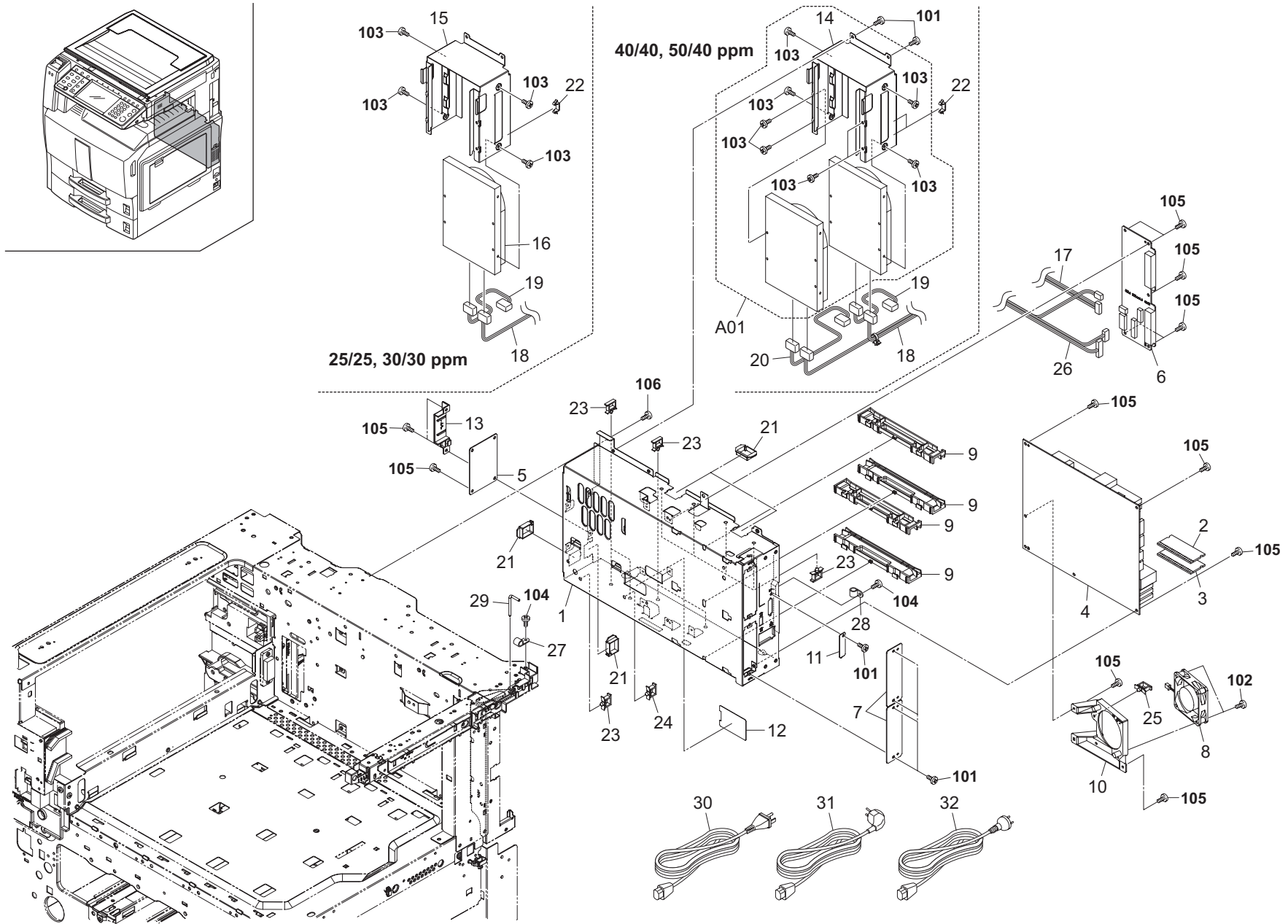


FIG. 29 Electrical Components 3

2JZ/2JX/2JV/2H7-1

Ref. No.	Part.No.	Alternative.	Description	Quantity		
				120	230	240
1	302H739010	2H739010	CONT BOX	1	1	1
2	302H794450	2H794450	PARTS PWB CODE DIMM ASSY SP	1	1	1
3	302H794040	2H794040	PARTS PWB IPS ASSY SP	1	1	1
4	302H794010	2H794010	PARTS PWB MAIN ASSY SP (40/40, 50/40 ppm)	1	1	1
4	302JZ94010	2JZ94010	PARTS PWB MAIN ASSY SP (25/25, 30/30 ppm)	1	1	1
5	302H794020	2H794020	PARTS PWB CF ASSY SP	1	1	1
6	302H794030	2H794030	PARTS PWB KUIO IF ASSY SP	1	1	1
7	2DD26070	2DD26070	PLATE OPTION	2	2	2
8	302FZ44040	2FZ44040	FAN BOX COOLING	1	1	1
9	302H739040	2H739040	RAIL PWB	4	4	4
10	302H739170	2H739170	MOUNT FAN MAIN	1	1	1
11	302H739260	2H739260	LID DP	1	1	1
12	302H739320	2H739320	FILM CONT BOX	1	1	1
13	302H739770	2H739770	GUIDE CF	1	1	1
A01	302H793530	2H793530	PARTS HDD UNIT H ASSY (40/40, 50/40 ppm)	1	1	1
14	*302H739020	2H739020	BRACKET HDD (40/40, 50/40 ppm)	1	1	1
15	302H739020	2H739020	BRACKET HDD (25/25, 30/30 ppm)	1	1	1
16	302JZ93160	2JZ93160	PARTS HDD UNIT LOW (25/25, 30/30 ppm)	1	1	1
17	302H746740	2H746740	WIRE CF	1	1	1
18	302H746890	2H746890	WIRE HDD POWER (40/40, 50/40 ppm)	1	1	1
18	302JZ46150	2JZ46150	WIRE HDD POWER (L) (25/25, 30/30 ppm)	1	1	1
19	302H746900	2H746900	WIRE HDD DATA1	1	1	1
20	302H746910	2H746910	WIRE HDD DATA2 (40/40, 50/40 ppm)	1	1	1
21	7YZM210002++H01	YZ004730	ACCESS.EDGING	4	4	4
22	7YZM390011++H01	YZ050250	ACCESS.CLAMP (40/40, 50/40 ppm)	2	2	2
22	7YZM390011++H01	YZ050250	ACCESS.CLAMP (25/25, 30/30 ppm)	1	1	1
23	7YZM610002++H01	YZ010240	ACCESS SADDLE	9	9	9
24	7YZM610003++H01	YZ010250	ACCESS SADDLE	1	1	1
25	7YZM610007++H01	YZ023340	ACCESS SADDLE	1	1	1
26	302H746730	2H746730	WIRE MAIN-KUIO	1	1	1
27	7YZM320002++H01	YZ106280	ACCESS.CLAMP	1	1	1
28	M7005030	M7005030	CLAMP,EMT-5N(TAKEUCHI)	1	1	1
29	302H739200	2H739200	PIN HINGE A	1	1	1
30	3019527401	19527401	POWER CORD(120)	1		
31	2AR27800	2AR27800	POWER CORD(230)		1	
32	7AAACCAS+10H001	AA063380	AC CORD ASSY AS			1

Ref. No.	Part.No.	Alternative.	Description	Quantity		
				120	230	240
101	7BB100306H	BB046010	+BIND T.T S SCREW 3X6			
102	7BB300323H	BB105800	+BIND T.T B SCREW 3X23			
103	B9A90010	B9A90010	+PAN SCREW 6-32X0.25			
104	7BB180408H	BB111210	+BIND T.T S SCREW 4X8(BLACK)			
105	7BB700306H	BB105590	+BIND T.T S SCREW 3X6 SR			
106	7BB100408H	BB048820	+BIND T.T S SCREW 4X8			

- Parts with "*" are component parts or sub-assemblies of the assembly appearing immediately above them.
- Parts with "⊙" indicate regular maintenance parts.

- Parts with "••" are component parts or sub-assembly with "•" appearing immediately above them.

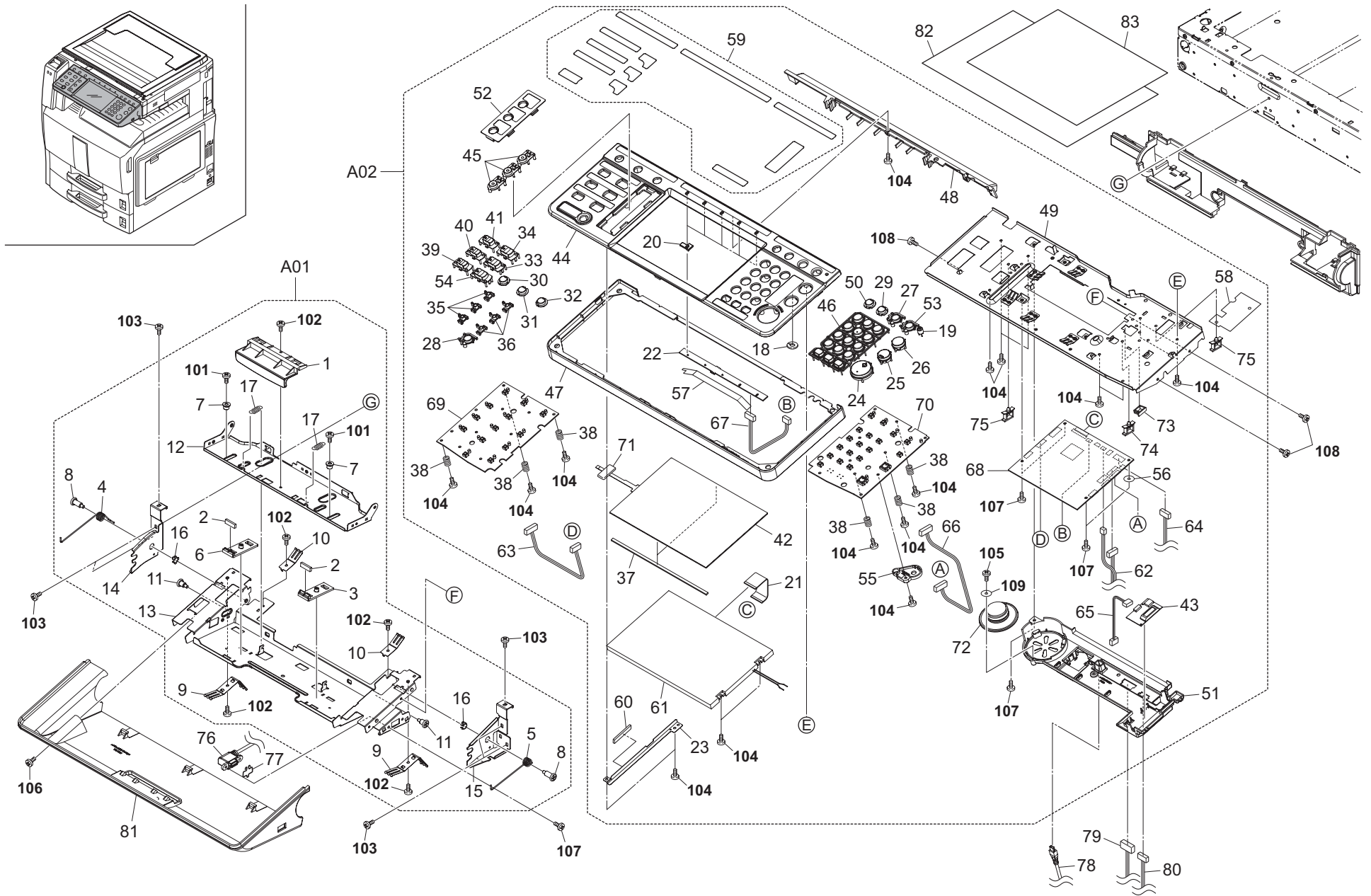


FIG. 30 Operation Section

2JZ/2JX/2JV/2H7-1

Ref. No.	Part.No.	Alternative.	Description	Quantity		
				120	230	240
⊙ A01	302H793470	2H793470	PARTS OPERATION LOW UNIT	1	1	1
1	*302GR05070	2GR05070	HANDLE OPE	1	1	1
2	*302GR05080	2GR05080	CUSHION HANDLE A	2	2	2
3	*302GR05120	2GR05120	MOUNT SLIDE	1	1	1
4	*302H005070	2H005070	SPRING HINGE OPE L	1	1	1
5	*302H005080	2H005080	SPRING HINGE OPE R	1	1	1
6	*302H005320	2H005320	MOUNT SLIDE LEFT	1	1	1
7	*302H005340	2H005340	BUSH SLIDE OPE	2	2	2
8	*302H005350	2H005350	PIN HINGE OPE	2	2	2
9	*302H005360	2H005360	PLATE GROUND BASE OPE	2	2	2
10	*302H005370	2H005370	PLATE GROUND MOUNT OPE	2	2	2
11	*302H005690	2H005690	PIN HINGE OPE C	2	2	2
12	*302H705110	2H705110	MOUNT HANDLE OPE	1	1	1
13	*302H705120	2H705120	BASE OPERATION	1	1	1
14	*302H705330	2H705330	HINGE OPE LEFT	1	1	1
15	*302H705340	2H705340	HINGE OPE RIGHT	1	1	1
16	*302H705350	2H705350	BUSH PIN OPE	2	2	2
17	*75018250	75018250	SPRING CLEANING SOLENOID	2	2	2
⊙ A02	302H793490	2H793490	PARTS OPERATION UNIT (E,A)	1	1	1
18	*302FZ21720	2FZ21720	POLYSLIDER CUT WASHER 4	1	1	1
19	*302GR05280	2GR05280	LENS POWER LED	1	1	1
20	*302GR05290	2GR05290	LENS LED	5	5	5
21	*302GR46170	2GR46170	WIRE PANEL LCD	1	1	1
22	*302H001230	2H001230	OPERATION UPPER PWB ASSY	1	1	1
23	*302H005110	2H005110	HOLDER LCD B	1	1	1
24	*302H005130	2H005130	KEY START	1	1	1
25	*302H005140	2H005140	KEY STOP	1	1	1
26	*302H005150	2H005150	KEY RESET	1	1	1
27	*302H005181	2H005181	KEY SAVER	1	1	1
28	*302H005191	2H005191	KEY ACCESS	1	1	1
29	*302H005200	2H005200	KEY LOG OUT	1	1	1
30	*302H005210	2H005210	KEY HELP	1	1	1
31	*302H005220	2H005220	KEY COUNTER	1	1	1
32	*302H005230	2H005230	KEY SYSTEM	1	1	1
33	*302H005250	2H005250	KEY SEND	1	1	1
34	*302H005260	2H005260	KEY DOCUMENT	1	1	1
35	*302H005300	2H005300	LENS KEY A	3	3	3
36	*302H005310	2H005310	LENS KEY B	3	3	3
37	*302H005610	2H005610	SPONGE LCD	2	2	2
38	*302H005620	2H005620	SPRING EARTH LCD	6	6	6
39	*302H005630	2H005630	KEY STATUS	1	1	1
40	*302H005640	2H005640	KEY PROGRAM	1	1	1
41	*302H005650	2H005650	KEY APPLICATION	1	1	1
42	*302H045051	2H045051	TABLET OPERATION	1	1	1
43	*302H045070	2H045070	LCD INVERTER	1	1	1
44	*302H705010	2H705010	COVER OPERATION	1	1	1
45	*302H705030	2H705030	KEY COLOR	3	3	3
46	*302H705040	2H705040	KEY 10	1	1	1
47	*302H705050	2H705050	COVER OUTLINE OPERATION	1	1	1
48	*302H705100	2H705100	COVER OPE REAR	1	1	1

- Parts with "*" are component parts or sub-assemblies of the assembly appearing immediately above them.
- Parts with "⊙" indicate regular maintenance parts.

Ref. No.	Part.No.	Alternative.	Description	Quantity		
				120	230	240
49	*302H705130	2H705130	MOUNT LCD	1	1	1
50	*302H705140	2H705140	KEY INTERRUPT	1	1	1
51	*302H705150	2H705150	MOUNT INVERTER	1	1	1
⊙ 52	*302H705160	2H705160	COVER KEY COLOR	1	1	1
⊙ 53	*302H705190	2H705190	KEY POWER SUPPLY	1	1	1
⊙ 54	*302H705320	2H705320	KEY COPY	1	1	1
55	*302H705360	2H705360	SPACER KEY	1	1	1
56	*302H705380	2H705380	SHEET OPE PWB	1	1	1
57	*302H705390	2H705390	PLATE LED PWB	1	1	1
58	*302H705520	2H705520	SHEET OPE INV	1	1	1
59	*302H705540	2H705540	SHEET OPE SET B	1	1	1
60	*302H705580	2H705580	CUSHION OPE A	1	1	1
⊙ 61	*302H745100	2H745100	LCD OPERATION	1	1	1
62	*302H746230	2H746230	WIRE PANEL JOINT	1	1	1
63	*302H746240	2H746240	WIRE OPERATION LEFT	1	1	1
64	*302H746260	2H746260	WIRE PANEL-LVU JOINT	1	1	1
65	*302H746860	2H746860	WIRE PANEL INVERTER	1	1	1
66	*302H746870	2H746870	WIRE OPERATION RIGHT	1	1	1
67	*302H746880	2H746880	WIRE OPERATION UPPER	1	1	1
⊙ 68	*302H794110	2H794110	PARTS PWB PANEL MAIN ASSY SP	1	1	1
⊙ 69	*302H794120	2H794120	PARTS PWB PANEL LEFT ASSY SP	1	1	1
⊙ 70	*302H794160	2H794160	PARTS PWB PANEL RIGHT ASSY SP	1	1	1
71	*7YBFG0509001H01	YB055270	FERRITE CORE	1	1	1
⊙ 72	*7YG57S011GP+H01	YG042080	SPEAKER	1	1	1
73	*7YZM210006++H01	YZ038000	ACCESS.EDGING	1	1	1
74	*7YZM610007++H01	YZ023340	ACCESS.SADDLE	1	1	1
75	*7YZM610008++H01	YZ037940	ACCESS.SADDLE	2	2	2
76	302H746850	2H746850	WIRE USB HOST	1	1	1
77	302H005661	2H005661	SPRING USB HOST	1	1	1
78	302H746790	2H746790	WIRE MAIN-PANEL USB	1	1	1
79	302H746720	2H746720	WIRE MAIN-OPERATION	1	1	1
80	302H746250	2H746250	WIRE PANEL-LVU	1	1	1
⊙ 81	302H705020	2H705020	COVER BASE OPERATION	1	1	1
82	302H705550	2H705550	SHEET OPE SET C	1	1	1
83	302H705560	2H705560	SHEET OPE SET D	1	1	1
101	7BB700310H	BB106900	+BIND T.T S SCREW 3X10 SR			
102	7BB100306H	BB046010	+BIND T.T S SCREW 3X6			
103	7BB100406H	BB106920	+BIND T.T S SCREW 4X6			
104	7BB200308H	BB105660	+BIND T.T P SCREW 3X8			
105	7BB202308H	BB105690	+TP-FLAT T.T P SCREW 3X8			
106	7BB700408H	BB105640	+BIND T.T S SCREW 4X8 SR			
107	7BB700308H	BB105600	+BIND T.T S SCREW 3X8 SR			
108	7BB700306H	BB105590	+BIND T.T S SCREW 3X6 SR			
109	7BC00045C080H01	BC047540	WASHER M4.5X12X08T CRFREE			

- Parts with "••" are component parts or sub-assembly with "•" appearing immediately above them.

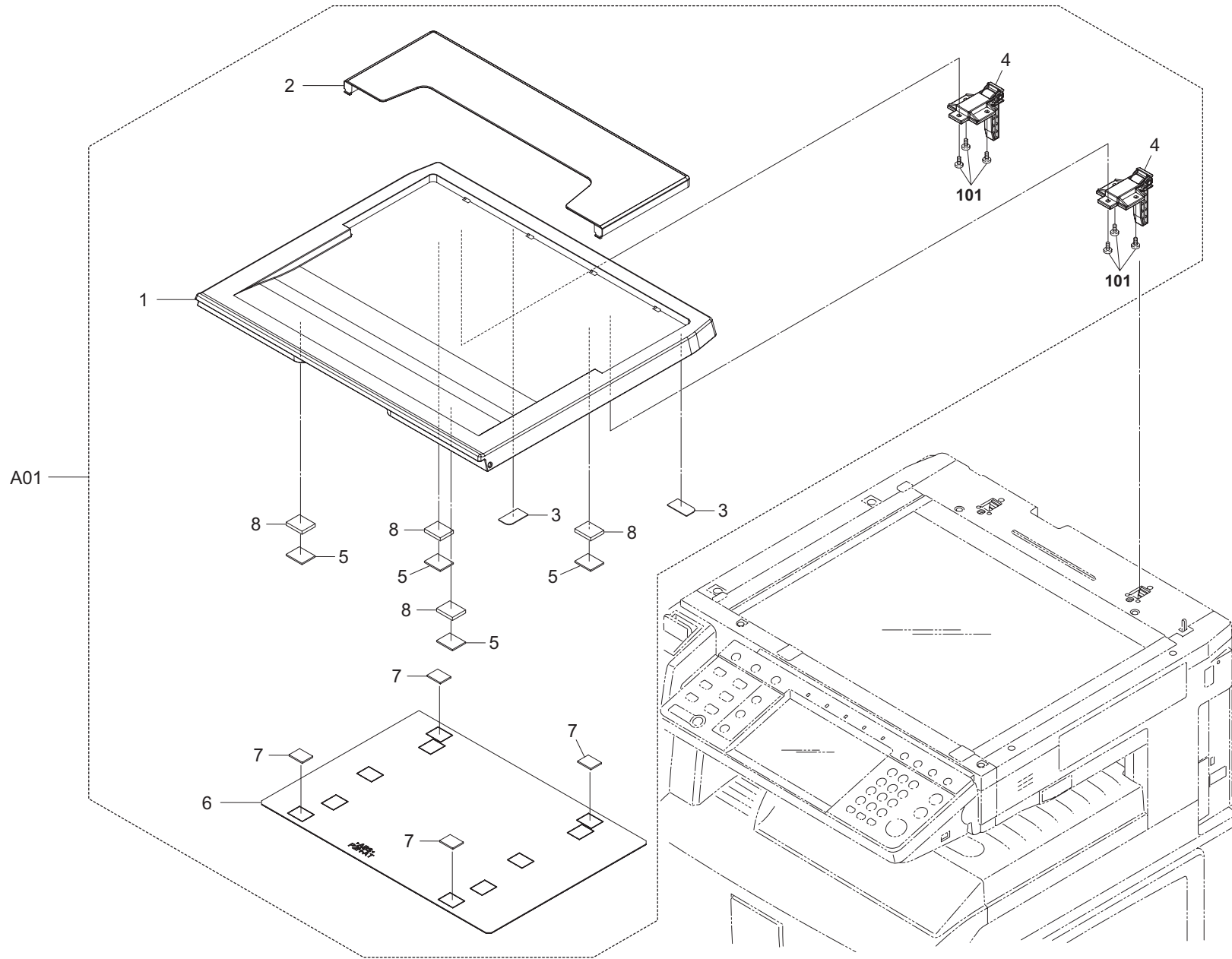


FIG. 31 Options 1

2JZ/2JX/2JV/2H7-1

Ref. No.	Part.No.	Alternative.	Description	Quantity		
				120	230	240
A01	1202H70UN0	022H70UN	PLATEN COVER TYPE(E) (OPTION)	1	1	1
1	*302H717500	2H717500	COVER PLATEN	1	1	1
2	*302H717510	2H717510	COVER POCKET	1	1	1
3	*302H717520	2H717520	STOPPER RELEASE SWITCH	2	2	2
4	*302H717600	2H717600	HINGI ORIGINAL HOLDER	2	2	2
5	*303J902120	3J902120	CUSHION ORIGINAL MAT B	4	4	4
6	*303JC04200	3JC04200	PLATE ORIGINAL	1	1	1
7	*303JX02320	3JX02320	CUSHION ORIGINAL MAT A	4	4	4
8	*303K502080	3K502080	SPONGE ORIGINAL MAT	4	4	4

Ref. No.	Part.No.	Alternative.	Description	Quantity		
				120	230	240
101	7BB280410H	BB111250	+BIND T.T P SCREW 4X10(BLACK)			

- Parts with "*" are component parts or sub-assemblies of the assembly appearing immediately above them.
- Parts with "⊙" indicate regular maintenance parts.

- Parts with "••" are component parts or sub-assembly with "*" appearing immediately above them.

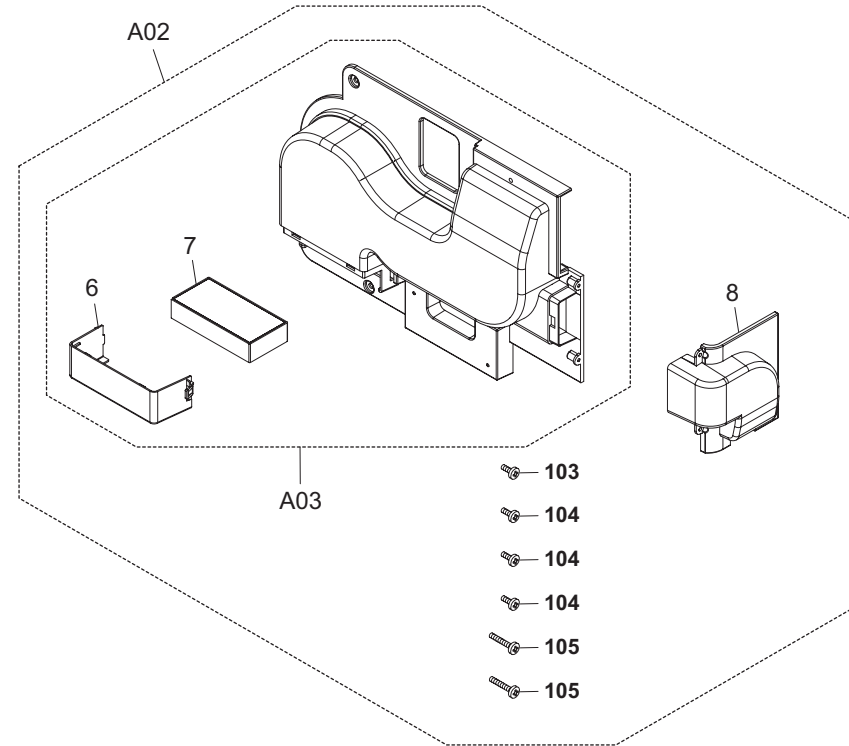
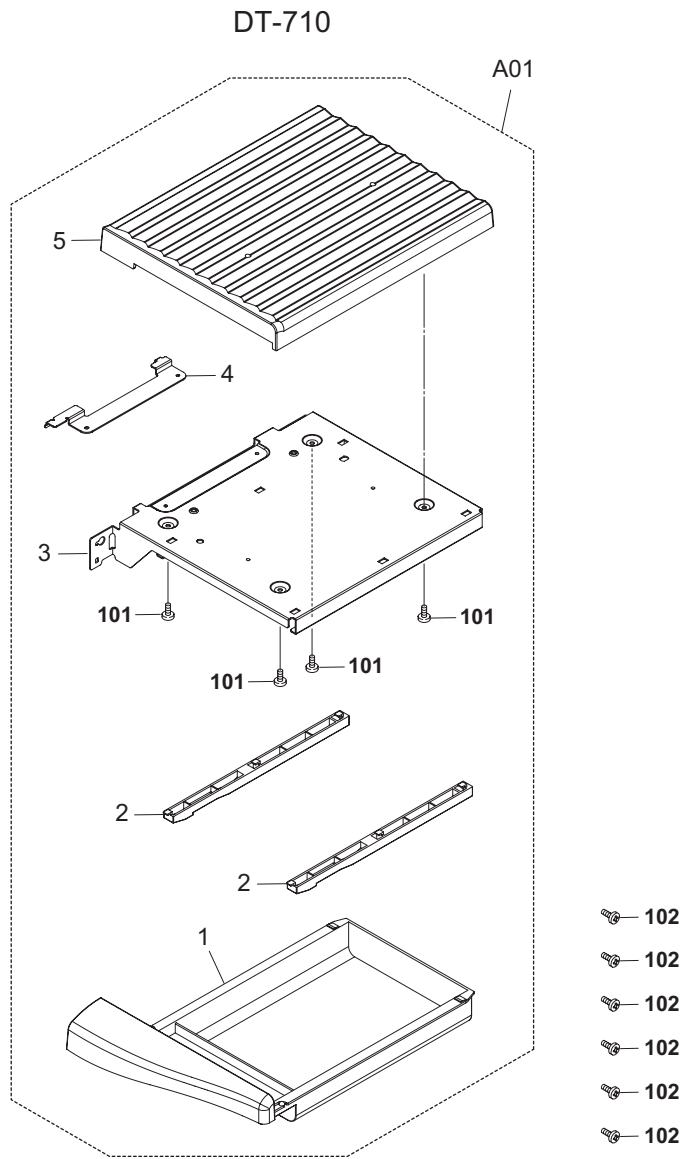


FIG. 32 Options 2

2JZ/2JX/2JV/2H7-1

Ref. No.	Part.No.	Alternative.	Description	Quantity		
				120	230	240
A01	1902H70UN0	092H70UN	DT-710/DOCUMENT TRAY (OPTION)	1	1	1
1	*2BJ60530	2BJ60530	LOWER WING TRAY	1	1	1
2	*302BJ60541	2BJ60541	RAIL WING TRAY	2	2	2
3	*302GR04490	2GR04490	MOUNT WING TRAY	1	1	1
4	*302GR04500	2GR04500	HOLDER WING TRAY	1	1	1
5	*302H704880	2H704880	UPPER WING TRAY	1	1	1
⊙ A02	302H794580	2H794580	PARTS DUCT OPTION UNIT	1	1	1
⊙ A03	*302H794590	2H794590	PARTS DUCT OPTION UNIT P	1	1	1
6	**302H733680	2H733680	COVER FILTER OPTION	1	1	1
⊙ 7	**302H733690	2H733690	FILTER OPTION	1	1	1
⊙ 8	*302H794600	2H794600	PARTS DUCT OPTION UNIT Q	1	1	1

Ref. No.	Part.No.	Alternative.	Description	Quantity		
				120	230	240
101	7BB200306H	BB105650	+BIND T.T P SCREW 3X6			
102	7BB000306H	BB106880	+BIND M SCREW 3X6			
103	7BB100308H	BB045340	+BIND TAP-TITE S SCREW M3X8 CRFREE			
104	7BB200308H	BB105660	+BIND T.T P SCREW 3X8			
105	7BB200320H	BB113430	+BIND T.T P SCREW 3X20			

- Parts with "*" are component parts or sub-assemblies of the assembly appearing immediately above them.
- Parts with "⊙" indicate regular maintenance parts.

- Parts with "*•" are component parts or sub-assembly with "*" appearing immediately above them.

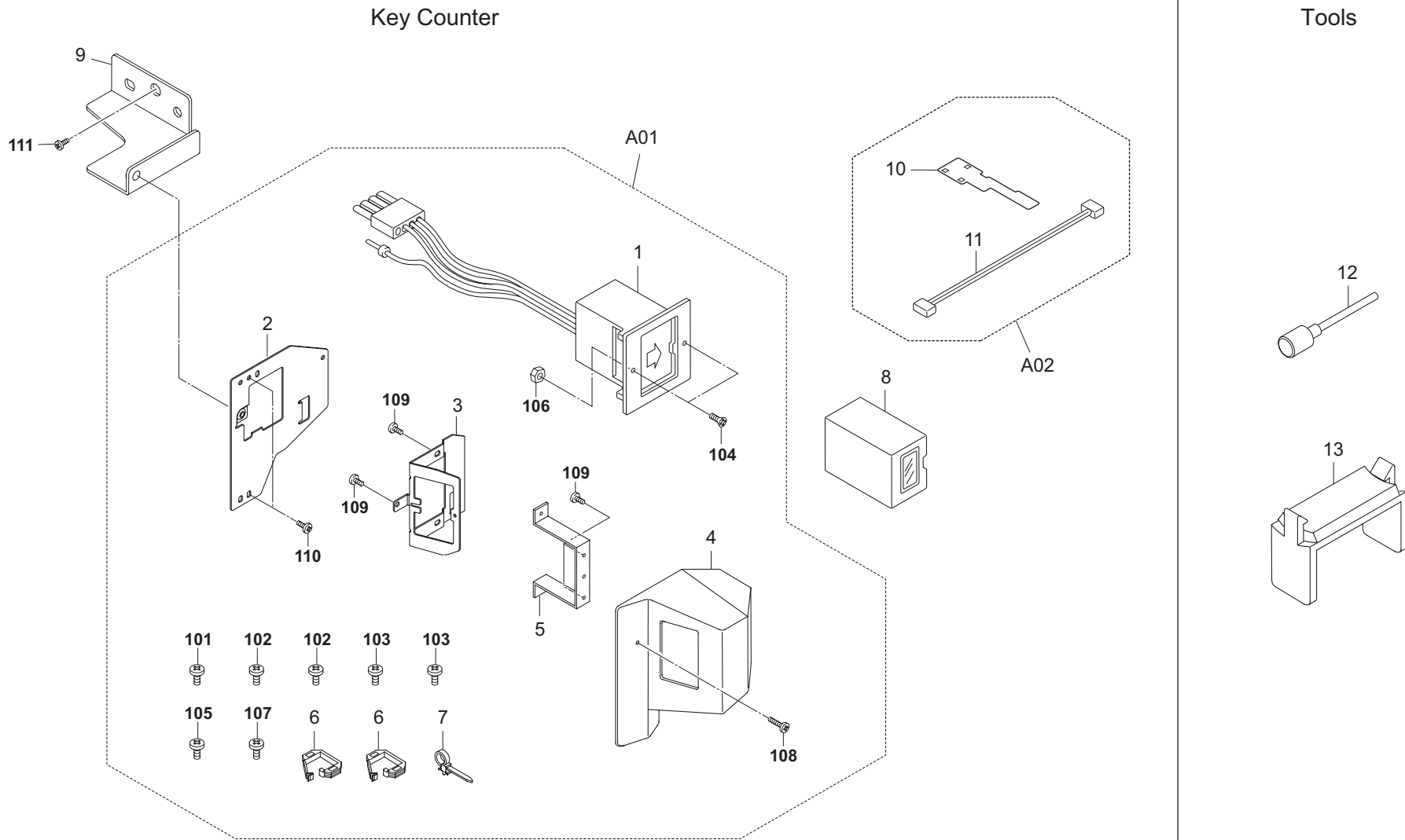


FIG. 33 Options 3 & Tools

2JZ/2JX/2JV/2H7-1

Ref. No.	Part.No.	Alternative.	Description	Quantity		
				120	230	240
⊙ A01	302A369708	2A369708	SET PARTS KEYCOUNTER NEW COLOR	1	1	1
1	*3029236241	29236241	SOCKET ASS'Y,KEY COUNTER	1	1	1
2	*302GR03010	2GR03010	RETAINER KEY COUNTER COVER	1	1	1
3	*302GR03020	2GR03020	RETAINER KEY COUNTER	1	1	1
4	*3066060011	66060011	COVER,KEY COUNTER	1	1	1
5	*3066060041	66060041	MOUNT,KEY COUNTER	1	1	1
6	*7YZM210006++H01	YZ038000	ACCESS.EDGING	2	2	2
7	*M21AH010	M21AH010	BAND,RSG-130-V0(KITAGAWA)	1	1	1
8	82142540	82142540	KEY COUNTER	1	1	1
⊙ 9	302FZ03010	2FZ03010	MOUNT KEY COUNTER	1	1	1
⊙ A02	302H794560	2H794560	PARTS KEY COUNTER WIRE KIT	1	1	1
10	*302H739960	2H739960	FILM WIRE OPE R	1	1	1
11	*302H746930	2H746930	WIRE KEY COUNTER	1	1	1
12	302FZ17100	2FZ17100	PIN POSITIONING SP	2	2	2
13	35968110	35968110	STOPPER WIRE ASS'Y SP	2	2	2

Ref. No.	Part.No.	Alternative.	Description	Quantity		
				120	230	240
101	5MBTPB3008PW++R	B1A63080	BIND T.T SCREW(+)/ M3 X 8 CRFREE P-T			
102	5MBTPB4010PW++R	B1A64100	BIND T.T SCREW(+)/ M4 X 10 CRFREE P-T			
103	5MBTPB4010TW++R	B1A54100	BIND T.T SCREW(+)/ M4 X 10 CRFREE S-T			
104	7BB003306H	BB040750	+COUNTER-SUNK HEAD SCREW M3X6 CRFREE			
105	7BB100420H	BB040740	+BIND TAP-TITE S SCREW M4X20 CRFREE			
106	7BC1003055++H01	BC018230	HEXA NUT M3			
107	B1B03080	B1B03080	+BIND SCREW M3X08			
108	B1B54300	B1B54300	+BIND TAP-TITE S SCREW M4X30(TRIVALENT C			
109	B4A04060	B4A04060	+TP-A SCREW M4X06(TRIVALENT CHROMATIN			
110	B4A04100	B4A04100	+TP-A SCREW M4X10(TRIVALENT CHROMATIN			
111	7BB180408H	BB111210	+BIND T.T S SCREW 4X8(BLACK)			

- Parts with "*" are component parts or sub-assemblies of the assembly appearing immediately above them.
- Parts with "⊙" indicate regular maintenance parts.

- Parts with "••" are component parts or sub-assembly with "•" appearing immediately above them.

FIG. 34 Maintenance Kits

2JZ/2JX/2JV/2H7-1

Ref. No.	Part.No.	Alternative.	Description	Quantity		
				120	230	240
	1702H70UN0	072H70UN	MK-855B/MAINTENANCE KIT (OPTION) (40/40, 50/40 ppm)	1	1	1
			•DLP C UNIT	1	1	1
			•DLP Y UNIT	1	1	1
			•DLP M UNIT	1	1	1
			•DRUM 50 Y UNIT	1	1	1
			•DRUM 50 M UNIT	1	1	1
			•DRUM 50 C UNIT	1	1	1
	1702H77US0	072H77US	MK-855A/MAINTENANCE KIT (OPTION) (40/40, 50/40 ppm)	1		
			•DRUM 50 UNIT	1		
			•TRANSFER BELT H UNIT	1		
			•DLP K UNIT	1		
			•FUSER 120 H UNIT SP	1		
			•ROLLER TRANSFER ASSY SP	1		
			•FILTER DUCT PU2	1		
			•FILTER VOC	1		
	1702H78EU0	072H78EU	MK-855A/MAINTENANCE KIT (OPTION) (40/40, 50/40 ppm)		1	1
			•DRUM 50 UNIT		1	1
			•TRANSFER BELT H UNIT		1	1
			•DLP K UNIT		1	1
			•FUSER 240 H UNIT SP		1	1
			•ROLLER TRANSFER ASSY SP		1	1
			•FILTER VOC		1	1
			•FILTER DUCT PU KME		1	1
	1702JZ0UN0	072JZ0UN	MK-865B/MAINTENANCE KIT (OPTION) (25/25, 30/30 ppm)	1	1	1
			•DRUM 25 Y UNIT	1	1	1
			•DRUM 25 M UNIT	1	1	1
			•DRUM 25 C UNIT	1	1	1
			•DLP C L UNIT	1	1	1
			•DLP Y L UNIT	1	1	1
			•DLP M L UNIT	1	1	1
	1702JZ7US0	072JZ7US	MK-865A/MAINTENANCE KIT (OPTION) (25/25, 30/30 ppm)	1		
			•ROLLER TRANSFER ASSY SP	1		
			•DRUM 25 UNIT	1		
			•TRANSFER BELT L UNIT	1		
			•DLP K L UNIT	1		
			•FUSER 120 L UNIT SP	1		
			•FILTER DUCT PU2	1		
			•FILTER VOC	1		
	1702JZ8EU0	072JZ8EU	MK-865A/MAINTENANCE KIT (OPTION) (25/25, 30/30 ppm)		1	1
			•ROLLER TRANSFER ASSY SP		1	1
			•DRUM 25 UNIT		1	1
			•TRANSFER BELT L UNIT		1	1
			•DLP K L UNIT		1	1
			•FUSER 240 L UNIT SP		1	1
			•FILTER VOC		1	1
			•FILTER DUCT PU KME		1	1

- Parts with "*" are component parts or sub-assemblies of the assembly appearing immediately above them.
- Parts with "⊙" indicate regular maintenance parts.

- Parts with "••" are component parts or sub-assembly with "*" appearing immediately above them.

INDEX

2JZ/2JX/2JV/2H7-1

Part.No.	Alternative.	Description	Fig.No.
1202H70UN0	022H70UN	PLATEN COVER TYPE(E)	31
1702H70UN0	072H70UN	MK-855B/MAINTENANCE KIT	34
1702H77US0	072H77US	MK-855A/MAINTENANCE KIT	34
1702H78EU0	072H78EU	MK-855A/MAINTENANCE KIT	34
1702JZ0UN0	072JZ0UN	MK-865B/MAINTENANCE KIT	34
1702JZ7US0	072JZ7US	MK-865A/MAINTENANCE KIT	34
1702JZ8EU0	072JZ8EU	MK-865A/MAINTENANCE KIT	34
1902H70UN0	092H70UN	DT-710/DOCUMENT TRAY	32
20305130	20305130	LABEL L,HIGH TEMPERATURE CAUTION(EXP)	27
28107400	28107400	BEARING,688ZZNR	14
29812291	29812291	CUSHION,CONTACT GLASS	15
2A105180	2A105180	LABEL,CAUTION CONTACT GLASS	15
2AR07220	2AR07220	PULLEY,PAPER FEED	7
2AR07230	2AR07230	PULLEY,SEPARATION	7,8
2AR07660	2AR07660	GUIDE FILM,SEPARATION PULLEY	7
2AR07800	2AR07800	PULLEY,CASSETTE RAIL	26
2AR27800	2AR27800	POWER CORD(230)	29
2AV12280	2AV12280	BASE RUBBER,SCANNER SECTION	4
2BC06510	2BC06510	BUSHING 8	20,21
2BC06520	2BC06520	BUSHING 6,REGISTRATION	7
2BC06750	2BC06750	RACK,CURSOR	9
2BC06910	2BC06910	STOPPER 6	12,14,20
2BC06980	2BC06980	STOPPER 5	21,26
2BC07050	2BC07050	PULLEY,LIFT WIRE	14
2BC07340	2BC07340	LEFT WIRE B,LIFT	9
2BC12190	2BC12190	SPRING,MIRROR HOLDER	14
2BG06480	2BG06480	BAND B	1
2BG16590	2BG16590	FELT TC CLN	27
2BG22530	2BG22530	SPRING COUPLING DLP	20
2BG22950	2BG22950	BUSH 8 EW	12
2BG22960	2BG22960	BUSH 6	8,10,12,21,22 ,26
2BG22970	2BG22970	BUSH 6 EW	8,10,12,13
2BG22980	2BG22980	BUSH 8	22,25
2BG22990	2BG22990	CUT WASHER 4	1,12,13,14,23
2BJ02110	2BJ02110	FULCRUM PLATE,MIDDLE TRAY	4
2BJ02121	2BJ02121	HOLDER,FULCRUM	4
2BJ06010	2BJ06010	PULLEY FEED A	7
2BJ60530	2BJ60530	LOWER WING TRAY	32
2BL04310	2BL04310	PLATE NUMBER	5
2BL04370	2BL04370	PLATE NUMBER 2	6
2BL07900	2BL07900	PLATE LEADING FEED	7
2BL16220	5AAVBRUSH036	BRUSH CLEANER	26
2C904550	2C904550	CUT WASHER 5	5,6
2C907280	2C907280	TORQUE LIMITER 340	8
2C912150	2C912150	RETAINER WIRE	14
2C912430	2C912430	LID KMAS	2
2C927090	2C927090	SENSOR ORIGINAL	15
2C927210	2C927210	SENSOR 248NL1	4,8,12,13,14 ,15,25

Part.No.	Alternative.	Description	Fig.No.
2DC12230	2DC12230	SLIDER SCANNER	14
2DD26070	2DD26070	PLATE OPTION	29
2FB07050	2FB07050	PIN CURSOR	5,6
2FB07060	2FB07060	SPRING CURSOR	5,6
2FB07330	2FB07330	STOPPER BYPASS TABLE	9
2FB12140	2FB12140	MIRROR A	14
2FB27190	2FB27190	FAN 60 COOLING	24
2FG01020	2FG01020	SIZE DETECTION ASS'Y	5,6,9
2FG27110	2FG27110	SWITCH REGISTRATION	12
3019527401	19527401	POWER CORD(120)	29
3029236241	29236241	SOCKET ASS'Y,KEY COUNTER	33
302A369708	2A369708	SET PARTS KEYCOUNTER NEW COLOR	33
302AR07041	2AR07041	SHAFT,WORK PLATE	5,6
302AR07252	2AR07252	SHAFT,PAPER FEED	7
302AR07271	2AR07271	SHAFT,LEADING FEED	7
302BC06035	2BC06035	TABLE A,BYPASS	9
302BC06046	2BC06046	TABLE B,BYPASS	9
302BC06052	2BC06052	TABLE C,BYPASS	9
302BC06061	2BC06061	TABLE D,BYPASS	9
302BC07861	2BC07861	TERMINAL,PAPER SIZE DETECTION	5,6,9
302BG06152	2BG06152	SHAFT FEED B	1
302BG06162	2BG06162	PULLEY FEED	1
302BJ60541	2BJ60541	RAIL WING TRAY	32
302C912291	2C912291	SPRING SCANNER TENSION	14
302FB05200	2FB05200	PLATE SIZE C	5,6
302FB05210	2FB05210	PLATE SIZE IN	5,6
302FB05380	2FB05380	LABEL VFEED CAUTION	13
302FB06151	2FB06151	JOINT DRIVE	8
302FB07032	2FB07032	LEVER CURSOR A	5,6
302FB07042	2FB07042	LEVER CURSOR B	5,6
302FB07420	2FB07420	PIN CASSETTE	5,6
302FB16320	2FB16320	PIN ROLLER RELEASE LEVER	4
302FB17700	2FB17700	SPRING BYPASS TEBLE	9
302FB17710	2FB17710	GEAR 18 IDLE DEVELOPING	9
302FB17730	2FB17730	SEAL BYPASS TABLE	9
302FB17740	2FB17740	SIZE INDICATOR BYPASS(M)	9
302FB17750	2FB17750	SIZE INDICATOR BYPASS(I)	9
302FB17760	2FB17760	PAD MP	8
302FB17800	2FB17800	PIN BYPASS TABLE	9
302FB25140	2FB25140	SWITCH BYPASS SIZE	9
302FB25180	2FB25180	SOLENOID LEADING FEED	8
302FB26290	2FB26290	LID VENDOR	28
302FG07252	2FG07252	UPPER HOUSING,PAPER FEED	7
302FG07260	2FG07260	LOWER HOUSING,PAPER FEED	7
302FG07290	2FG07290	ACTUATOR,PAPER EMPTY	7
302FG07300	2FG07300	HOLDER,ACTUATOR	7
302FG07310	2FG07310	REINFORCEMENT PRIMARY PAPER FEED	7
302FG07330	2FG07330	GROUND PLATE,PRIMARY PAPER FEED	7
302FZ01280	2FZ01280	PRINTED W.BOARD TONER FULL ASSY	26
302FZ01310	2FZ01310	VARISTOR TC ASSY	13

• Parts with "⊙" indicate regular maintenance parts.

	Part.No.	Alternative.	Description	Fig.No.		Part.No.	Alternative.	Description	Fig.No.
	302FZ02190	2FZ02190	SHUTTER ID SENSOR	27		302FZ07420	2FZ07420	LABEL JAM BYPASS B4	10
	302FZ02200	2FZ02200	SPRING SHUTTER ID SENSOR	27		302FZ07500	2FZ07500	BRACKET MPT GEAR	10
	302FZ02292	2FZ02292	STOPPER IMAGE UNIT R	3	⊙	302FZ07510	2FZ07510	GEAR JOINT MPT	10
	302FZ02300	2FZ02300	SPRING STOPPER	3		302FZ07540	2FZ07540	HOLDER SHAFT OUT	10
	302FZ02410	2FZ02410	LEVER RETAINER	26		302FZ07550	2FZ07550	SHEET BYPASS OUT	10
	302FZ02420	2FZ02420	SPRING RETAINER	26		302FZ08012	2FZ08012	BASE MPT	8
⊙	302FZ02580	2FZ02580	CAP HANDLE	3		302FZ08020	2FZ08020	LOWER GUIDE MPT	8
⊙	302FZ02591	2FZ02591	HOOK DLP	3		302FZ08030	2FZ08030	SHAFT FEED MPT	8
	302FZ02610	2FZ02610	MOUNT CASSETTE SW	27		302FZ08040	2FZ08040	SHAFT FEED JOINT MPT	8
⊙	302FZ02671	2FZ02671	CAM SHAFT BLADE	12		302FZ08050	2FZ08050	SHAFT SEPARATE MPT	8
	302FZ02682	2FZ02682	SHAFT CLN LSU	12		302FZ08072	2FZ08072	HOLDER MPT LF	8
	302FZ02691	2FZ02691	MOUNT SOLENOID	12		302FZ08090	2FZ08090	PAPER STOPPER MPT F	8
	302FZ02700	2FZ02700	MOUNT SHAFT CAM	12		302FZ08100	2FZ08100	PAPER STOPPER MPT R	8
	302FZ02720	2FZ02720	PLATE FUSER	4,27		302FZ08110	2FZ08110	LEVER STOPPER RELEASE	8
⊙	302FZ02741	2FZ02741	CLUTCH LSU CLEANING	12		302FZ08120	2FZ08120	SPRING SEPARATE PULLEY	8
	302FZ02770	2FZ02770	PLATE ID SENSOR	27	⊙	302FZ08130	2FZ08130	PULLEY LEADING FEED MPT	8
	302FZ02791	2FZ02791	MOUNT ISU ADJUST	4		302FZ08160	2FZ08160	HOLDER SEPARATE MPT	8
⊙	302FZ02830	2FZ02830	GEAR SWEEP Z23	26	⊙	302FZ08180	2FZ08180	GEAR MPT Z23	8,26
⊙	302FZ02850	2FZ02850	GEAR SWEEP Z28	26		302FZ08190	2FZ08190	SPRING HOLDER MPT	8
	302FZ02860	2FZ02860	SHAFT FEED SWEEP	26		302FZ08291	2FZ08291	SPRING MID MPT	8
⊙	302FZ03010	2FZ03010	MOUNT KEY COUNTER	33	⊙	302FZ08300	2FZ08300	GEAR MPT Z41Z35	8
	302FZ03061	2FZ03061	PLATE LSU ADJUST	16	⊙	302FZ08310	2FZ08310	ACTUATOR MIDDLE MPT	8
	302FZ03070	2FZ03070	RETAINING PIN DRAWER	27		302FZ08320	2FZ08320	LEVER MPT SOLENOID	8
	302FZ03110	2FZ03110	SEAL HANDLE	3		302FZ08350	2FZ08350	SPRING ACTUATOR MPT	8
⊙	302FZ04150	2FZ04150	COVER LEFT FRONT	1		302FZ08360	2FZ08360	COVER MPT DRIVE	8
⊙	302FZ04240	2FZ04240	LID COVER LEFT	1	⊙	302FZ08370	2FZ08370	GEAR JOINT MPT UNIT	8
	302FZ04310	2FZ04310	SHAFT LEFT COVER	13		302FZ08430	2FZ08430	SPRING SOLENOID MPT	8
⊙	302FZ04321	2FZ04321	LEVER LEFT COVER	13		302FZ08440	2FZ08440	PLATE EARTH MPT ROLL	8
	302FZ04420	2FZ04420	SHAFT LEFT COVER B	13	⊙	302FZ08450	2FZ08450	GEAR MPT FEED Z19 ASSY	8
	302FZ04830	2FZ04830	PLATE COVER LEFT MID	15	⊙	302FZ08500	2FZ08500	PAD MP L	9
	302FZ04990	2FZ04990	BAND LEFT COVER	13		302FZ09030	2FZ09030	CURSOR RIGHT	5
⊙	302FZ07020	2FZ07020	PULLEY MPT BYPASS	10		302FZ09040	2FZ09040	CURSOR RIGHT UPPER	5
	302FZ07061	2FZ07061	GUIDE BYPASS RIGHT	10		302FZ09070	2FZ09070	SHAFT HANDLE	5
	302FZ07071	2FZ07071	COVER BYPASS OUT	10	⊙	302FZ09130	2FZ09130	LABEL PAPER MAX	5
⊙	302FZ07080	2FZ07080	PULLEY BYPASS	10		302FZ12161	2FZ12161	SHUTTER CLN	3
⊙	302FZ07090	2FZ07090	BELT BYPASS	10		302FZ12190	2FZ12190	SEAL SHUTTER CLN	3
⊙	302FZ07100	2FZ07100	GEAR BYPASS A	10		302FZ12220	2FZ12220	SPRING SHUTTER CLN	3
⊙	302FZ07120	2FZ07120	GEAR BYPASS JOINT	10	⊙	302FZ14230	2FZ14230	GEAR Z14S	18
	302FZ07140	2FZ07140	COVER MPT REAR	10	⊙	302FZ17010	2FZ17010	PULLEY SCANNER 41/26	14
⊙	302FZ07150	2FZ07150	PULLEY TENSION BELT	10	⊙	302FZ17020	2FZ17020	PULLEY SCANNER 50	14
	302FZ07180	2FZ07180	PLATE EARTH MPT	10		302FZ17030	2FZ17030	MOUNT SCANNER DRIVE	14
	302FZ07210	2FZ07210	SPRING EARTH BYPASS JOINT	10	⊙	302FZ17040	2FZ17040	BELT SCANNER	14
	302FZ07240	2FZ07240	SLIDER BYPASS A	10		302FZ17051	2FZ17051	SEAL FRAME E	14
	302FZ07250	2FZ07250	SLIDER BYPASS B	10		302FZ17100	2FZ17100	PIN POSITIONING SP	33
	302FZ07302	2FZ07302	PLATE GUIDE MPT	10		302FZ20040	2FZ20040	SPRING LSU	16
	302FZ07310	2FZ07310	BUSH CONTACT MPT B	10		302FZ21300	2FZ21300	BEARING 688AZZ	12
	302FZ07320	2FZ07320	SPRING EARTH MPT A	10		302FZ21700	2FZ21700	HOLDER GUIDE PULLEY	11
	302FZ07330	2FZ07330	SPRING EARTH MPT B	10	⊙	302FZ21720	2FZ21720	POLYSLIDER CUT WASHER 4	30
⊙	302FZ07340	2FZ07340	LABEL JAM BYPASS B1	12	⊙	302FZ22040	2FZ22040	ROLLER REGIST R	12
	302FZ07380	2FZ07380	SPRING BYPASS PULLEY B	10	⊙	302FZ22090	2FZ22090	GUIDE TC L	13

• Parts with "⊙" indicate regular maintenance parts.

	Part.No.	Alternative.	Description	Fig.No.		Part.No.	Alternative.	Description	Fig.No.
⊙	302FZ22120	2FZ22120	GEAR REGIST Z18H	12	⊙	302FZ31280	2FZ31280	COLLAR DLP COUPLING	20
⊙	302FZ22130	2FZ22130	GEAR REGIST Z22H	13	⊙	302FZ31300	2FZ31300	GEAR Z38R MPF	21
	302FZ22140	2FZ22140	SHAFT MIDDLE L	8,12,13,25	⊙	302FZ31330	2FZ31330	GEAR Z22L DLP	20
⊙	302FZ22160	2FZ22160	ACTUATOR REGIST	12	⊙	302FZ31350	2FZ31350	GEAR Z22R	20
	302FZ22201	2FZ22201	PLATE DISCHARGER	13	⊙	302FZ31360	2FZ31360	GEAR Z50L	20
	302FZ22230	2FZ22230	CONTACT DISCHARGE	13	⊙	302FZ31420	2FZ31420	GEAR Z81L-Z22R	22
	302FZ22241	2FZ22241	PLATE EARTH REGIST	13	⊙	302FZ31430	2FZ31430	GEAR Z42L	22
	302FZ22341	2FZ22341	SPRING MIDDLE	12,13	⊙	302FZ31440	2FZ31440	GEAR Z14R LSU	22
	302FZ22350	2FZ22350	SPRING GUIDE TRANSFER	13	⊙	302FZ31450	2FZ31450	GEAR Z36L-Z22R REG	22
⊙	302FZ22380	2FZ22380	SHEET REGIST	12	⊙	302FZ31460	2FZ31460	GEAR Z52L LSU	22
⊙	302FZ22460	2FZ22460	SHEET MIDDLE BYPASS	12	⊙	302FZ31470	2FZ31470	GEAR Z33R-Z23R CL	22
⊙	302FZ22500	2FZ22500	LEVER MIDDLE F	12	⊙	302FZ31480	2FZ31480	GEAR Z33R-Z23R FEED	22
⊙	302FZ22520	2FZ22520	LEVER MIDDLE R	12	⊙	302FZ31490	2FZ31490	GEAR Z28L	22
	302FZ22560	2FZ22560	BUSH REGIST	13	⊙	302FZ31500	2FZ31500	GEAR Z32L-Z26R FEED CL	22
	302FZ22600	2FZ22600	SPRING MID LEVER F	12	⊙	302FZ31510	2FZ31510	GEAR Z26R-Z23L FEED CL	22
	302FZ22610	2FZ22610	SPRING MID LEVER R	12	⊙	302FZ31520	2FZ31520	GEAR Z38R DSK	21
	302FZ22621	2FZ22621	SPRING ACTUATOR REGIST	12	⊙	302FZ31530	2FZ31530	GEAR Z32L	22
	302FZ22720	2FZ22720	SHEET MIDDLE L	13	⊙	302FZ31540	2FZ31540	GEAR Z26L BYPASS	21
⊙	302FZ22750	2FZ22750	ROLLER FEED LOW	12	⊙	302FZ31550	2FZ31550	GEAR Z27S BYPASS	21
	302FZ22801	2FZ22801	GUIDE FEED LOW 1ST	12	⊙	302FZ31560	2FZ31560	GEAR Z84L Z30L TC	21
⊙	302FZ22820	2FZ22820	GUIDE FEED UP 1ST	12	⊙	302FZ31570	2FZ31570	GEAR Z20L FUSER DRIVE	21
⊙	302FZ22830	2FZ22830	GUIDE FEED UP 2ND	12	⊙	302FZ31580	2FZ31580	GEAR Z46 FUSER	21
⊙	302FZ22840	2FZ22840	ACTUATOR MID BYPASS	12	⊙	302FZ31590	2FZ31590	GEAR Z35L CL	22
	302FZ22870	2FZ22870	SPRING ACTUATOR BYPASS	12	⊙	302FZ31600	2FZ31600	GEAR Z28R	22
	302FZ23600	2FZ23600	PIPE JOINT ICL	3		302FZ31650	2FZ31650	SPRING JOINT	26
	302FZ23640	2FZ23640	SEAL PIPE WT ICL	3		302FZ31671	2FZ31671	JOINT GEAR EXIT	21
	302FZ24010	2FZ24010	SHEET REGIST L	13	⊙	302FZ31680	2FZ31680	PULLEY EXIT DRIVE	21
⊙	302FZ24160	2FZ24160	PAD REGIST	12	⊙	302FZ31690	2FZ31690	GEAR EXIT Z20	21
	302FZ24240	2FZ24240	SHEET DISCHARGER	13	⊙	302FZ31700	2FZ31700	GEAR EXIT Z63 Z21	21
	302FZ24550	2FZ24550	SEAL FAN CONV B	13		302FZ31710	2FZ31710	PIN MPF DRIVE	21
	302FZ25380	2FZ25380	SHAFT EXIT PULLEY	25	⊙	302FZ31720	2FZ31720	PIN MAIN DRIVE	20,23
	302FZ25940	2FZ25940	PULLEY GUIDE	11		302FZ31730	2FZ31730	PULLEY 26 FEED	21
	302FZ28110	2FZ28110	SPRING EXIT PULLEY A	25		302FZ31740	2FZ31740	PIN DRIVE FEED	22
	302FZ28260	2FZ28260	EXIT PUSH	25		302FZ31750	2FZ31750	PIN EXIT	21,23
	302FZ28270	2FZ28270	SPRING EXIT PUSH	25	⊙	302FZ31760	2FZ31760	GEAR EXIT Z39Z26	21
	302FZ29080	2FZ29080	RETAINER ACTUATOR DU	13	⊙	302FZ31770	2FZ31770	GEAR EXIT Z30 JOINT	21
⊙	302FZ29110	2FZ29110	BELT DU	13	⊙	302FZ31780	2FZ31780	GEAR EXIT Z48	21
⊙	302FZ29120	2FZ29120	PULLEY DU BELT	13		302FZ31790	2FZ31790	SPRING EXIT 60	21,23
	302FZ29131	2FZ29131	SPRING DU	13	⊙	302FZ31800	2FZ31800	GEAR Z25R JOINT	22
	302FZ29140	2FZ29140	COLLAR DU PULLEY	10,13,21	⊙	302FZ31811	2FZ31811	CLUTCH REGIST 8	22
⊙	302FZ31071	2FZ31071	MOTOR DU	13	⊙	302FZ31821	2FZ31821	CLUTCH FEED 6	22
	302FZ31131	2FZ31131	HOLDER FEED DRIVE	22	⊙	302FZ31830	2FZ31830	CLUTCH MPF 6	8
	302FZ31150	2FZ31150	PLATE DRIVE TC	21	⊙	302FZ31850	2FZ31850	GEAR Z22L CLN	20
	302FZ31170	2FZ31170	HOLDER CLUTCH	22	⊙	302FZ31863	2FZ31863	MOUNT FUSER DRIVE	21
	302FZ31200	2FZ31200	SHAFT FEED DRIVE	22	⊙	302FZ31870	2FZ31870	GEAR Z20 FUSER	21
	302FZ31210	2FZ31210	SHAFT FEED 2 DRIVE	22	⊙	302FZ31900	2FZ31900	GEAR Z60L CLN	20
	302FZ31220	2FZ31220	SHAFT BYPASS DRIVE	21	⊙	302FZ31910	2FZ31910	GEAR EXIT Z45Z22	21
	302FZ31240	2FZ31240	SHAFT LSU DRIVE	22	⊙	302FZ31920	2FZ31920	GEAR Z30 FUSER	21
⊙	302FZ31250	2FZ31250	COUPLING DLP DRIVE	20	⊙	302FZ31930	2FZ31930	GEAR Z65-Z29 FUSER	21
⊙	302FZ31260	2FZ31260	BELT FEED DRIVE	21		302FZ32012	2FZ32012	PLATE FUSER DRIVE	21

• Parts with "⊙" indicate regular maintenance parts.

	Part.No.	Alternative.	Description	Fig.No.		Part.No.	Alternative.	Description	Fig.No.
	302FZ32023	2FZ32023	HOLDER FUSER CL	21		302GR09051	2GR09051	LEVER CASSETTE	5,6
	302FZ32030	2FZ32030	SHAFT FUSER DRIVE	21		302GR09120	2GR09120	SPRING LEVER CASSETTE	5,6
⊙	302FZ32041	2FZ32041	CLUTCH FUSER 8	21		302GR09130	2GR09130	SHAFT PULLEY	5,6
	302FZ32070	2FZ32070	COUPLING PAPER FEED	22		302GR09140	2GR09140	SHAFT HANDLE	6
	302FZ32150	2FZ32150	PIN DLP DRIVE	20		302GR09150	2GR09150	WORK PLATE HANDLE	5,6
	302FZ39110	2FZ39110	MOUNT HV TERMINAL	28		302GR09160	2GR09160	STOPPER PAPER	5,6
⊙	302FZ39520	2FZ39520	SPRING HV MAIN	28		302GR09210	2GR09210	SEAL DETECTION PLATE	5,6
	302FZ39610	2FZ39610	HOLDER HV2 TC	27		302GR09220	2GR09220	PIN CURSOR	5,6
⊙	302FZ39620	2FZ39620	SPRING HV2 TC	27		302GR09250	2GR09250	FILM PWB COVER	5,6
⊙	302FZ39630	2FZ39630	SPRING HV2 SE	27		302GR09991	2GR09991	LIFT LOCK	5,6
	302FZ39720	2FZ39720	PLATE EARTH FEED	22		302GR17082	2GR17082	MIRROR FRAME A	14
⊙	302FZ44010	2FZ44010	FAN IMAGE	24		302GR17091	2GR17091	MIRROR FRAME B	14
⊙	302FZ44020	2FZ44020	FAN COOLING DLP 70	23,24,26		302GR17131	2GR17131	ADJUSTING PLATE B	14
⊙	302FZ44040	2FZ44040	FAN BOX COOLING	29		302GR17140	2GR17140	GUIDE WIRE A	14
⊙	302FZ44060	2FZ44060	FAN COOLING CONVEYING	15,24		302GR17150	2GR17150	GUIDE WIRE B	14
⊙	302FZ44090	2FZ44090	SWITCH REGISTRATION	13		302GR17160	2GR17160	GUIDE WIRE C	14
⊙	302FZ45120	2FZ45120	THERMISTOR	3	⊙	302GR17180	2GR17180	PIN SCANNER RETAINING	4,15
	302FZ46520	2FZ46520	WIRE MPF UNIT	8		302GR17190	2GR17190	SHAFT SCANNER	14
	302FZ46861	2FZ46861	WIRE TC GUIDE	13		302GR17200	2GR17200	PULLEY SCANNER 47/34	14
	302FZ46890	2FZ46890	WIRE FEED PI	4,13		302GR17210	2GR17210	PULLEY SCANNER 43	14
⊙	302FZ94472	2FZ94472	PARTS,ROLLER BYPASS A SP	10		302GR17220	2GR17220	MOUNT SCANNER DRIVE	14
⊙	302FZ94481	2FZ94481	PARTS,ROLLER BYPASS B SP	10		302GR17230	2GR17230	BELT SCANNER	14
⊙	302FZ94490	2FZ94490	PARTS,ROLLER MID MPT SP	8		302GR17250	2GR17250	REFLECTOR SCANNER	14
⊙	302FZ94520	2FZ94520	PARTS,ROLLER REGIST L SP	13		302GR17262	2GR17262	RETAINER MIRROR FRAME A	15
⊙	302FZ94540	2FZ94540	PARTS,ROLLER MIDDLE R SP	12		302GR17272	2GR17272	MOUNT DP HINGE	14
⊙	302FZ94620	2FZ94620	PARTS,ROLLER DUPLEX A SP	13	⊙	302GR17280	2GR17280	MIRROR B	14
⊙	302FZ94630	2FZ94630	PARTS,ROLLER DUPLEX B SP	13		302GR17300	2GR17300	MOUNT RELEASE SWITCH	14
	302G634070	2G634070	LABEL ENERGY STAR	1	⊙	302GR17350	2GR17350	PIN WIRE PULLEY B	14
	302GR02221	2GR02221	LEVER LOCK CASSETTE	3		302GR17360	2GR17360	SPRING FRAME RETAINER	15
	302GR02230	2GR02230	SPRING LEVER	3		302GR17370	2GR17370	SWITCH RELEASE	14
	302GR02311	2GR02311	MOUNT RUBBER ISU	4		302GR17380	2GR17380	SPRING RELEASE SWITCH	14
	302GR02321	2GR02321	ADJUSTOR ISU	4		302GR17400	2GR17400	FILM LAMP	14
	302GR02570	2GR02570	GROUND PLATE ISU C	14		302GR17410	2GR17410	SEAL FRAME A	14
	302GR03010	2GR03010	RETAINER KEY COUNTER COVER	33		302GR17420	2GR17420	SEAL FRAME B	14
	302GR03020	2GR03020	RETAINER KEY COUNTER	33		302GR17460	2GR17460	SEAL FRAME C	14
⊙	302GR04370	2GR04370	MAGNET CLIP DISH	2		302GR17561	2GR17561	COVER ISU	15
	302GR04490	2GR04490	MOUNT WING TRAY	32		302GR17620	2GR17620	TAPE REFLECTOR	14
	302GR04500	2GR04500	HOLDER WING TRAY	32		302GR17660	2GR17660	PIN ISU	14
	302GR05070	2GR05070	HANDLE OPE	30		302GR17670	2GR17670	PLATE HOLDER ISU	15
	302GR05080	2GR05080	CUSHION HANDLE A	30		302GR17680	2GR17680	PLATE SPRING ISU	15
	302GR05120	2GR05120	MOUNT SLIDE	30		302GR17740	2GR17740	GUIDE WIRE D	15
	302GR05280	2GR05280	LENS POWER LED	30		302GR17750	2GR17750	HOLDER PI	15
	302GR05290	2GR05290	LENS LED	30		302GR17770	2GR17770	GUIDE WIRE E	15
	302GR06060	2GR06060	HOLDER PICK	7		302GR17790	2GR17790	PLATE HOLDER RAIL	14
	302GR06070	2GR06070	SUPPORT PLATE FEED	7		302GR17811	2GR17811	PIN MOUNT LENS	15
	302GR06080	2GR06080	SPRING PICK	7		302GR17820	2GR17820	PULLEY SCANNER	13
	302GR06091	2GR06091	SPRING SEPARATION	7	⊙	302GR17830	2GR17830	PLATE MIRROR B	14
	302GR06101	2GR06101	SHAFT SEPARATION	7	⊙	302GR17840	2GR17840	SEAL PLATE MIRROR B	14
⊙	302GR06110	2GR06110	TORQUE LIMITER 360	7		302GR17860	2GR17860	PLATE PULLEY	14
	302GR06201	2GR06201	LEVER SEPARATION RELEASE	7		302GR17870	2GR17870	SEAL RAIL SCANNER F	14

• Parts with "⊙" indicate regular maintenance parts.

	Part.No.	Alternative.	Description	Fig.No.		Part.No.	Alternative.	Description	Fig.No.
	302GR17880	2GR17880	HOLDER BEARING	14	⊙	302H045051	2H045051	TABLET OPERATION	30
	302GR17910	2GR17910	SEAL COVER ISU LEFT A	15	⊙	302H045070	2H045070	LCD INVERTER	30
	302GR17920	2GR17920	SEAL COVER ISU LEFT B	15	⊙	302H045080	2H045080	HUMIDITY SENSOR	27
	302GR17930	2GR17930	SEAL SCANNER FRAME E	14		302H702100	2H702100	PLATE FRAME UPPER REAR	4
⊙	302GR17960	2GR17960	MIRROR C	14		302H702120	2H702120	MOUNT CONT BOX	28
	302GR17970	2GR17970	STOPPER PI	15		302H702140	2H702140	SUPPORT MOUNT DP	4
	302GR17980	2GR17980	PULLEY PLATE B	14		302H702150	2H702150	RAIL IMAGE FRONT	3
	302GR39190	2GR39190	COVER CONN	27		302H702160	2H702160	RAIL IMAGE REAR	3
⊙	302GR44112	2GR44112	MOTOR LIFT	27		302H702170	2H702170	RAIL DRUM LEFT	27
	302GR46170	2GR46170	WIRE PANEL LCD	30		302H702180	2H702180	SHEET RAIL IMAGE	27
	302GR46430	2GR46430	WIRE PRIMARY FEED UNIT1	7		302H702190	2H702190	SHEET PS	28
	302GR46450	2GR46450	WIRE CASSETTE UNIT	5,6		302H702210	2H702210	BASE HEATER OP	27
⊙	302H001230	2H001230	OPERATION UPPER PWB ASS'Y	30		302H702220	2H702220	SHEET RAIL PWB	3
⊙	302H001240	2H001240	OPERATION FRONT PWB ASS'Y	27		302H702230	2H702230	SHEET MOUNT LVU	3
	302H002380	2H002380	SHIELD SCREW	14, 15		302H702240	2H702240	BRACKET PPT	27
	302H005070	2H005070	SPRING HINGE OPE L	30		302H702250	2H702250	FRAME FUSER UNIT CENTER	4
	302H005080	2H005080	SPRING HINGE OPE R	30		302H702260	2H702260	FRAME FUSER UNIT FRONT	4
	302H005110	2H005110	HOLDER LCD B	30		302H702270	2H702270	FRAME FUSER UNIT REAR	4
⊙	302H005130	2H005130	KEY START	30		302H702280	2H702280	STOPPER IMAGE UNIT F	3
⊙	302H005140	2H005140	KEY STOP	30		302H702320	2H702320	STAY UPPER LEFT	4
⊙	302H005150	2H005150	KEY RESET	30		302H702340	2H702340	STAY UPPER REAR	4
⊙	302H005181	2H005181	KEY SAVER	30		302H702360	2H702360	STAY ISU UPPER RIGHT	4
	302H005191	2H005191	KEY ACCESS	30		302H702370	2H702370	GUIDE WIRE OPE	4
⊙	302H005200	2H005200	KEY LOG OUT	30		302H702380	2H702380	STAY ISU MIDDLE RIGHT	4
⊙	302H005210	2H005210	KEY HELP	30		302H702400	2H702400	HOUSING LED PWB	27
⊙	302H005220	2H005220	KEY COUNTER	30		302H702430	2H702430	SHEET TRANSFER R	27
⊙	302H005230	2H005230	KEY SYSTEM	30		302H702440	2H702440	GUIDE TC R	27
⊙	302H005250	2H005250	KEY SEND	30		302H702450	2H702450	SHEET LSU WIRE	4
⊙	302H005260	2H005260	KEY DOCUMENT	30		302H702500	2H702500	SPRING EARTH ICL	27
⊙	302H005300	2H005300	LENS KEY A	30		302H702510	2H702510	SPRING EARTH EXIT	4
⊙	302H005310	2H005310	LENS KEY B	30		302H702520	2H702520	STOPPER CLUTCH FEED	21
	302H005320	2H005320	MOUNT SLIDE LEFT	30		302H702530	2H702530	GUIDE WIRE MAIN	28
	302H005340	2H005340	BUSH SLIDE OPE	30		302H702540	2H702540	FILM WIRE OPE	4
	302H005350	2H005350	PIN HINGE OPE	30		302H702550	2H702550	SHEET STOPPER CLUTCH	21
	302H005360	2H005360	PLATE GROUND BASE OPE	30		302H702560	2H702560	MOUNT LSU RIGHT	16
	302H005370	2H005370	PLATE GROUND MOUNT OPE	30		302H702580	2H702580	PLATE EARTH PWB	27
	302H005610	2H005610	SPONGE LCD	30		302H702590	2H702590	BUSH SCREW	3
	302H005620	2H005620	SPRING EARTH LCD	30		302H702600	2H702600	SHAFT DRIVE A	26
⊙	302H005630	2H005630	KEY STATUS	30		302H702610	2H702610	SHAFT DRIVE B	26
⊙	302H005640	2H005640	KEY PROGRAM	30		302H702620	2H702620	BUSH COUPLING	26
⊙	302H005650	2H005650	KEY APPLICATION	30		302H702640	2H702640	BUSH JOINT	26
	302H005661	2H005661	SPRING USB HOST	30		302H702650	2H702650	PLATE WASTE DRIVE	26
	302H005690	2H005690	PIN HINGE OPE C	30		302H702660	2H702660	GUIDE WIRE OPE F	4
	302H009070	2H009070	WORK PLATE LIFT CASSETTE	5,6		302H702670	2H702670	COVER CONNECTOR HEATER	27
	302H009101	2H009101	BASE CASSETTE	5,6		302H702680	2H702680	SHAFT DRIVE C	26
	302H009110	2H009110	CURSOR C CASSETTE	6	⊙	302H702690	2H702690	TORQUE LIMITER	26
	302H009120	2H009120	PLATE CASSETTE EARTH	5,6	⊙	302H702700	2H702700	GEAR JOINT Z20S	26
	302H017230	2H017230	LID GUIDE WIRE C	24	⊙	302H702710	2H702710	GEAR WASTE Z12S	26
	302H034070	2H034070	LABEL PAPER SET	5,6	⊙	302H702720	2H702720	GEAR WASTE Z25 Z24	26
⊙	302H044120	2H044120	FAN COOLING 40-15	13	⊙	302H702730	2H702730	GEAR WASTE Z24S	26

• Parts with "⊙" indicate regular maintenance parts.

Part.No.	Alternative.	Description	Fig.No.	Part.No.	Alternative.	Description	Fig.No.
302H702740	2H702740	HOLDER DRIVE A	26	302H703460	2H703460	SEAL PIPE WASTE A	26
302H702780	2H702780	HOLDER JOINT JV	26	302H703470	2H703470	PULLEY WASTE	26
302H702800	2H702800	COUPLING WASTE	26	302H703480	2H703480	SHAFT PULLEY WASTE	26
302H702810	2H702810	HOOK TRAY R	26	302H703490	2H703490	SPRING WASTE SHUTTER	26
302H702820	2H702820	HOOK TRAY L	26	302H703500	2H703500	SPRING JOINT TUBE	26
302H702830	2H702830	SHAFT HOOK	26	302H703510	2H703510	SPRING TRAY WASTE	26
302H702840	2H702840	HOLDER BOTTLE	26	302H703520	2H703520	SPRING ATTACHMENT	26
302H702950	2H702950	CAP CAS FOOT	27	302H703530	2H703530	COVER CONNECTOR	26
302H702990	2H702990	HOLDER DRIVE C	26	302H703540	2H703540	PIPE DLP UP	26
302H703010	2H703010	RETAINER PU	26	302H703550	2H703550	PLATE HOLDER WT	26
302H703020	2H703020	HOUSING RETAINER	26	302H703560	2H703560	JOINT TUBE DLP BLADE	26
302H703030	2H703030	COVER RETAINER	26	302H703570	2H703570	SEAL CONT SHUTTER	26
302H703040	2H703040	PIPE WASTE LOW	26	302H703580	2H703580	COVER FILTER	26
302H703050	2H703050	PIPE WASTE UP	26	302H703590	2H703590	FILTER DUST	26
302H703060	2H703060	SCREW WASTE	26	302H703610	2H703610	SCREW WT ICL	3
302H703070	2H703070	SHUTTER WASTE	26	302H703620	2H703620	HOLDER MOTOR ICL	27
302H703080	2H703080	SEAL WASTE SHUTTER	26	302H703630	2H703630	GEAR WT MOTOR	3
302H703090	2H703090	PIPE DLP LOW	26	302H703650	2H703650	PIPE WT ICL	3
302H703100	2H703100	SHUTTER PIPE UP	26	302H703660	2H703660	GUIDE CONTAINER M	26
302H703110	2H703110	SHUTTER PIPE LOW	26	302H703670	2H703670	GUIDE CONTAINER C	26
302H703120	2H703120	SEAL PIPE DLP LOW	26	302H703680	2H703680	GUIDE CONTAINER Y	26
302H703130	2H703130	SEAL PIPE DLP UP	26	302H703690	2H703690	GUIDE CONTAINER K	26
302H703140	2H703140	SPRING PIPE LOW	26	302H703700	2H703700	TUBE COOLING UPPER K	26
302H703150	2H703150	HOLDER PWB FRONT	3	302H703730	2H703730	TUBE COOLING UPPER M	26
302H703170	2H703170	ATTACHMENT ID SENSOR	26	302H703740	2H703740	SEAL PIPE WASTE B	26
302H703180	2H703180	ATTACHMENT SW F	26	302H703760	2H703760	GUIDE HARNESS	27
302H703190	2H703190	RAIL WASTE R	26	302H703820	2H703820	SEAL TONER B	26
302H703200	2H703200	RAIL WASTE L	26	302H703830	2H703830	SEAL ICL SCREW	3
302H703210	2H703210	GEAR WASTE Z24	26	302H703850	2H703850	SEAL TONER A	27
302H703220	2H703220	GEAR SWEEP	26	302H703900	2H703900	PLATE CONTAINER CENTER	3
302H703230	2H703230	JOINT WASTE DRIVE	26	302H703910	2H703910	PLATE CONTAINER LEFT	3
302H703240	2H703240	SPRING PIPE UP	26	302H703920	2H703920	PLATE CONTAINER RIGHT	3
302H703250	2H703250	GEAR WASTE Z52S	26	302H704020	2H704020	COVER TOP	1
302H703260	2H703260	GEAR BEVEL DRIVE Z24	26	302H704030	2H704030	COVER RIGHT	2
302H703270	2H703270	GEAR BEVEL SCREW Z24	26	302H704040	2H704040	LID COVER RIGHT	2
302H703280	2H703280	SHAFT WASTE DRIVE	26	302H704050	2H704050	COVER RIGHT MID B	2
302H703290	2H703290	BRACKET FAN DLP	26	302H704060	2H704060	COVER FRONT LEFT	1
302H703300	2H703300	JOINT TUBE	26	302H704070	2H704070	COVER FRONT LEFT MID	1
302H703310	2H703310	JOINT TUBE DLP LID	26	302H704080	2H704080	COVER FRONT LEFT TOP	2
302H703320	2H703320	TUBE COOLING LOW K	26	302H704100	2H704100	COVER LEFT MID	15
302H703330	2H703330	TUBE COOLING LOW Y	26	302H704110	2H704110	COVER EXIT TOP	2
302H703340	2H703340	TUBE COOLING LOW C	26	302H704120	2H704120	COVER RIGHT TRAY	1
302H703350	2H703350	TUBE COOLING LOW M	26	302H704130	2H704130	COVER LEFT RL	1
302H703370	2H703370	COVER FULL SENSOR	26	302H704140	2H704140	COVER LEFT RT	1
302H703380	2H703380	TRAY WASTE	26	302H704160	2H704160	CLIP DISH	2
302H703390	2H703390	LEVER WASTE TRAY	26	302H704170	2H704170	COVER MAIN SW	2
302H703420	2H703420	PLATE DRUM EARTH	26	302H704190	2H704190	COVER RMB SUB	2
302H703430	2H703430	SEAL SCREW	26	302H704210	2H704210	COVER INNER LEFT	27
302H703440	2H703440	LID FULL SENSOR	26	302H704220	2H704220	COVER UPPER REAR	2
302H703450	2H703450	SPRING HOOK WASTE	26	302H704230	2H704230	COVER LOWER REAR	2

• Parts with "⊙" indicate regular maintenance parts.

	Part.No.	Alternative.	Description	Fig.No.		Part.No.	Alternative.	Description	Fig.No.
⊙	302H704240	2H704240	COVER ISU FRONT LOW	15		302H705340	2H705340	HINGE OPE RIGHT	30
⊙	302H704250	2H704250	COVER ISU FRONT TOP	15		302H705350	2H705350	BUSH PIN OPE	30
⊙	302H704260	2H704260	COVER ISU RIGHT	15		302H705360	2H705360	SPACER KEY	30
⊙	302H704270	2H704270	COVER ISU LEFT	15		302H705380	2H705380	SHEET OPE PWB	30
⊙	302H704280	2H704280	COVER ISU REAR	15		302H705390	2H705390	PLATE LED PWB	30
	302H704290	2H704290	REAR COVER TRAY	1		302H705520	2H705520	SHEET OPE INV	30
⊙	302H704310	2H704310	COVER EXIT FRONT	2		302H705540	2H705540	SHEET OPE SET B	30
⊙	302H704340	2H704340	GUIDE CLIP DISH	2		302H705550	2H705550	SHEET OPE SET C	30
⊙	302H704360	2H704360	COVER LEFT FRONT TOP	1		302H705560	2H705560	SHEET OPE SET D	30
	302H704390	2H704390	COVER FRONT LEFT INN	1		302H705570	2H705570	LABEL HIGH TEMP CAUTION	13
	302H704400	2H704400	SPRING COVER FL	1		302H705580	2H705580	CUSHION OPE A	30
	302H704410	2H704410	MAGNET CATCH	26		302H706010	2H706010	COVER PRIMARY WIRE	7
⊙	302H704420	2H704420	SEAL MAGNET	2		302H707010	2H707010	BASE MPF BYPASS	10
	302H704530	2H704530	MOUNT HINGE	4		302H707020	2H707020	HANDLE BYPASS	10
	302H704540	2H704540	PIN FRONT COVER	1		302H707030	2H707030	LEVER PUSH BYPASS	10
⊙	302H704550	2H704550	COVER FILTER ISU	15		302H707040	2H707040	LEVER JAM BYPASS	10
⊙	302H704560	2H704560	FILTER ISU	15		302H707050	2H707050	SPRING LEVER BYPASS	10
	302H704570	2H704570	SEAL COVER REAR A	2		302H707070	2H707070	PLATE EARTH BYPASS F	10
	302H704580	2H704580	SEAL COVER REAR B	2		302H707080	2H707080	GUIDE BYPASS IN	10
⊙	302H704600	2H704600	COVER OPE HARNESS	15		302H707110	2H707110	SPRING EARTH BYPASS F	10
	302H704620	2H704620	COVER RETAINER LOW	26		302H707120	2H707120	COVER MPT BYPASS	10
	302H704630	2H704630	COVER INNER RIGHT	1		302H707130	2H707130	PUSH COVER BYPASS	10
	302H704650	2H704650	SHEET INNER LEFT	27		302H707140	2H707140	LABEL JAM BYPASS B2	10
	302H704660	2H704660	COVER LEFT FEED LOW	1		302H707150	2H707150	LABEL JAM BYPASS B3	10
	302H704670	2H704670	SHEET CONTAINER LEFT	3		302H707160	2H707160	SPRING BYPASS MOTION	10
	302H704680	2H704680	STOPPER WIRE	3		302H708050	2H708050	LABEL MP CAUTION E S	9
	302H704800	2H704800	SPONGE RIGHT FAN A	2	⊙	302H708070	2H708070	LABEL ORIGINAL MAX	9
	302H704810	2H704810	SPONGE RIGHT FAN B	2		302H708080	2H708080	LABEL MP CAUTION PIC S	9
	302H704820	2H704820	SPONGE RIGHT FAN C	2	⊙	302H708090	2H708090	LABEL BYPASS OPERATION	5
	302H704830	2H704830	SEAL FAN RETAINER 1	1		302H708100	2H708100	LABEL JAM LEVER GUIDE	5
	302H704840	2H704840	SEAL FAN RETAINER 2	1		302H708110	2H708110	CURSOR MPT F	9
	302H704850	2H704850	SPONGE FAN FRONT	4		302H708120	2H708120	CURSOR MPT R	9
	302H704870	2H704870	SPRING FEED LOW	1		302H708130	2H708130	PAD WIRE	8
	302H704880	2H704880	UPPER WING TRAY	32		302H708140	2H708140	LABEL MP CAUTION SET E	9
⊙	302H705010	2H705010	COVER OPERATION	30		302H708150	2H708150	SPONGE WIRE MPT	9
⊙	302H705020	2H705020	COVER BASE OPERATION	30	⊙	302H709010	2H709010	COVER CASSETTE 1ST	5
⊙	302H705030	2H705030	KEY COLOR	30	⊙	302H709020	2H709020	COVER CASSETTE 2ND	6
⊙	302H705040	2H705040	KEY 10	30	⊙	302H709030	2H709030	COVER CASSETTE HANDLE	5,6
⊙	302H705050	2H705050	COVER OUTLINE OPERATION	30	⊙	302H709040	2H709040	HANDLE CASSETTE	5,6
⊙	302H705100	2H705100	COVER OPE REAR	30		302H709050	2H709050	CASSETTE 1ST	5
	302H705110	2H705110	MOUNT HANDLE OPE	30		302H709060	2H709060	CASSETTE 2ND	6
	302H705120	2H705120	BASE OPERATION	30		302H709070	2H709070	JOINT HANDLE CASSETTE	5,6
	302H705130	2H705130	MOUNT LCD	30		302H709080	2H709080	ADJUSTING PLATE CASSETTE	5,6
⊙	302H705140	2H705140	KEY INTERRUPT	30		302H709090	2H709090	FRONT CURSOR CASSETTE	5,6
	302H705150	2H705150	MOUNT INVERTER	30		302H709100	2H709100	REAR CURSOR CASSETTE	5,6
⊙	302H705160	2H705160	COVER KEY COLOR	30		302H709110	2H709110	RAIL CURSOR R	5,6
	302H705180	2H705180	FILM OPE WIRE	14		302H709120	2H709120	LID PAPER SIZE	5,6
⊙	302H705190	2H705190	KEY POWER SUPPLY	30		302H709130	2H709130	RAIL CURSOR A	5,6
⊙	302H705320	2H705320	KEY COPY	30		302H709140	2H709140	SUPPORT PLATE	5,6
	302H705330	2H705330	HINGE OPE LEFT	30		302H709150	2H709150	DETECTION PLATE PAPER SIZE	5,6

• Parts with "⊙" indicate regular maintenance parts.

	Part.No.	Alternative.	Description	Fig.No.		Part.No.	Alternative.	Description	Fig.No.
	302H709160	2H709160	CUSHION PUSH BYPASS	5		302H722240	2H722240	SHAFT HOOK	13
	302H709170	2H709170	SHEET LEVER BYPASS	5		302H722250	2H722250	JOINT HOOK CONVEYING	13
	302H714230	2H714230	COVER FRONT BK DLP	18	⊙	302H722260	2H722260	COVER LEFT DU	13
	302H714320	2H714320	COVER REAR BK DLP	18		302H722270	2H722270	STOPPER COVER DU	13
⊙	302H714470	2H714470	COVER FRONT C DLP	18		302H722280	2H722280	SPRING COVER DU	13
⊙	302H714480	2H714480	COVER FRONT Y DLP	18	⊙	302H722290	2H722290	COVER LED LEFT	13
⊙	302H714490	2H714490	COVER FRONT M DLP	18		302H722310	2H722310	SHEET COVER LEFT	13
⊙	302H714500	2H714500	COVER REAR C DLP	18		302H722320	2H722320	SHEET PLATE LEFT	13
⊙	302H714510	2H714510	COVER REAR Y DLP	18		302H722330	2H722330	GUIDE LEFT DU	13
⊙	302H714520	2H714520	COVER REAR M DLP	18		302H722340	2H722340	SHEET RELEASE CORD	13
⊙	302H714570	2H714570	GEAR MAG Z22H	18		302H722350	2H722350	HOLDER DISCHARGER	13
⊙	302H714580	2H714580	GEAR SLEEVE Z27H	18		302H722390	2H722390	SPRING EARTH GUIDE TC	13
⊙	302H714600	2H714600	GEAR IDLE Z24H	18		302H722420	2H722420	SPRING EARTH PLATE LEFT	13
	302H714630	2H714630	UPPER DUCT DLP	18		302H722440	2H722440	RETAINER SENS LOOP	13
	302H717010	2H717010	MOUNT SCANNER PWB	15		302H722450	2H722450	PLATE SENSOR LOOP	13
	302H717020	2H717020	GUIDE FFC	15		302H722490	2H722490	COVER FILTER DU	13
	302H717030	2H717030	LID PWB	15		302H722500	2H722500	GUIDE MIDDLE R	12
	302H717060	2H717060	BRACKET FAN ISU	15		302H722510	2H722510	WIRE GUIDE MIDDLE	12
	302H717150	2H717150	SEAL BRACKET ISU	14		302H722520	2H722520	PLATE EARTH SHAFT	12
	302H717160	2H717160	PULLEY SCANNER	14	⊙	302H722530	2H722530	GEAR MIDDLE A	12
	302H717240	2H717240	COVER SHIELD FAN ISU	15	⊙	302H722540	2H722540	GEAR MIDDLE B	12
	302H717250	2H717250	DRUM PULLEY	14	⊙	302H722550	2H722550	GEAR MIDDLE Z19S	12
	302H717290	2H717290	BASE RUBBER SCANNER SECTION	14		302H722600	2H722600	GUIDE MIDDLE LOW	12
	302H717300	2H717300	SEAL MOUNT PWB	15		302H722610	2H722610	GUIDE MIDDLE BYPASS	12
	302H717320	2H717320	HOLDER GUIDE WIRE C	14		302H722620	2H722620	PLATE SENS MIDDLE	12
	302H717370	2H717370	PULLEY SCANNER	14		302H722630	2H722630	SPRING EARTH MID LOW	12
⊙	302H717380	2H717380	WIRE SCANNER FRONT	14		302H722640	2H722640	SPRING EARTH SENS	12
⊙	302H717390	2H717390	WIRE SCANNER REAR	14		302H722660	2H722660	GUIDE FEED LOW 2ND	12
	302H717400	2H717400	MOUNT DP PLATE	14		302H722670	2H722670	SHEET WIRE CONV C	13
	302H717500	2H717500	COVER PLATEN	31		302H722680	2H722680	SHEET WIRE CONV R	13
	302H717510	2H717510	COVER POCKET	31		302H722690	2H722690	SHEET WIRE CONV E	13
	302H717520	2H717520	STOPPER RELEASE SWITCH	31		302H722700	2H722700	GUIDE FEED R	12
	302H717530	2H717530	SEAL GUIDE WIRE D2	15		302H722710	2H722710	SHEET DUCT LOOP 1	13
	302H717600	2H717600	HINGI ORIGINAL HOLDER	31		302H722720	2H722720	SHEET DUCT LOOP 2	13
	302H721120	2H721120	GUIDE BELT UP	11		302H722730	2H722730	BUSH SP B	1,8,12,13
	302H722010	2H722010	BASE CONVEYING	13		302H722740	2H722740	SPRING FEED LOW B	1
	302H722020	2H722020	COVER PWB FEED	13		302H722760	2H722760	PULLEY MIDDLE A	13
	302H722050	2H722050	SPRING EARTH FEED UNIT	13		302H722770	2H722770	SHAFT MIDDLE A	13
	302H722060	2H722060	GUIDE CONVEYING TC	13	⊙	302H722780	2H722780	LABEL LEFT COVER HANDLE	13
	302H722070	2H722070	PLATE GUIDE CONVEYING H	13		302H722810	2H722810	GUIDE LEFT FEED LOW	1
	302H722080	2H722080	PLATE CONV FAN	13		302H722820	2H722820	SPRING CONTACT DISCHARGER	13
	302H722090	2H722090	GUIDE MIDDLE L	13		302H722860	2H722860	SHEET FAN COVEYING	13
	302H722110	2H722110	SHAFT HOOK CONVEYING	13		302H722870	2H722870	FILTER DU	13
	302H722120	2H722120	SPRING EARTH CONVEYING	13		302H722880	2H722880	SHEET HARNESS	13
	302H722130	2H722130	PLATE EARTH CONVEYING	13		302H722900	2H722900	CONTACT TRANSFER	13
	302H722150	2H722150	SPRING CONVEYING F	13		302H722910	2H722910	PLATE EARTH FAN	13
	302H722160	2H722160	SPRING CONVEYING R	13		302H722970	2H722970	PLATE LEFT COVER ASSY	13
	302H722170	2H722170	SPRING TRANSFER F	13		302H724010	2H724010	BUSH10 REGIST C	13
	302H722180	2H722180	SPRING TRANSFER R	13		302H724020	2H724020	SPRING REGIST C	13
⊙	302H722200	2H722200	COVER LEFT	13		302H724030	2H724030	SPRING REGIST F	13

• Parts with "⊙" indicate regular maintenance parts.

	Part.No.	Alternative.	Description	Fig.No.		Part.No.	Alternative.	Description	Fig.No.
	302H724040	2H724040	SPRING REGIST R	13		302H729120	2H729120	SPRING ACT DU	13
	302H724060	2H724060	SPRING DAMPER CONV	13		302H729130	2H729130	PLATE EARTH MOTOR DU	13
	302H724070	2H724070	WIRE DAMPER CONV	13		302H731100	2H731100	SHEEL FEED DRIVE	22
	302H724080	2H724080	PLATE DAMPER A	13		302H731110	2H731110	HOLDER FEED DRIVE	22
	302H724100	2H724100	COVER DAMPER SPRING	13		302H731120	2H731120	PLATE REGIST	22
	302H724110	2H724110	PLATE PIN WIRE CONV	13		302H731130	2H731130	PLATE FEED	22
	302H724130	2H724130	GUIDE TC UP L5	13		302H731140	2H731140	SHAFT FEED DRIVE A	22
	302H724140	2H724140	HOOK CONVEYING S F	13		302H731150	2H731150	SHAFT FEED DRIVE B	22
	302H724150	2H724150	HOOK CONVEYING S R	13		302H731160	2H731160	PIN FEED DRIVE	22
	302H724170	2H724170	STOPPER TRANS BEARING	13	⊙	302H731170	2H731170	GEAR Z47L Z26L FEED	22
	302H724180	2H724180	SHEET CONV MID	13	⊙	302H731180	2H731180	GEAR Z32R Z23R FEED	22
	302H724190	2H724190	HOLDER MIDDLE R	12	⊙	302H731190	2H731190	GEAR Z22R FEED	22
	302H724200	2H724200	SHEET DAMPER SPRING	13	⊙	302H731200	2H731200	GEAR Z27R FEED	22
	302H724210	2H724210	SHEET WIRE LED	12,13	⊙	302H731210	2H731210	GEAR Z23L FEED	22
	302H724220	2H724220	FILM WIRE GUIDE	12		302H731220	2H731220	SHAFT MIDDLE DRIVE	22
	302H724270	2H724270	CENTER SPONGE GUIDE FEED	12		302H731230	2H731230	SHAFT LSU DRIVE	22
	302H724280	2H724280	CENTER FILM GUIDE FEED	12	⊙	302H731240	2H731240	GEAR Z42L FEED	22
	302H724290	2H724290	FILM GUIDE HOLE	12	⊙	302H731250	2H731250	GEAR Z22L MOTOR	22
	302H728010	2H728010	ROLLER EXIT FD	25	⊙	302H731260	2H731260	GEAR Z43R MIDDLE	22
	302H728020	2H728020	GUIDE EXIT ROTARY	25	⊙	302H731280	2H731280	GEAR Z29R MIDDLE	22
	302H728030	2H728030	PLATE GUIDE	25	⊙	302H731290	2H731290	GEAR Z45R REG	21
⊙	302H728040	2H728040	GEAR GUIDE CHANGE	25	⊙	302H731310	2H731310	HOLDER MAIN DRIVE	20
	302H728050	2H728050	PULLEY EXIT	25		302H731320	2H731320	PLATE MAIN DRIVE	20
⊙	302H728060	2H728060	GEAR Z25S	25		302H731390	2H731390	COVER DRUM SENSOR	22
⊙	302H728070	2H728070	GEAR Z20S-Z23S	25		302H731400	2H731400	SHAFT CLN DRIVE	20
⊙	302H728080	2H728080	GEAR Z23S EXIT	25		302H731410	2H731410	SHAFT DLP DRIVE MK	20
⊙	302H728090	2H728090	GEAR Z29S	25		302H731420	2H731420	SHAFT DLP DRIVE CY	20
	302H728100	2H728100	SPRING EXIT PULLEY	13	⊙	302H731430	2H731430	GEAR Z68L Z29L MAIN	20
	302H728120	2H728120	SPRING EARTH	25	⊙	302H731440	2H731440	GEAR Z70L Z22L MAIN	20
	302H728150	2H728150	FRAME EXIT UPPER	25	⊙	302H731450	2H731450	GEAR Z70L Z22R	20
	302H728160	2H728160	FRAME EXIT LOWER	25	⊙	302H731460	2H731460	GEAR Z42R MAIN	20
	302H728170	2H728170	FRAME EXIT LEFT	13	⊙	302H731470	2H731470	GEAR Z48L MAIN	20
	302H728180	2H728180	ACTUATOR EXIT L	13	⊙	302H731480	2H731480	GEAR Z60R MAIN	20
	302H728200	2H728200	SPRING ACTUATOR L	13	⊙	302H731490	2H731490	GEAR Z50R MAIN	20
	302H728230	2H728230	ACTUATOR EXIT SENSOR	25	⊙	302H731500	2H731500	GEAR Z36L MAIN	20
	302H728240	2H728240	STOPPER SHAFT	25		302H731510	2H731510	HOLDER CONT DRIVE	23
	302H728260	2H728260	PLATE EXIT FRONT	25	⊙	302H731520	2H731520	PLATE CONT DRIVE	23
	302H728270	2H728270	COVER EXIT REAR	25	⊙	302H731530	2H731530	GEAR Z61L Z21 CONT D	23
	302H728280	2H728280	COVER EXIT FRONT	25	⊙	302H731540	2H731540	GEAR Z49 P26 CONT D	23
	302H728290	2H728290	COVER LEFT GUIDE	13	⊙	302H731550	2H731550	GEAR Z55 CONT D	23
	302H728300	2H728300	HOLDER SENSOR	13	⊙	302H731560	2H731560	GEAR Z34L Z22R	23
	302H728310	2H728310	PULLEY EXIT B	25	⊙	302H731570	2H731570	GEAR Z39 CONT D	23
	302H728340	2H728340	SPONGE SHAFT STOPPER	25	⊙	302H731580	2H731580	GEAR Z34L Z22L CONT D	23
	302H729010	2H729010	FRAME DU	13		302H731590	2H731590	PULLEY 32 CONT D	23
⊙	302H729020	2H729020	GEAR DU IDLE Z45S	13		302H731600	2H731600	PIN CONT D	21,23
	302H729030	2H729030	MOUNT MOTOR DU HIGH	13		302H731610	2H731610	SHAFT PADDLE CONT D	23
	302H729060	2H729060	PLATE EARTH DU	13		302H731620	2H731620	DUCT CONT D	23
⊙	302H729070	2H729070	GEAR DU Z32S	13		302H731630	2H731630	COVER DUCT CONT D	23
	302H729100	2H729100	SPRING EARTH PLATE DU	13		302H731640	2H731640	COUPLING CONT D	23
	302H729110	2H729110	ACTUATOR DU	13		302H731650	2H731650	SPRING PADDLE CONT D	23

• Parts with "⊙" indicate regular maintenance parts.

	Part.No.	Alternative.	Description	Fig.No.		Part.No.	Alternative.	Description	Fig.No.
	302H731660	2H731660	SPRING SPIRAL CONT D	23		302H733210	2H733210	DUCT FAN PS2	24
	302H731690	2H731690	HOLDER SPIRAL DRIVE H	23		302H733220	2H733220	SHEET STOPPER WIRE VU	24
⊙	302H731700	2H731700	GEAR Z21 CONT	23		302H733250	2H733250	COVER FILTER DUCT PU	1
	302H731710	2H731710	WORM WHEEL 22-Z14	23		302H733260	2H733260	LOWER FILM ID SENSOR	27
⊙	302H731720	2H731720	GEAR Z32R Z20L MIDDLE	22		302H733270	2H733270	REAR FILM FRAME REAR	3
⊙	302H731730	2H731730	GEAR Z34L MIDDLE	22		302H733290	2H733290	FRONT FILM ID SENSOR	27
⊙	302H731740	2H731740	GEAR Z48R MIDDLE	22		302H733300	2H733300	REAR FILM FRAME MID	3
⊙	302H731750	2H731750	GEAR Z51L Z23L FEED	22		302H733380	2H733380	DUCT EXIT REAR	24
⊙	302H731760	2H731760	BELT CONT D	23		302H733390	2H733390	DUCT COOLING FAN	24
⊙	302H731780	2H731780	GEAR Z34 CONT D	23		302H733400	2H733400	COVER FILTER	2
⊙	302H731790	2H731790	GERA Z46L CONT D	23		302H733410	2H733410	FILTER COOLING FAN	2
	302H731810	2H731810	PIN DRIVE MIDDLE	22		302H733420	2H733420	GUIDE COVER FILTER	2
	302H731820	2H731820	PLATE MPF DRIVE	21		302H733430	2H733430	SCREW FAN	24
	302H731830	2H731830	HOLDER MPF DRIVE	21		302H733530	2H733530	SHEET FUN GUIDE	24
⊙	302H731840	2H731840	GEAR Z86L Z30L MPF	21	⊙	302H733540	2H733540	FILTER DUCT PU2	1
⊙	302H731850	2H731850	GEAR Z51L	21		302H733590	2H733590	SHEET FAN VU	24
⊙	302H731860	2H731860	GEAR Z64R	21	⊙	302H733600	2H733600	GUIDE FILTER VOC	2
⊙	302H731870	2H731870	GEAR Z21R BRS	21	⊙	302H733610	2H733610	FILTER VOC	2
⊙	302H731890	2H731890	GEAR Z85L-Z47R MPF	21	⊙	302H733630	2H733630	FILTER DUCT PU KME	1
	302H731900	2H731900	SHAFT BRS DRIVE	21		302H733680	2H733680	COVER FILTER OPTION	32
	302H731920	2H731920	SHAFT MPF CL	21	⊙	302H733690	2H733690	FILTER OPTION	32
⊙	302H731930	2H731930	GEAR Z38L CONT D	23		302H733700	2H733700	SHEET INTERCEPT FUSER	4
	302H731950	2H731950	HOLDER JOINT CNG	23		302H734020	2H734020	LABEL OFF CAUTION A	2
⊙	302H731970	2H731970	GEAR Z28R JOINT	23		302H734030	2H734030	LABEL CAUTION HG	2
	302H731990	2H731990	CUT WASHER 10	22		302H734040	2H734040	LABEL CURSOR OPERATION	5
	302H732010	2H732010	COVER FUSER MOTOR	21		302H734050	2H734050	LABEL CASSETTE SIZE L	5,6
	302H732020	2H732020	SEAL DRUM DRIVE	22		302H734060	2H734060	LABEL CASSETTE SIZE S	5,6
	302H732030	2H732030	SHAFT OWCE CONT D	23		302H734070	2H734070	LABEL CASSETTE OPERATION B	6
⊙	302H732040	2H732040	GEAR Z61L OW	23		302H734080	2H734080	LABEL PAPER UPPER LIMIT	6
⊙	302H732050	2H732050	GEAR Z34L CONT D	23		302H734090	2H734090	LABEL CASSETTE OPERATION A	5
⊙	302H732070	2H732070	GEAR Z34R Z22R CONT D	23		302H734110	2H734110	LABEL OPERATION CAUTION (EN)	15
⊙	302H732090	2H732090	GEAR Z18S BRS	21		302H734120	2H734120	LABEL CONVEY JAM	1
	302H732170	2H732170	SHEET WIRE CONT D	23		302H734130	2H734130	LABEL CLEANING	26
	302H732180	2H732180	PLATE EARTH CONT D	23	⊙	302H734140	2H734140	LABEL EMBLEM	1
	302H732200	2H732200	CASE FAN CONT D	23		302H734160	2H734160	LABEL INNER COVER	26
	302H732210	2H732210	COLLAR PULLEY CONT D	23		302H734170	2H734170	LABEL PUSH A	26
	302H732230	2H732230	SHEET WIRE CL	13,22		302H734180	2H734180	LABEL PAPER UPPER LIMIT 1ST	5
	302H733010	2H733010	DUCT EXIT LOWER	24		302H734190	2H734190	LABEL SW CAUTION SET E	2
	302H733020	2H733020	DUCT EXIT UPPER	24		302H734200	2H734200	LABEL OPERATION CAUTION SET AE	15
	302H733030	2H733030	DUCT PU FRONT	24		302H739010	2H739010	CONT BOX	29
	302H733040	2H733040	DUCT PU REAR	24		302H739020	2H739020	BRACKET HDD	29
	302H733080	2H733080	COVER FILTER VU	2		302H739030	2H739030	STAY SHIELD BOX	4
	302H733090	2H733090	DUCT FAN VU UPPER	24		302H739040	2H739040	RAIL PWB	29
	302H733100	2H733100	DUCT FAN VU LOWER	24		302H739050	2H739050	PLATE INLET	28
	302H733110	2H733110	MOUNT FAN IMAGE	24		302H739060	2H739060	COVER INLET	27
	302H733130	2H733130	MOUNT FAN CONT BK	24		302H739070	2H739070	BRACKET OPTION IF	28
	302H733140	2H733140	COVER FAN CONT BK	24		302H739080	2H739080	BRACKET LVU PWB	28
	302H733170	2H733170	FILTER VU	2		302H739110	2H739110	PLATE EARTH FEED	22
	302H733180	2H733180	DUCT FAN PS	24		302H739150	2H739150	PLATE EARTH MIDDLE	22
	302H733190	2H733190	DUCT FAN FRONT	24		302H739160	2H739160	GUIDE WIRE L	28

• Parts with "⊙" indicate regular maintenance parts.

	Part.No.	Alternative.	Description	Fig.No.		Part.No.	Alternative.	Description	Fig.No.
	302H739170	2H739170	MOUNT FAN MAIN	29		302H746240	2H746240	WIRE OPERATION LEFT	30
	302H739200	2H739200	PIN HINGE A	29		302H746250	2H746250	WIRE PANEL-LVU	30
	302H739210	2H739210	PLATE MOTOR PWB	22		302H746260	2H746260	WIRE PANEL-LVU JOINT	30
	302H739220	2H739220	GUIDE WIRE EXIT	28		302H746290	2H746290	WIRE MOT CONTROL	22
	302H739230	2H739230	COVER MOTOR PWB	22		302H746300	2H746300	WIRE RIGHT SIDE	28
	302H739240	2H739240	SHEET MOTOR PWB	22		302H746320	2H746320	WIRE CLEANING	27
	302H739250	2H739250	GUIDE WIRE VU	27		302H746340	2H746340	WIRE FEED	28
	302H739260	2H739260	LID DP	29		302H746350	2H746350	WIRE REG SENS	27
	302H739270	2H739270	LID WIRE GUIDE	28		302H746360	2H746360	WIRE HVU T1	28
	302H739280	2H739280	GUIDE WIRE LVU	28		302H746380	2H746380	WIRE LVU	28
	302H739300	2H739300	GUIDE WIRE HV	28		302H746390	2H746390	WIRE MAIN-ENGINE	28
	302H739310	2H739310	GUIDE MAIN DRIVE	20		302H746420	2H746420	WIRE INLET ASSY	28
	302H739320	2H739320	FILM CONT BOX	29		302H746430	2H746430	WIRE MSW	28
	302H739340	2H739340	SHEET OPTION IF	28		302H746450	2H746450	WIRE OP DESK	28
	302H739350	2H739350	SHEET OPTION CV	28		302H746480	2H746480	WIRE REG/ROL MOT	22
⊙	302H739530	2H739530	SPRING ICL	27		302H746490	2H746490	WIRE FEED MOT	22
⊙	302H739540	2H739540	SPRING HV TC1	28		302H746500	2H746500	WIRE GUIDE FEED LOW1	12
	302H739580	2H739580	TERMINAL ICL	27		302H746510	2H746510	WIRE GUIDE FEED LOW2	12
	302H739590	2H739590	COVER HV TC1	28		302H746520	2H746520	WIRE FEED CLT	21
	302H739600	2H739600	MOUNT TRANSFER HV 2	28		302H746530	2H746530	WIRE CASSETTE	22
	302H739610	2H739610	TERMINAL TC1 2	28		302H746550	2H746550	WIRE FEED SENS	12
	302H739620	2H739620	SHEET TC1	28		302H746570	2H746570	WIRE LIFT MOT	27
	302H739740	2H739740	PLATE FRAME FUSER F	4		302H746580	2H746580	WIRE DU	13
	302H739750	2H739750	PLATE EARTH FRAME REAR	4		302H746590	2H746590	WIRE CCD1	15
	302H739770	2H739770	GUIDE CF	29		302H746600	2H746600	WIRE CCD2	15
	302H739900	2H739900	SHEET PWB	28		302H746610	2H746610	WIRE ISC-ISM	15
	302H739910	2H739910	SHEET PWB 2	3		302H746620	2H746620	WIRE ISM-LVU	15
	302H739960	2H739960	FILM WIRE OPE R	33		302H746630	2H746630	WIRE INVERTER	15
⊙	302H744040	2H744040	MOTOR FUSER	21		302H746650	2H746650	WIRE OP SW	15
⊙	302H744060	2H744060	SOLENOID LSU CLN	12		302H746660	2H746660	WIRE HP SW	15
⊙	302H744070	2H744070	FAN IMAGE	11,24		302H746670	2H746670	WIRE CCD DATA	15
⊙	302H744080	2H744080	FAN COOLING FRONT	23,24		302H746720	2H746720	WIRE MAIN-OPERATION	30
⊙	302H744100	2H744100	MOTOR IMAGE	21		302H746730	2H746730	WIRE MAIN-KUIO	29
⊙	302H745080	2H745080	HEATER DEHUMIDIFIER 240	27		302H746740	2H746740	WIRE CF	29
⊙	302H745090	2H745090	HEATER DEHUMIDIFIER 120	27		302H746750	2H746750	WIRE DRUM MOT	22
⊙	302H745100	2H745100	LCD OPERATION	30		302H746790	2H746790	WIRE MAIN-PANEL USB	30
	302H746040	2H746040	WIRE RETAINER JOINT	3		302H746800	2H746800	WIRE DU OPEN SW	13
	302H746050	2H746050	WIRE RETAINER	26		302H746810	2H746810	WIRE DU EXIT JAM	13
	302H746070	2H746070	WIRE TONER SENSOR JOINT	26		302H746820	2H746820	WIRE JAM LED1	13
	302H746080	2H746080	WIRE FRONT	3		302H746830	2H746830	WIRE JAM LED2	13
	302H746090	2H746090	WIRE EJECT JOINT	27		302H746850	2H746850	WIRE USB HOST	30
	302H746100	2H746100	WIRE EJECT	25		302H746860	2H746860	WIRE PANEL INVERTER	30
	302H746120	2H746120	WIRE HVU T2	27		302H746870	2H746870	WIRE OPERATION RIGHT	30
	302H746130	2H746130	WIRE TRANSFER JOINT	28		302H746880	2H746880	WIRE OPERATION UPPER	30
	302H746170	2H746170	WIRE CONTAIN MOT JOINT	28		302H746890	2H746890	WIRE HDD POWER	29
	302H746180	2H746180	WIRE CONTAIN MOT	23		302H746900	2H746900	WIRE HDD DATA1	29
	302H746190	2H746190	WIRE FUSER JOINT	4		302H746910	2H746910	WIRE HDD DATA2	29
	302H746210	2H746210	WIRE MPF/HVU	27		302H746930	2H746930	WIRE KEY COUNTER	33
	302H746220	2H746220	WIRE RUB/DLP MOT	20		302H746950	2H746950	WIRE LOOP SENS	13
	302H746230	2H746230	WIRE PANEL JOINT	30		302H746960	2H746960	WIRE EARTH	13

• Parts with "⊙" indicate regular maintenance parts.

	Part.No.	Alternative.	Description	Fig.No.		Part.No.	Alternative.	Description	Fig.No.
	302H746970	2H746970	WIRE FAN LVU	24	⊙	302H794080	2H794080	PARTS PWB HVU CONTROL ASSY SP	27
	302H746980	2H746980	WIRE BYPASS TRAY	9	⊙	302H794090	2H794090	PARTS PWB MOTOR CONTROL ASSY SP	22
	302H746990	2H746990	WIRE OP HEATER SW	28	⊙	302H794100	2H794100	PARTS PWB FEED ASSY SP	22
⊙	302H793010	2H793010	PARTS DRUM 50 UNIT	17	⊙	302H794110	2H794110	PARTS PWB PANEL MAIN ASSY SP	30
⊙	302H793030	2H793030	PARTS FEED DRIVE H	22	⊙	302H794120	2H794120	PARTS PWB PANEL LEFT ASSY SP	30
⊙	302H793040	2H793040	PARTS MOTOR FEED	22	⊙	302H794130	2H794130	PARTS PWB FRONT MAIN ASSY SP	27
⊙	302H793050	2H793050	PARTS RETAINER UNIT	26	⊙	302H794140	2H794140	PARTS PWB FRONT SUB ASSY SP	27
⊙	302H793070	2H793070	PARTS MAIN DRIVE H UNIT	20	⊙	302H794150	2H794150	PARTS PWB LED ASSY SP	13
⊙	302H793080	2H793080	PARTS MOTOR DRUM	22	⊙	302H794160	2H794160	PARTS PWB PANEL RIGHT ASSY SP	30
⊙	302H793090	2H793090	PARTS MOTOR DLP	20	⊙	302H794170	2H794170	PARTS PWB RFID ASSY SP	23
⊙	302H793100	2H793100	PARTS MOTOR CLN	20,23	⊙	302H794200	2H794200	PARTS ROLLER FEED LOW	12
⊙	302H793110	2H793110	PARTS MPF DRIVE H	21	⊙	302H794210	2H794210	PARTS SWITCH CONVEYING B	12
⊙	302H793120	2H793120	PARTS MOTOR MPF	21	⊙	302H794220	2H794220	PARTS ID SENSOR	27
⊙	302H793130	2H793130	PARTS FUSER DRIVE UNIT	21	⊙	302H794230	2H794230	PARTS MOTOR REGIST	22
⊙	302H793140	2H793140	PARTS EXIT UNIT	25	⊙	302H794240	2H794240	PARTS CLUTCH FEED 50	22
⊙	302H793150	2H793150	PARTS MPT BYPASS UNIT	10	⊙	302H794250	2H794250	PARTS CLUTCH FEED 25	21
⊙	302H793170	2H793170	PARTS DLP K UNIT	18	⊙	302H794260	2H794260	PARTS LAMP SCANNER	14
⊙	302H793180	2H793180	PARTS DLP C UNIT	18	⊙	302H794270	2H794270	PARTS MOTOR SCANNER	14
⊙	302H793190	2H793190	PARTS DLP Y UNIT	18	⊙	302H794280	2H794280	PARTS UNIT LAMP INVERTER	15
⊙	302H793200	2H793200	PARTS DLP M UNIT	18	⊙	302H794300	2H794300	PARTS CLUTCH MPF 6	21
⊙	302H793210	2H793210	PARTS CONT DRIVE UNIT	23	⊙	302H794310	2H794310	PARTS MOTOR ROTARY GUIDE	25
⊙	302H793220	2H793220	PARTS TRANSFER BELT H UNIT	11	⊙	302H794320	2H794320	PARTS ROLLER BYPASS C	10
⊙	302H793230	2H793230	PARTS FUSER 120 H UNIT	19	⊙	302H794330	2H794330	PARTS MOTOR DU	13
⊙	302H793240	2H793240	PARTS FUSER 240 H UNIT	19	⊙	302H794340	2H794340	PARTS ROLLER MIDDLE BYPASS	12
⊙	302H793260	2H793260	PARTS CONVEYING H UNIT	13	⊙	302H794350	2H794350	PARTS UNIT LOW VOLTAGE	28
⊙	302H793300	2H793300	PARTS TOP CASSETTE 1 ASSY	5	⊙	302H794360	2H794360	PARTS UNIT HIGH VOLTAGE MAIN	28
⊙	302H793310	2H793310	PARTS TOP CASSETTE 2 ASSY	6	⊙	302H794370	2H794370	PARTS UNIT HIGH VOLTAGE TRANSFER1	28
⊙	302H793330	2H793330	PARTS DRUM DRIVE H UNIT	22	⊙	302H794390	2H794390	PARTS ID SENSOR UNIT	27
⊙	302H793340	2H793340	PARTS ICL MOTOR UNIT	27	⊙	302H794410	2H794410	PARTS FILTER ISU ASSY	15
⊙	302H793350	2H793350	PARTS ICL WT ASSY	3	⊙	302H794420	2H794420	PARTS WASTE BOTTLE UNIT	26
⊙	302H793370	2H793370	PARTS CONTACT GLASS ASSY(I)	15	⊙	302H794430	2H794430	PARTS FILTER VU ASSY	2
⊙	302H793380	2H793380	PARTS CONTACT GLASS ASSY(C)	15	⊙	302H794440	2H794440	PARTS DC MOTOR ASSY	23,27
⊙	302H793400	2H793400	PARTS MC ASSY	17	⊙	302H794450	2H794450	PARTS PWB CODE DIMM ASSY SP	29
⊙	302H793410	2H793410	PARTS ISU ASSY H	15	⊙	302H794480	2H794480	PARTS RETANER ASSY	26
⊙	302H793430	2H793430	PARTS LSU UNIT HIGH	16	⊙	302H794490	2H794490	PARTS FAN COOLING CONV	13
⊙	302H793440	2H793440	PARTS CONT DRIVE UNIT(E)	23	⊙	302H794500	2H794500	PARTS GUIDE FEED LOW2 H	12
⊙	302H793460	2H793460	PARTS CONT DRIVE UNIT(A)	23	⊙	302H794510	2H794510	PARTS GUIDE FEED LOW 1ST ASSY	12
⊙	302H793470	2H793470	PARTS OPERATION LOW UNIT	30	⊙	302H794520	2H794520	PARTS GUIDE MIDDLE H UNIT	12
⊙	302H793480	2H793480	PARTS CONTACT GLASS ADF ASSY	15	⊙	302H794530	2H794530	PARTS COVER FRONT H UNIT	1
⊙	302H793490	2H793490	PARTS OPERATION UNIT (E,A)	30	⊙	302H794550	2H794550	PARTS SENSOR OPT	13
⊙	302H793510	2H793510	PARTS MPT ASSY	8	⊙	302H794560	2H794560	PARTS KEY COUNTER WIRE KIT	33
⊙	302H793530	2H793530	PARTS HDD UNIT H ASSY	29	⊙	302H794580	2H794580	PARTS DUCT OPTION UNIT	32
⊙	302H793540	2H793540	PARTS ROLLER TRANSFER ASSY	13	⊙	302H794590	2H794590	PARTS DUCT OPTION UNIT P	32
⊙	302H794010	2H794010	PARTS PWB MAIN ASSY SP	29	⊙	302H794600	2H794600	PARTS DUCT OPTION UNIT Q	32
⊙	302H794020	2H794020	PARTS PWB CF ASSY SP	29	⊙	302H794630	2H794630	PARTS COVER FILTER UNIT	2
⊙	302H794030	2H794030	PARTS PWB KUIO IF ASSY SP	29		302JD31110	2JD31110	PLATE DRIVE TC	21
⊙	302H794040	2H794040	PARTS PWB IPS ASSY SP	29		302JD31170	2JD31170	GEAR Z31L	20
⊙	302H794050	2H794050	PARTS PWB ISC ASSY SP	15		302JD31240	2JD31240	GEAR Z72L Z30L TC	21
⊙	302H794060	2H794060	PARTS PWB ISM ASSY SP	15		302JD45030	2JD45030	HVU TRANSFER 2	27
⊙	302H794070	2H794070	PARTS PWB ENGINE ASSY SP	28		302JF14010	2JF14010	STUD SCREW M4	18

• Parts with "⊙" indicate regular maintenance parts.

Part.No.	Alternative.	Description	Fig.No.	Part.No.	Alternative.	Description	Fig.No.
302JF19011	2JF19011	PIN LSU	16	⊙ 302JZ94010	2JZ94010	PARTS PWB MAIN ASSY SP	29
302JF22010	2JF22010	PULLEY MIDDLE	8,12,13	⊙ 302JZ94020	2JZ94020	PARTS PWB ENGINE ASSY SP	28
302JF31010	2JF31010	STUD SCREW 435	22	⊙ 302JZ94030	2JZ94030	PARTS PWB FEED ASSY SP	22
⊙ 302JV94010	2JV94010	PARTS COVER FRONT M-H UNIT	1	⊙ 302JZ94040	2JZ94040	PARTS MOTOR FEED	22
⊙ 302JX94010	2JX94010	PARTS COVER FRONT M-L UNIT	1	⊙ 302JZ94070	2JZ94070	PARTS GUIDE FEED LOW2 L	12
302JZ21010	2JZ21010	GUIDE BELT UP SINGLE	11	⊙ 302JZ94080	2JZ94080	PARTS GUIDE MIDDLE L UNIT	12
302JZ22010	2JZ22010	PLATE GUIDE CONVEYING L	13	⊙ 302JZ94090	2JZ94090	PARTS COVER FRONT L UNIT	1
302JZ29010	2JZ29010	MOUNT MOTOR DU LOW	13	⊙ 302JZ94100	2JZ94100	PARTS GUIDE FEED LOW 1 L UNIT	12
302JZ31010	2JZ31010	HOLDER MAIN DRIVE	20	303J902120	3J902120	CUSHION ORIGINAL MAT B	31
302JZ31020	2JZ31020	PLATE MAIN DRIVE	20	303JC04200	3JC04200	PLATE ORIGINAL	31
⊙ 302JZ31090	2JZ31090	GEAR Z58L Z22L MAIN	20	303JX02320	3JX02320	CUSHION ORIGINAL MAT A	31
⊙ 302JZ31100	2JZ31100	GEAR Z42R Z22L MAIN	20	303K502080	3K502080	SPONGE ORIGINAL MAT	31
⊙ 302JZ31120	2JZ31120	GEAR Z37R MAIN	20	303KB28010	3KB28010	PAD JS SENSOR	14
⊙ 302JZ31170	2JZ31170	GEAR Z27L MAIN	20	303LL02180	3LL02180	HOLDER WIRE A	27,28
302JZ31310	2JZ31310	PLATE FEED DRIVE	22	303LL02330	3LL02330	HOLDER WIRE D	20,27,28
302JZ31320	2JZ31320	SHIELD FEED DRIVE	22	303LL02500	3LL02500	SHEET GLASS	15
302JZ31330	2JZ31330	SHEET DRUM SENSOR	22	303LM04080	3LM04080	HANDLE LEFT FEED COVER	1
302JZ31340	2JZ31340	SHEEL FEED DRIVE	22	303LM24050	3LM24050	GUIDE WIRE	12
302JZ31510	2JZ31510	PLATE MPF DRIVE	21	3066060011	66060011	COVER,KEY COUNTER	33
302JZ31520	2JZ31520	HOLDER MPF DRIVE	21	3066060041	66060041	MOUNT,KEY COUNTER	33
⊙ 302JZ31530	2JZ31530	GEAR Z120L Z27L MPF	21	⊙ 33906160	33906160	GEAR 16,PAPER FEED	7
⊙ 302JZ31570	2JZ31570	GEAR Z80L-Z28R MPF	21	⊙ 33906400	33906400	FRICTION PLATE,BYPASS	8
302JZ39020	2JZ39020	GUIDE WIRE L	28	33906900	33906900	COVER,CURSOR	9
302JZ39030	2JZ39030	SHEET GUIDE L	4	33907210	33907210	CUSHION,CASSETTE WORK PLATE	5,6
302JZ44020	2JZ44020	CLUTCH REGIST	21	34806040	34806040	LOWER BUSHING,PAPER FEED	7
⊙ 302JZ44030	2JZ44030	MOTOR IMAGE	21	⊙ 34821210	34821210	STATIC ELIMINATOR B,EJECT	25
302JZ46020	2JZ46020	WIRE FEED (L)	28	34907150	34907150	PULLEY,CASSETTE	5,6
302JZ46030	2JZ46030	WIRE FEED MOT (L)	22	⊙ 34922420	34922420	GEAR 15	7
302JZ46040	2JZ46040	WIRE GUIDE FEED LOW1 (L)	12	35927420	35927420	SWITCH,SIZE	3,12,13
302JZ46050	2JZ46050	WIRE GUIDE FEED LOW2 (L)	12	35968110	35968110	STOPPER WIRE ASSY SP	33
302JZ46080	2JZ46080	WIRE LIFT MOT (L)	27	3C007060	3C007060	PAD,LIFT	9
302JZ46090	2JZ46090	WIRE DU (L)	13	3CY06030	3CY06030	RETAINER M4	5,6
302JZ46130	2JZ46130	WIRE CASSETTE (L)	22	⊙ 3CY06090	3CY06090	RACK CURSOR	5,6
302JZ46150	2JZ46150	WIRE HDD POWER (L)	29	⊙ 3CY06100	3CY06100	GEAR 20,CURSOR	5,6
⊙ 302JZ93010	2JZ93010	PARTS DRUM 25 UNIT	17	⊙ 3CY07080	3CY07080	BUSHING 6	21,23,25
⊙ 302JZ93030	2JZ93030	PARTS FEED DRIVE L	22	3CZ02240	3CZ02240	PIN,DRAWER SIDE CONVEYING	4
⊙ 302JZ93040	2JZ93040	PARTS MAIN DRIVE L UNIT	20	3HL10170	3HL10170	COLLAR EJECT	21
⊙ 302JZ93050	2JZ93050	PARTS MPF DRIVE L	21	4AK73740	5MVL221WN33	LABEL CONTAINER T1	4
⊙ 302JZ93060	2JZ93060	PARTS LSU UNIT LOW	16	4AK73750	5MVL221WN34	LABEL CONTAINER T2	4
⊙ 302JZ93070	2JZ93070	PARTS TRANSFER BELT L UNIT	11	4AK73760	5MVL221WN35	LABEL CONTAINER T3	4
⊙ 302JZ93080	2JZ93080	PARTS FUSER 120 L UNIT	19	4AK73770	5MVL221WN36	LABEL CONTAINER T4	4
⊙ 302JZ93090	2JZ93090	PARTS FUSER 240 L UNIT	19	⊙ 5FNXGP1A73A++02	2DC27180	PT.SENSOR GP1A73AJ00/ BK	7
⊙ 302JZ93110	2JZ93110	PARTS CONVEYING L UNIT	13	5MMS111SL002	2BY20050	NUT FUSER A /FS-1800/3800 A4	26
⊙ 302JZ93120	2JZ93120	PARTS DRUM DRIVE L UNIT	22	5MVG115DB002	2BM14540	GEAR WORM /48390M0062 A4	23,27
⊙ 302JZ93140	2JZ93140	PARTS ISU L	15	5MVL177DN001	2FB06810	RING STOPPER 4	8
⊙ 302JZ93160	2JZ93160	PARTS HDD UNIT LOW	29	5MVM1776XN001	2BM14330	BUSH D1234	8
⊙ 302JZ93190	2JZ93190	PARTS DLP K L UNIT	18	5MVS313SB002	2BR08310	SPACER LED /43587J2063 A4	26
⊙ 302JZ93200	2JZ93200	PARTS DLP C L UNIT	18	5MVS665KB001	2BM40060	CUT WASHER	10,14,21,22
⊙ 302JZ93210	2JZ93210	PARTS DLP Y L UNIT	18	5MVX111DN003	2A806250	RING STOPPER /A-49 FEED A4	7,8,10,12,13
⊙ 302JZ93220	2JZ93220	PARTS DLP M L UNIT	18				,21,22,23,25

• Parts with "⊙" indicate regular maintenance parts.

Part.No.	Alternative.	Description	Fig.No.	Part.No.	Alternative.	Description	Fig.No.
5MVX421DN003	2BL06490	LOCK COVER R /40283V0068 A4	1	M21AH010	M21AH010	BAND,RSG-130-V0(KITAGAWA)	33
60907170	60907170	CUSHION,CASSETTE R	5,6	M7005010	M7005010	CLAMP,EMT-3N(TAKEUCHI)	15
66106080	66106080	SPRING,PAD	5,6	M7005030	M7005030	CLAMP,EMT-5N(TAKEUCHI)	29
⊙ 66107100	66107100	PAD,CASSETTE	5,6	M70A5010	M70A5010	CLAMP,EMT-4N(TAKEUCHI)	15
⊙ 66127010	66127010	SWITCH,COVER OPEN	27	M70AF010	M70AF010	CLAMP,LCT-1.5SIEM(TAKEUCHI)	15
75018250	75018250	SPRING CLEANING SOLENOID	30				
75712080	75712080	MIRROR HOLDER	14				
⊙ 76727010	76727010	ORIGINAL SIZE SWITCH	9				
7AAACCAS+10H001	AA063380	AC CORD ASSY AS	29				
7BE6801ZZ+++H01	BE058150	BEARING 6801ZZ	22				
⊙ 7SC020201+++H01	SC111870	SW.SEESAW	28				
⊙ 7SM010303+++H01	SM037910	SW.MICRO	21				
7YBFG0509001H01	YB055270	FERRITE CORE	30				
7YBFG550L001H01	YB106380	FERRITE CORE	15				
7YBFZ65C001H01	YB110990	FERRITE CORE	15				
7YCC02B1001+H01	YC014610	CONNECTOR	3				
⊙ 7YCC08B2046+H01	YC026110	CONNECTOR	5,6,7				
7YCC08B2046+H02	YC026130	CONNECTOR	22,27				
⊙ 7YG57S011GP+H01	YG042080	SPEAKER	30				
7YZM110004++H01	YZ037960	ACCESS.BUSHING	3				
7YZM210002++H01	YZ004730	ACCESS.EDGING	3,4,28,29				
7YZM210003++H01	YZ037970	ACCESS.EDGING	15,28				
7YZM210005++H01	YZ037990	ACCESS.EDGING	22				
7YZM210006++H01	YZ038000	ACCESS.EDGING	3,4,12,14,22 ,28,30,33				
7YZM320002++H01	YZ106280	ACCESS.CLAMP	29				
7YZM390011++H01	YZ050250	ACCESS.CLAMP	29				
7YZM410001++H01	YZ037950	ACCESS.BAND	22				
7YZM410002++H01	YZ042720	ACCESS.BAND	15				
7YZM420003++H01	YZ052580	ACCESS.BAND	9				
7YZM510007++H01	YZ042780	ACCESS.SPACER	3,28				
7YZM610001++H01	YZ010230	ACCESS SADDLE	14,15,22,27,28				
7YZM610002++H01	YZ010240	ACCESS SADDLE	3,4,15,21,23 ,24,27,28,29				
7YZM610003++H01	YZ010250	ACCESS SADDLE	20,22,29				
7YZM610004++H01	YZ012210	ACCESS SADDLE	15,28				
7YZM610005++H01	YZ012220	ACCESS SADDLE	28				
7YZM610007++H01	YZ023340	ACCESS.SADDLE	3,4,12,15,21 ,23,24,25,27 ,28,29,30				
7YZM610008++H01	YZ037940	ACCESS.SADDLE	3,4,13,21,22,30				
7ZG65TSV+010H01	ZG111180	SHIELD GASKET	15				
7ZG65TSV+015H02	ZG112430	SHIELD GASKET	15				
7ZG65TSV+020H01	ZG046810	SHIELD GASKET	13				
7ZG65TSV+050H01	ZG112790	SHIELD GASKET	2				
7ZGSTG151018H01	ZG045090	SHIELD GASKET	15				
7ZGSTG15C050H01	ZG000470	SHIELD GASKET	4				
7ZS46175001+H01	ZS106120	THERMAL SHEET	22				
⊙ 82142540	82142540	KEY COUNTER	33				
M2108130	M2108130	SPACER,KGPS-4S	28				

• Parts with "⊙" indicate regular maintenance parts.

KYOCERA MITA EUROPE B.V.

Hoeksteen 40, 2132 MS Hoofddorp,
The Netherlands
Phone: +31.20.654.0000
Home page: <http://www.kyoceramita-europe.com>
Email: info@kyoceramita-europe.com

KYOCERA MITA NEDERLAND B.V.
Beechavenue 25, 1119RA Schiphol-Rijk
The Netherlands
Phone: +31.20.58.77.200

KYOCERA MITA (UK) LTD
8 Beacontree Plaza
Gillette Way Reading Berks RG2 0BS,
U.K.
Phone: +44.1189.311.500

KYOCERA MITA ITALIA S.p.A.
Via G. Verdi, 89 / 91, 20063 Cernusco s/N
Milano, Italy
Phone: +39.02.92179.1

S.A. KYOCERA MITA BELGIUM N.V.
Hermestraat 8A, 1930 Zaventem,
Belgium
Phone: +32.2.720.9270

KYOCERA MITA FRANCE S.A.
Parc Les Algorithmes Saint Aubin
91194 GIF-SUR-YVETTE,
France
Phone: +33.1.6985.2600

KYOCERA MITA ESPAÑA S.A.
Edificio Kyocera, Avda de Manacor No. 2,
28290 Las Matas (Madrid),
Spain
Phone: +34.91.631.8392

KYOCERA MITA FINLAND OY
Kirvesmiehenkatu 4, 00880 Helsinki,
Finland
Phone: +358.9.4780.5200

KYOCERA MITA (SCHWEIZ)
Hohlstrasse 614, 8048 Zürich
Switzerland
Phone: +41.1.908.4949

KYOCERA MITA DEUTSCHLAND GMBH
Otto-Hahn-Str. 12 D-40670 Meerbusch,
Germany
Phone: +49.2159.918.0

KYOCERA MITA GMBH AUSTRIA
Eduard-Kittenberger-Gasse 95,
1230 Wien,
Austria
Phone: +43.1.86338.210

KYOCERA MITA SVENSKA AB
Esbogatan 16B 164 75 Kista,
Sweden
Phone: +46.8.546.55000

KYOCERA MITA NORGE
Postboks 150 Oppsal, NO 0619 Oslo
Olaf Helsetsvei 6, NO 0694 Oslo,
Norway
Phone: +47.22.62.73.00

KYOCERA MITA DANMARK A/S
Ejby Industrivej 1, DK-2600 Glostrup,
Denmark
Phone: +45.5687.1100

KYOCERA MITA PORTUGAL LDA.
Rua do Centro Cultural, 41 (Alvalade) 1700-106 Lisbon,
Portugal
Phone: +351.21.842.9100

KYOCERA MITA SOUTH AFRICA (PTY) LTD.
527 Kyalami Boulevard,
Kyalami Business Park Midrand,
South Africa
Phone: +27.(0)11.540.2600

KYOCERA MITA AMERICA, INC.

Headquarters:
225 Sand Road,
Fairfield, New Jersey 07004-0008,
U.S.A.
Phone: (973) 808-8444

KYOCERA MITA AUSTRALIA PTY. LTD.
Level 3, 6-10 Talavera Road, North Ryde,
N.S.W. 2113 Australia
Phone: (02) 9888-9999

KYOCERA MITA NEW ZEALAND LTD.
1-3 Parkhead Place, Albany
P.O. Box 302 125 NHPC, Auckland,
New Zealand
Phone: (09) 415-4517

KYOCERA MITA (THAILAND) CORP., LTD.
9/209 Ratchada-Prachachem Road,
Bang Sue, Bangkok 10800, Thailand
Phone: (02) 586-0320

KYOCERA MITA SINGAPORE PTE LTD.
121 Genting Lane, 3rd Level,
Singapore 349572
Phone: 67418733

KYOCERA MITA HONG KONG LIMITED
11/F., Mita Centre,
552-566, Castle Peak Road,
Tsuen Wan, New Territories,
Hong Kong
Phone: 24297422

KYOCERA MITA TAIWAN Corporation.
7F-1 ~2, No.41, Lane 221, Gangchi Rd.
Neihu District, Taipei, Taiwan, 114. R.O.C.
Phone: (02) 87511560

KYOCERA MITA Corporation

2-28, 1-chome, Tamatsukuri, Chuo-ku
Osaka 540-8585, Japan
Phone: (06) 6764-3555
<http://www.kyoceramita.com>

KYOCERA MITA AMERICA, INC.

Headquarters:

225 Sand Road,
Fairfield, New Jersey 07004-0008
TEL : (973) 808-8444
FAX : (973) 882-6000

New York Branch:

1410 Broadway 23rd floor
New York, NY 10018
TEL : (917) 286-5400
FAX : (917) 286-5402

Northeastern Region:

225 Sand Road,
Fairfield, New Jersey 07004-0008
TEL : (973) 808-8444
FAX : (973) 882-4401

Midwestern Region:

201 Hansen Court Suite 119
Wood Dale, Illinois 60191
TEL : (630) 238-9982
FAX : (630) 238-9487

Western Region:

14101 Alton Parkway,
Irvine, California 92618-7006
TEL : (949) 457-9000
FAX : (949) 457-9119

Southeastern Region:

1500 Oakbrook Drive,
Norcross, Georgia 30093
TEL : (770) 729-9786
FAX : (770) 729-9873

Southwestern Region:

2825 West Story Road,
Irving, Texas 75038-5299
TEL : (972) 550-8987
FAX : (972) 252-9786

National Operation Center & National Training Center:

2825 West Story Road,
Irving, Texas 75038-5299
TEL : (972) 659-0055
FAX : (972) 570-5816

Latin America Division:

8240 N.W. 52nd. Terrace Dawson Building,
Suite 108 Miami, Florida 33166
TEL : (305) 421-6640
FAX : (305) 421-6666

KYOCERA MITA CANADA, LTD.

6120 Kestrel Road, Mississauga,
Ontario L5T 1S8, Canada
TEL : (905) 670-4425
FAX : (905) 670-8116

KYOCERA MITA MEXICO, S.A. DE C.V.

Av. 16 de Septiembre #407
Col. Santa Inés,
Azcapotzalco México,
D.F. 02130, México
TEL : (55) 5383-2741
FAX : (55) 5383-7804

©2008 KYOCERA MITA Corporation

<http://www.kyoceramita.com>

 **KYOCERA** is a trademark of Kyocera Corporation

Printed in U.S.A.