



FS-C8100DN

PARTS LIST

Published in November 2006

2HP70771

Revision 1

NOTES

1. Indicate parts number and machine model when placing an order.

e.g.	Parts Number	Parts Name	Machine Model	Frequency	Quantity
	302FZ04200	COVER INNER RIGHT	FS-C8100DN	50 / 60Hz	1

2. Service calls and freight will be charged separately.

3. Symbols in the "Parts Number" column.

- Parts with "•" are component parts or sub-assemblies of the assembly appearing immediately above them.

e.g.	Parts Number	Parts Name	Parts Number	Parts Name
	302FZ00440	COVER INNER LEFT ASS'Y	•2BL16220	BRUSH CLEANER
			•302FZ04210	COVER INNER LEFT

- Parts with "⊙" indicate the spare parts and the parts without "⊙" can not be supplied.

4. Items indicated in Description column as (OPTION) are supply parts and should be ordered through your Regional Office.

———— CONTENTS ————

FIG. 1	Covers	2	FIG. 15	Driving Unit II	30
FIG. 2	Frames I	4	FIG. 16	Cooling Unit	32
FIG. 3	Frames II	6	FIG. 17	Paper Exit	34
FIG. 4	Paper Cassette I	8	FIG. 18	MPT Assy	36
FIG. 5	Paper Cassette II	10	FIG. 19	Table Bypass	38
FIG. 6	Primary Unit	12	FIG. 20	MPT Bypass Assy	40
FIG. 7	Paper Conveying I	14	FIG. 21	Electrical Components I	42
FIG. 8	Paper Conveying II	16	FIG. 22	Electrical Components II	44
FIG. 9	Paper Conveying III	18	FIG. 23	Controller Box	46
FIG. 10	Transfer Unit	20	FIG. 24	Options.....	48
FIG. 11	Imaging Unit	22	FIG. 25	Parts Packing	50
FIG. 12	Developer Unit	24	FIG. 26	Maintenance Kits	52
FIG. 13	Fuser Unit & LSU	26			
FIG. 14	Driving Unit I	28			
				• INDEX	53

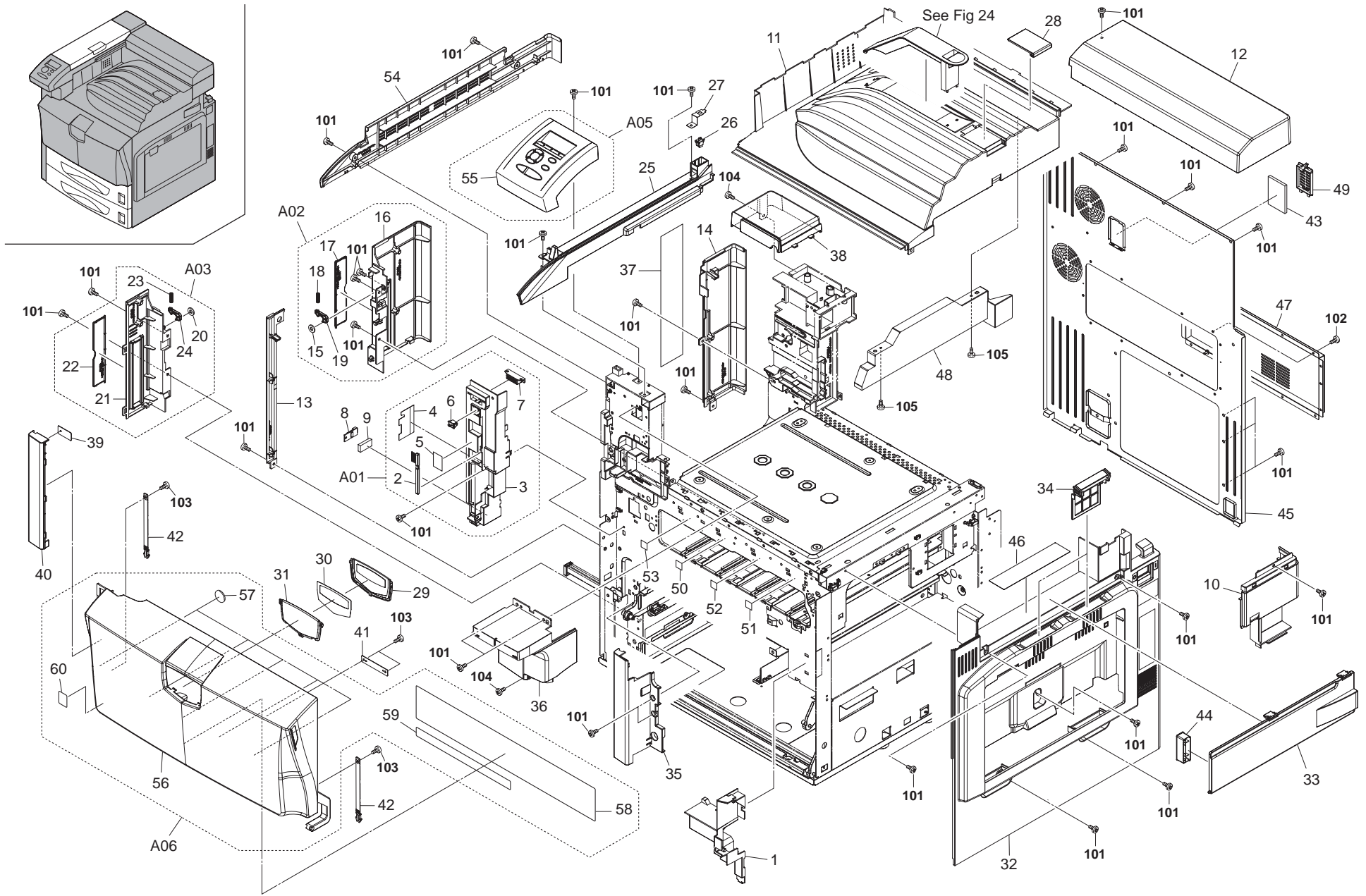


FIG. 1 Covers

2HP-1

SP	Ref. No.	Part.No.	Alternative.	Description	Quantity		
					120	230	240
⊙	A1	302FZ04200	2FZ04200	COVER INNER RIGHT	1	1	1
⊙	A01	302FZ00440	2FZ00440	COVER INNER LEFT ASS'Y	1	1	1
	2	*2BL16220	5AAVBRUSH036	BRUSH CLEANER	1	1	1
	3	*302FZ04210	2FZ04210	COVER INNER LEFT	1	1	1
	4	*302FZ04640	2FZ04640	SHEET HARNESS LEFT	1	1	1
	5	*302GR34181	2GR34181	LABEL SEP CLEANING	1	1	1
⊙	6	*35927420		SWITCH,SIZE	1	1	1
	7	*60804120		MAGNET CATCH	1	1	1
⊙	8	2FB27060		SENSOR HUMIDITY	1	1	1
	9	302FZ04730	2FZ04730	SPACER SENSOR	1	1	1
⊙	10	302HHP04010	2HP04010	COVER RIGHT TOP	1	1	1
⊙	11	302HHP04060	2HP04060	COVER TOP	1	1	1
⊙	12	302HHP04020	2HP04020	COVER REAR TOP	1	1	1
⊙	13	302FZ04430	2FZ04430	COVER LEFT FRONT TOP	1	1	1
⊙	14	302FZ04440	2FZ04440	COVER LEFT REAR TOP	1	1	1
⊙	A02	302FZ00450	2FZ00450	COVER LEFT REAR ASS'Y	1	1	1
	15	*2BG22990		CUT WASHER 4	1	1	1
	16	*302FZ04160	2FZ04160	COVER LEFT REAR	1	1	1
	17	*302FZ04240	2FZ04240	LID COVER LEFT	1	1	1
	18	*5MMW261SD004	3B706550	SPRING COVER R /40283V0069 A4	1	1	1
	19	*5MVX421DN003	2BL06490	LOCK COVER R /40283V0068 A4	1	1	1
⊙	A03	302FZ00460	2FZ00460	COVER LEFT FRONT ASS'Y	1	1	1
	20	*2BG22990		CUT WASHER 4	1	1	1
	21	*302FZ04150	2FZ04150	COVER LEFT FRONT	1	1	1
	22	*302FZ04240	2FZ04240	LID COVER LEFT	1	1	1
	23	*5MMW261SD004	3B706550	SPRING COVER R /40283V0069 A4	1	1	1
	24	*5MVX421DN003	2BL06490	LOCK COVER R /40283V0068 A4	1	1	1
⊙	25	302HHP04080	2HP04080	COVER EXIT	1	1	1
⊙	26	35927420		SWITCH,SIZE	1	1	1
	27	302HHP04140	2HP04140	EARTH PUSH SWITCH	1	1	1
	28	302HHP04160	2HP04160	STOPPER PAPER	1	1	1
⊙	29	302FZ04480	2FZ04480	EMBLEM LOGO	1	1	1
	30	302FZ04610	2FZ04610	SHEET EMBLEM	1	1	1
⊙	31	302FZ60140	2FZ60140	COVER EMBLEM(UT)	1	1	1
⊙	32	302FZ04060	2FZ04060	COVER RIGHT	1	1	1
⊙	33	302FZ04071	2FZ04071	COVER RIGHT MID A	1	1	1
⊙	34	302FZ00470	2FZ00470	COVER FILTER ASS'Y	2	2	2
⊙	35	302FZ04110	2FZ04110	COVER FRONT SIDE LOW	1	1	1
⊙	36	302HHP04030	2HP04030	COVER LEFT FRONT	1	1	1
⊙	37	302HHP34031	2HP34031	LABEL JAM FUSER	1	1	1
⊙	38	302HHP04050	2HP04050	COVER LEFT TOP	1	1	1
⊙	39	302FZ04250	2FZ04250	PLATE MAGNET	1	1	1
⊙	40	302FZ04120	2FZ04120	COVER FRONT SIDE MID	1	1	1
	41	5MMS626SD003	2BM04100	PLATE MAGHATCH	1	1	1
	42	302FZ04490	2FZ04490	STRAP COVER FRONT	2	2	2
	43	302FZ33240	2FZ33240	FILTER DUCT PU	1	1	1
	44	303JT39020	3JT39020	COVER CF	1	1	1
⊙	45	302HHP04070	2HP04070	COVER REAR	1	1	1
⊙	46	302FZ34270	2FZ34270	LABEL BOARD SET	1	1	1
	47	302FZ04881	2FZ04881	COVER REAR MOTOR	1	1	1

SP	Ref. No.	Part.No.	Alternative.	Description	Quantity		
					120	230	240
	48	302FZ39640	2FZ39640	LID SHIELD BOX	1	1	1
	49	302FZ33250	2FZ33250	COVER FILTER DUCT PU	1	1	1
	50	4AK73740	5MVL221WN33	LABEL CONTAINER T1	1	1	1
	51	4AK73750	5MVL221WN34	LABEL CONTAINER T2	1	1	1
	52	4AK73760	5MVL221WN35	LABEL CONTAINER T3	1	1	1
	53	4AK73770	5MVL221WN36	LABEL CONTAINER T4	1	1	1
⊙	54	302HHP04040	2HP04040	COVER LEFT MIDDLE	1	1	1
⊙	A05	302HP93020	2HP93020	PARTS,OPERATION ASSY FS,SP	1	1	1
	55	*302HP05010	2HP05010	COVER OPERATION	1	1	1
⊙	A06	302FZ80070	2FZ80070	FORNT COVER A ASSY SP	1		
⊙	A06	302FZ80080	2FZ80080	FORNT COVER E ASSY SP		1	1
	56	*302FZ04010	2FZ04010	COVER FRONT	1	1	1
	57	*302FZ04710	2FZ04710	CUSHION COVER FRONT	5	5	5
	58	*302FZ34230	2FZ34230	LABEL CONTAINER	1	1	1
	59	*302FZ34250	2FZ34250	LABEL CONTAINER OPE A	1		
	59	*302FZ34260	2FZ34260	LABEL CONTAINER OPE E		1	1
	60	*302G634070	2G634070	LABEL ENERGY STAR	1	1	1
	101	B1A54080		+BIND TAP-TITE S SCREW M4X08			
	102	5MBTPB3006TW++R	B1A53060	BIND T.T SCREW(+)/ M3 X 6 CRFREE S-T			
	103	BAA63080		+TP TAP-TITE P SCREW M3X08			
	104	5MBTPB4010PW++R	B1A64100	BIND T.T SCREW(+)/ M4 X 10 CRFREE P-T			
	105	5MBTPB3008PW++R	B1A63080	BIND T.T SCREW(+)/ M3 X 8 CRFREE P-T			

• Parts with "*" are component parts or sub-assemblies of the assembly appearing immediately above them.

• Parts with "⊙" indicate the spare parts.

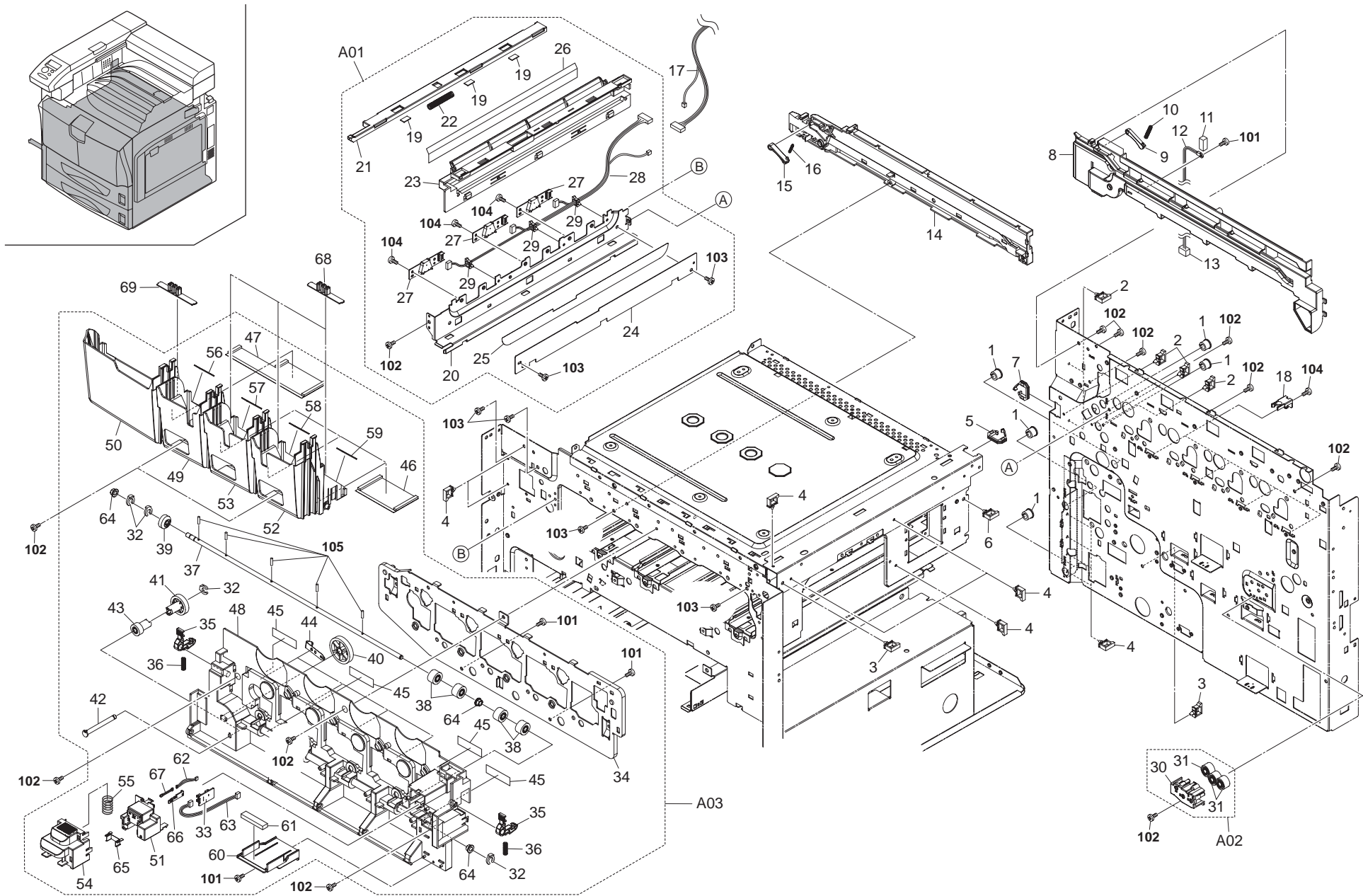


FIG. 2 Frames I

2HP

SP	Ref. No.	Part.No.	Alternative.	Description	Quantity		
					120	230	240
	1	7YZM110004++H01	YZ037960	ACCESS.BUSHING	5	5	5
	2	7YZM610008++H01	YZ037940	ACCESS.SADDLE	5	5	5
	3	7YZM610001++H01	YZ010230	ACCESS SADDLE	2	2	2
	4	7YZM610007++H01	YZ023340	ACCESS SADDLE	10	10	10
	5	7YZM210003++H01	YZ037970	ACCESS.EDGING	1	1	1
	6	7YZM610002++H01	YZ010240	ACCESS SADDLE	1	1	1
	7	7YZM210002++H01	YZ004730	ACCESS.EDGING	1	1	1
	8	302FZ02160	2FZ02160	RAIL IMAGE REAR	1	1	1
	9	302FZ02290	2FZ02290	STOPPER IMAGE UNIT R	1	1	1
	10	302FZ02300	2FZ02300	SPRING STOPPER	1	1	1
	11	302FZ39890	2FZ39890	PAD WIRE A	1	1	1
⊙	12	302FZ45120	2FZ45120	THERMISTOR	1	1	1
	13	7YCC02B1001+H01	YC014610	CONNECTOR	1	1	1
	14	302FZ02150	2FZ02150	RAIL IMAGE FRONT	1	1	1
	15	302FZ02280	2FZ02280	STOPPER IMAGE UNIT F	1	1	1
	16	302FZ02300	2FZ02300	SPRING STOPPER	1	1	1
	17	302FZ46040	2FZ46040	WIRE ID SENSOR	1	1	1
⊙	18	302FZ02591	2FZ02591	HOOK DLP	4	4	4
⊙	A01	302FZ94330	2FZ94330	PARTS.ID SENSOR ASS'Y SP	1	1	1
	19	*2BG16590		FELT TC CLN	3	3	3
	20	*302FZ02170	2FZ02170	RAIL DRUM LEFT	1	1	1
	21	*302FZ02190	2FZ02190	SHUTTER ID SENSOR	1	1	1
	22	*302FZ02200	2FZ02200	SPRING SHUTTER ID SENSOR	1	1	1
	23	*302FZ02710	2FZ02710	GUIDE TC R	1	1	1
	24	*302FZ02770	2FZ02770	PLATE ID SENSOR	1	1	1
	25	*302FZ02780	2FZ02780	SHEET ID SENSOR	1	1	1
	26	*302FZ24020	2FZ24020	SHEET TRANSFER R	1	1	1
	27	*302FZ45080	2FZ45080	ID SENSOR	3	3	3
	28	*302FZ46321	2FZ46321	WIRE ID SENSOR UNIT	1	1	1
	29	*7YZM610007++H01	YZ023340	ACCESS.SADDLE	3	3	3
⊙	A02	302FZ93230	2FZ93230	PARTS MPT JOINT ASS'Y	1	1	1
	30	*302FZ07500	2FZ07500	BRACKET MPT GEAR	1	1	1
	31	*302FZ07510	2FZ07510	GEAR JOINT MPT	3	3	3
⊙	A03	302FZ00531	2FZ00531	RETAINER PU ASS'Y	1	1	1
	32	*2BC06980		STOPPER 5	4	4	4
	33	*302FZ01280	2FZ01280	PRINTED W.BOARD TONER FULL ASSY	1	1	1
	34	*302FZ02120	2FZ02120	RETAINER PU	1	1	1
	35	*302FZ02410	2FZ02410	LEVER RETAINER	2	2	2
	36	*302FZ02420	2FZ02420	SPRING RETAINER	2	2	2
	37	*302FZ02810	2FZ02810	SHAFT SWEEP DRIVE	1	1	1
	38	*302FZ02820	2FZ02820	GEAR SWEEP Z15	4	4	4
	39	*302FZ02830	2FZ02830	GEAR SWEEP Z23	1	1	1
	40	*302FZ02840	2FZ02840	GEAR SWEEP Z49 Z24	1	1	1
	41	*302FZ02850	2FZ02850	GEAR SWEEP Z28	1	1	1
	42	*302FZ02860	2FZ02860	SHAFT FEED SWEEP	1	1	1
	43	*302FZ02870	2FZ02870	GEAR SWEEP Z20	1	1	1
	44	*302FZ02900	2FZ02900	PLATE DRUM EARTH	4	4	4
	45	*302FZ02910	2FZ02910	TAPE RETAINER	4	4	4
	46	*302FZ02920	2FZ02920	SHEET TRAY CL	3	3	3
	47	*302FZ02930	2FZ02930	SHEET TRAY BK	1	1	1

SP	Ref. No.	Part.No.	Alternative.	Description	Quantity		
					120	230	240
	48	*302FZ04510	2FZ04510	COVER INNER MIDDLE	1	1	1
	49	*302FZ04540	2FZ04540	TRAY CONTAINER Y	1	1	1
	50	*302FZ04550	2FZ04550	TRAY CONTAINER BK	1	1	1
	51	*302FZ04571	2FZ04571	COVER FULL SENSOR	1	1	1
	52	*302FZ04590	2FZ04590	TRAY CONTAINER M	1	1	1
	53	*302FZ04600	2FZ04600	TRAY CONTAINER C	1	1	1
	54	*302FZ04780	2FZ04780	LEVER LOCK WASTE	1	1	1
	55	*302FZ04790	2FZ04790	SPRING LOCK WASTE	1	1	1
	56	*302FZ04890	2FZ04890	SEAL TRAY BK	1	1	1
	57	*302FZ04900	2FZ04900	SEAL TRAY Y	1	1	1
	58	*302FZ04910	2FZ04910	SEAL TRAY C	1	1	1
	59	*302FZ04920	2FZ04920	SEAL TRAY M	1	1	1
	60	*302FZ04940	2FZ04940	TRAY WASTE	1	1	1
	61	*302FZ04950	2FZ04950	SPONGE TRAY WASTE	1	1	1
	62	*302FZ46310	2FZ46310	WIRE WASTE TONER SENSOR	1	1	1
	63	*302FZ46710	2FZ46710	WIRE TONER SENSOR JOINT	1	1	1
	64	*3CY07080		BUSHING 6	3	3	3
	65	*5MMX321LD039	2D902590	PLATE WASTE SENSOR /A-80 A3	1	1	1
	66	*5MVS313SB002	2BR08310	SPACER LED /43587J2063 A4	1	1	1
	67	*7QPPT491F+++H01	NAEFJ010	TRANSISTOR PHOTO PT491FE0000F	1	1	1
	68	302HP02170	2HP02170	STOPPER CONTAINER PF	3		
	68	302HP02150	2HP02150	STOPPER CONTAINER PE		3	3
	69	302HP02180	2HP02180	STOPPER CONTAINER BK PF	1		
	69	302HP02160	2HP02160	STOPPER CONTAINER BK PE		1	1
	101	5MBTPB3008PW++R	B1A63080	BIND T.T SCREW(+)/ M3 X 8 CRFREE P-T			
	102	B1A54080		+BIND TAP-TITE S SCREW M4X08			
	103	5MBTPB4010PW++R	B1A64100	BIND T.T SCREW(+)/ M4 X 10 CRFREE P-T			
	104	5MBTPB3006TW++R	B1A53060	BIND T.T SCREW(+)/ M3 X 6 CRFREE S-T			
	105	E5120100		SPRING PIN H7A 2X10 SUS			

• Parts with "*" are component parts or sub-assemblies of the assembly appearing immediately above them.

• Parts with "⊙" indicate the spare parts.

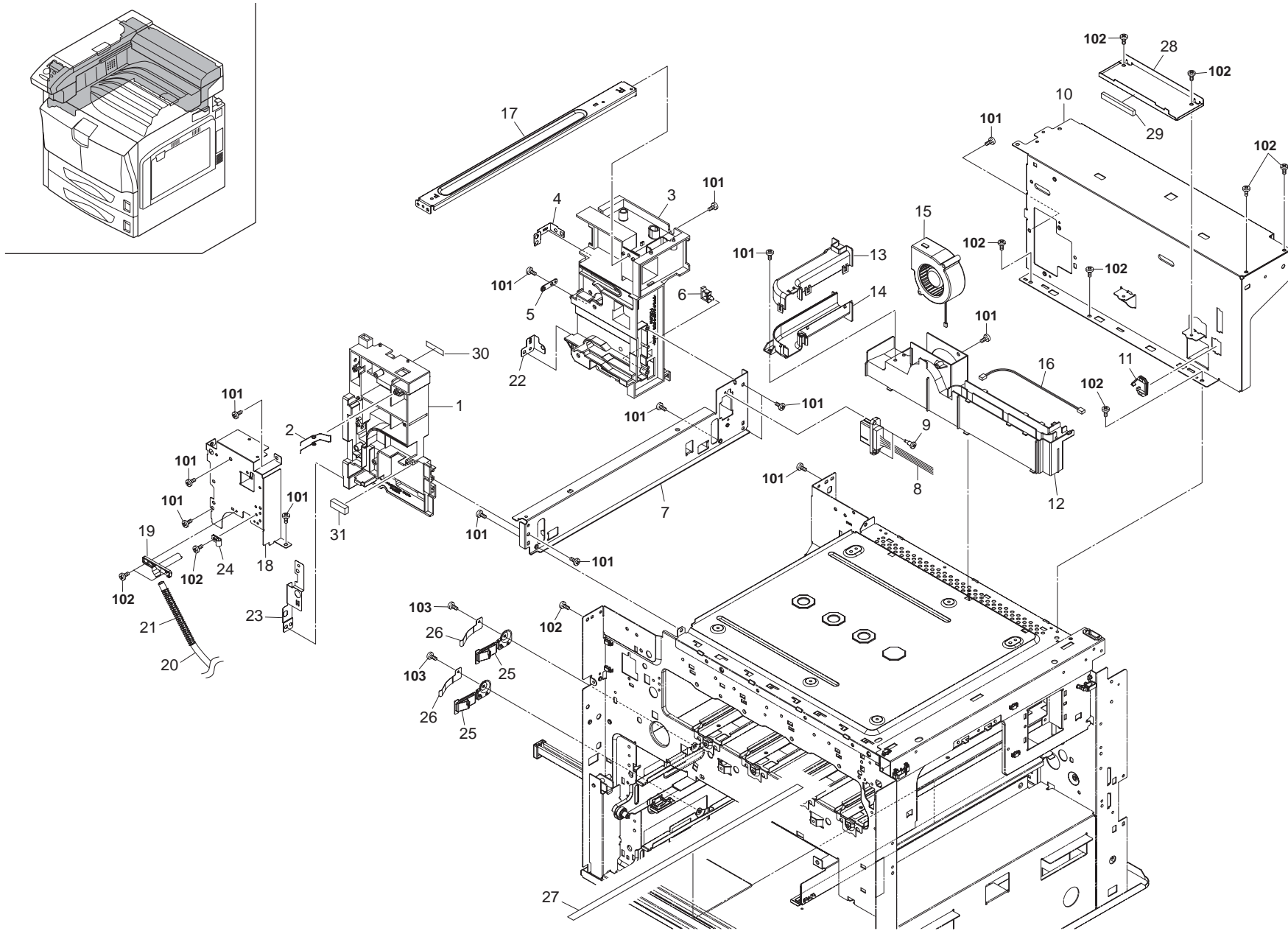


FIG. 3 Frames II

2HP

SP	Ref. No.	Part.No.	Alternative.	Description	Quantity		
					120	230	240
	1	302HP02010	2HP02010	FRAME FUSER F	1	1	1
	2	302FZ02510	2FZ02510	SPRING EARTH EXIT	1	1	1
	3	302HP02020	2HP02020	FRAME FUSER R	1	1	1
	4	302HP02080	2HP02080	PLATE EARTH EXIT	1	1	1
	5	302FZ02720	2FZ02720	PLATE FUSER	1	1	1
	6	7YZM610007++H01	YZ023340	ACCESS.SADDLE	1	1	1
	7	302FZ02250	2FZ02250	FRAME FUSER UNIT CENTER	1	1	1
	8	302FZ46290	2FZ46290	WIRE FUSER PRI	1	1	1
	9	2BG02410		SCREW A	2	2	2
	10	302HP02050	2HP02050	STAY REAR	1	1	1
	11	7YZM210002++H01	YZ004730	ACCESS.EDGING	1	1	1
	12	302FZ33120	2FZ33120	DUCT PU UPPER REAR	1	1	1
	13	302FZ33210	2FZ33210	DUCT PU LOWER	1	1	1
	14	302FZ33220	2FZ33220	DUCT PU UPPER	1	1	1
⊙	15	302FZ94380	2FZ94380	PARTS,FAN COOLING DLP 70 SP	1	1	1
	16	302FZ46670	2FZ46670	WIRE LSU FAN	1	1	1
	17	302HP02060	2HP02060	STAY UPPER LEFT	1	1	1
	18	302HP02040	2HP02040	PLATE FRAME FUSER F	1	1	1
	19	302FZ33280	2FZ33280	JOINT TUBE B	1	1	1
	20	302FZ33350	2FZ33350	TUBE COOLING EXIT	1	1	1
	21	302FZ33390	2FZ33390	SPRING TUBE	1	1	1
	22	302HP02090	2HP02090	PLATE EARTH FUSER	1	1	1
	23	302HP02100	2HP02100	PLATE EARTH FRAME F	1	1	1
	24	M7005010		CLAMP,EMT-3N(TAKEUCHI)	1	1	1
	25	302GR02221	2GR02221	LEVER LOCK CASSETTE	2	2	2
	26	302GR02230	2GR02230	SPRING LEVER	2	2	2
	27	302FZ24170	2FZ24170	SHEET RAIL BYPASS	1	1	1
	28	302FZ39490	2FZ39490	SHIELD LSU WIRE	1	1	1
	29	7ZG65TAV+080H01	ZG046700	SHIELD GASKET	1	1	1
	30	302HP02110	2HP02110	SHEET FRAME F	1	1	1
	31	302HP02120	2HP02120	PAD FRAME F	1	1	1

SP	Ref. No.	Part.No.	Alternative.	Description	Quantity		
					120	230	240
	101	5MBTPB4010PW++R	B1A64100	BIND T.T SCREW(+)/ M4 X 10 CRFREE P-T			
	102	B1A54080		+BIND TAP-TITE S SCREW M4X08			
	103	5MBTPB3006TW++R	B1A53060	BIND T.T SCREW(+)/ M3 X 6 CRFREE S-T			

- Parts with "*" are component parts or sub-assemblies of the assembly appearing immediately above them.
- Parts with "⊙" indicate the spare parts.

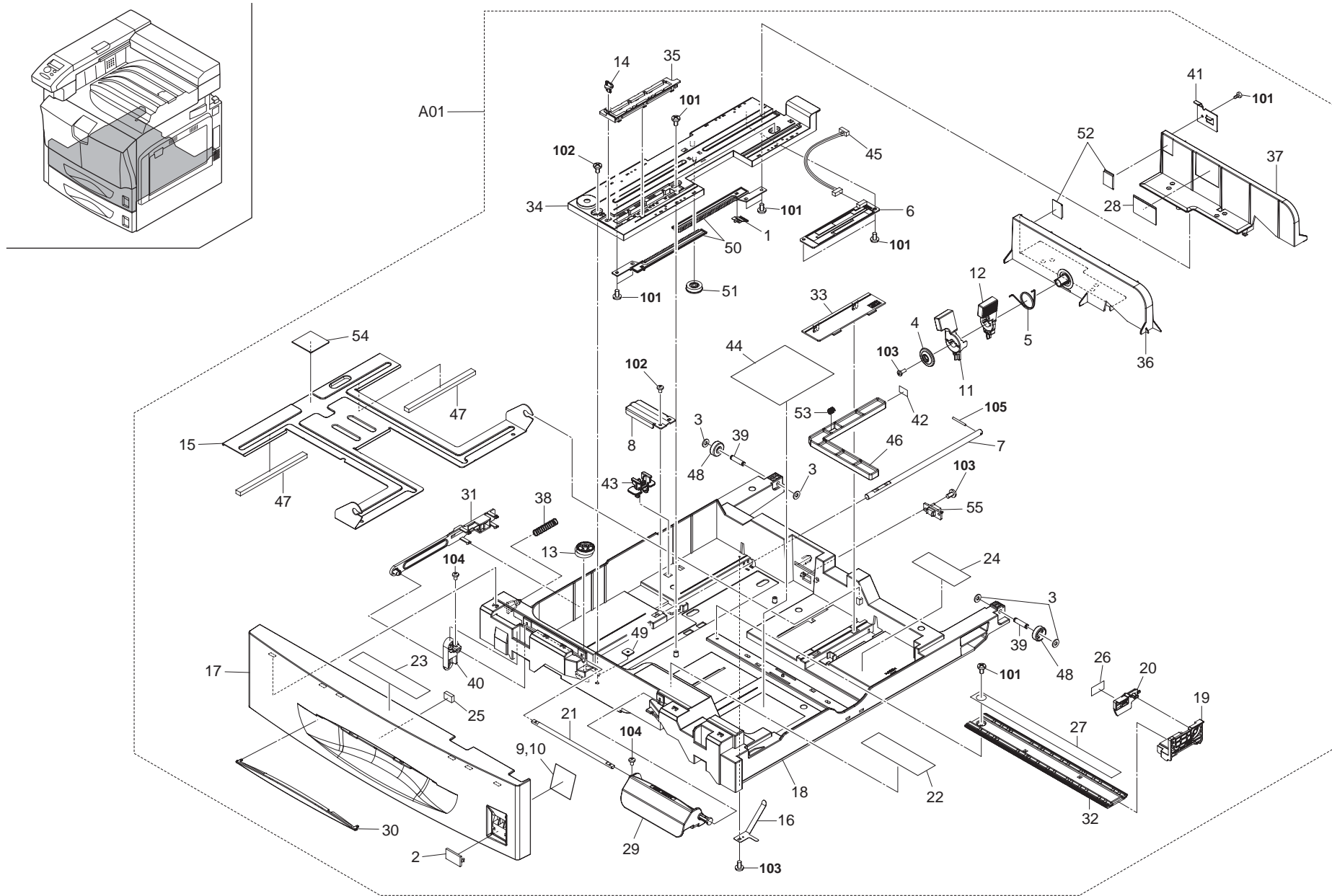


FIG. 4 Paper Cassette I

2HP-1

SP	Ref. No.	Part.No.	Alternative.	Description	Quantity			SP	Ref. No.	Part.No.	Alternative.	Description	Quantity		
					120	230	240						120	230	240
⊙	A01	302FZ93034	2FZ93034	PARTS CASSETTE 1ST ASSY	1	1	1	⊙	50	*3CY06090		RACK CURSOR	2	2	2
⊙	1	*2BC07860		TERMINAL,PAPER SIZE DETECTION	1	1	1	⊙	51	*3CY06100		GEAR 20,CURSOR	1	1	1
⊙	2	*2BL04310		PLATE NUMBER	1	1	1	⊙	52	*60907170		CUSHION,CASSETTE R	2	2	2
	3	*2C904550		CUT WASHER 5	4	4	4		53	*66106080		SPRING,PAD	1	1	1
	4	*2FB07050		PIN CURSOR	1	1	1		54	*66107100		PAD,CASSETTE	1	1	1
	5	*2FB07060		SPRING CURSOR	1	1	1	⊙	55	*7YCC08B2046+H01	YC026110	CONNECTOR	1	1	1
	6	*2FG01020		SIZE DETECTION ASS'Y	1	1	1								
	7	*302AR07041	2AR07041	SHAFT,WORK PLATE	1	1	1								
	8	*302BC06091	2BC06091	WORK PLATE,LIFT CASSETTE	1	1	1								
⊙	9	*302FB05210	2FB05210	PLATE SIZE IN	1	1	1								
⊙	10	*302FB05200	2FB05200	PLATE SIZE C	1	1	1								
	11	*302FB07032	2FB07032	LEVER CURSOR A	1	1	1								
	12	*302FB07042	2FB07042	LEVER CURSOR B	1	1	1		101	BAA63080		+TP TAP-TITE P SCREW M3X08			
	13	*302FB07340	2FB07340	ADJUSTING PLATE CASSETTE	1	1	1		102	B4B04080		+TP-A SCREW M4X08(TRIVALENT CHROMATIN			
	14	*302FB07420	2FB07420	PIN CASSETTE	1	1	1		103	5MBTPB3008PW++R	B1A63080	BIND T.T SCREW(+)/ M3 X 8 CRFREE P-T			
	15	*302FG07091	2FG07091	BASE CASSETTE	1	1	1		104	B1B03050		+BIND SCREW M3X05(TRIVALENT CHROMAT			
	16	*302FG07200	2FG07200	GROUND PLATE,CASSETTE	1	1	1		105	5MBP2514WXSP	E0025250	SPRING PIN /M2.5 X 14 S-BLK			
⊙	17	*302FZ04090	2FZ04090	COVER CASSETTE	1	1	1								
	18	*302FZ09011	2FZ09011	CASSETTE	1	1	1								
⊙	19	*302FZ09030	2FZ09030	CURSOR RIGHT	1	1	1								
⊙	20	*302FZ09040	2FZ09040	CURSOR RIGHT UPPER	1	1	1								
	21	*302FZ09070	2FZ09070	SHAFT HANDLE	1	1	1								
	22	*302FZ09090	2FZ09090	LABEL CASSETTE OPERATION 1	1	1	1								
⊙	23	*302FZ09101	2FZ09101	LABEL BYPASS OPERATION	1	1	1								
	24	*302FZ09111	2FZ09111	LABEL CURSOR OPERATION	1	1	1								
⊙	25	*302FZ09120	2FZ09120	SPONGE FRONT	1	1	1								
⊙	26	*302FZ09130	2FZ09130	LABEL PAPER MAX	1	1	1								
⊙	27	*302FZ09141	2FZ09141	LABEL PAPER SIZE R1	1	1	1								
⊙	28	*302FZ09150	2FZ09150	LABEL PAPER UPPER LIMIT	1	1	1								
⊙	29	*302GR09020	2GR09020	HANDLE CASSETTE 1	1	1	1								
⊙	30	*302GR09040	2GR09040	HANDLE CASSETTE 2	1	1	1								
	31	*302GR09051	2GR09051	LEVER CASSETTE	1	1	1								
	32	*302GR09060	2GR09060	RAIL CURSOR R	1	1	1								
	33	*302GR09070	2GR09070	LID PAPER SIZE	1	1	1								
	34	*302GR09080	2GR09080	RAIL CURSOR A	1	1	1								
	35	*302GR09090	2GR09090	SUPPORT PLATE	1	1	1								
⊙	36	*302GR09102	2GR09102	FRONT CURSOR CASSETTE	1	1	1								
⊙	37	*302GR09112	2GR09112	REAR CURSOR CASSETTE	1	1	1								
	38	*302GR09120	2GR09120	SPRING LEVER CASSETTE	1	1	1								
	39	*302GR09130	2GR09130	SHAFT PULLEY	2	2	2								
⊙	40	*302GR09150	2GR09150	WORK PLATE HANDLE	1	1	1								
	41	*302GR09160	2GR09160	STOPPER PAPER	1	1	1								
	42	*302GR09210	2GR09210	SEAL DETECTION PLATE	1	1	1								
	43	*302GR09990	2GR09990	LIFT LOCK	1	1	1								
⊙	44	*302GR34022	2GR34022	LABEL PAPER SIZE	1	1	1								
	45	*302GR46450	2GR46450	WIRE CASSETTE UNIT	1	1	1								
	46	*33907170		DETECTION PLATE,PAPER SIZE	1	1	1								
	47	*33907210		CUSHION,CASSETTE WORK PLATE	2	2	2								
	48	*34907150		PULLEY,CASSETTE	2	2	2								
	49	*3CY06030		RETAINER M4	1	1	1								

• Parts with "*" are component parts or sub-assemblies of the assembly appearing immediately above them.

• Parts with "⊙" indicate the spare parts.

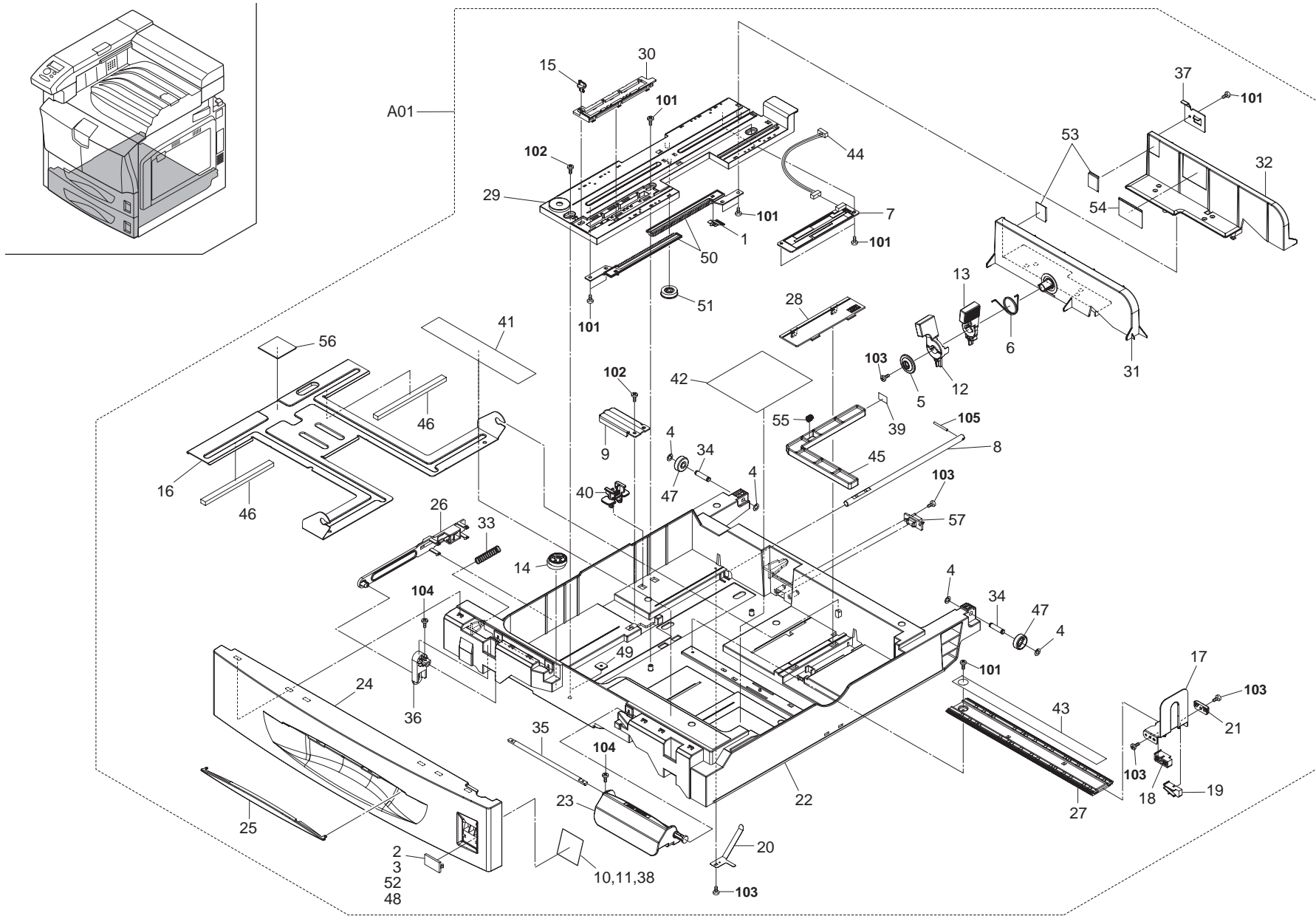


FIG. 5 Paper Cassette II

2HP-1

SP	Ref. No.	Part.No.	Alternative.	Description	Quantity		
					120	230	240
⊙	A01	302GR93082	2GR93082	CT-710	1	1	1
⊙	1	*2BC07860		TERMINAL,PAPER SIZE DETECTION	1	1	1
⊙	2	*2BL04310		PLATE NUMBER	1	1	1
⊙	3	*2BL04370		PLATE NUMBER 2	1	1	1
⊙	4	*2C904550		CUT WASHER 5	4	4	4
⊙	5	*2FB07050		PIN CURSOR	1	1	1
⊙	6	*2FB07060		SPRING CURSOR	1	1	1
⊙	7	*2FG01020		SIZE DETECTION ASS'Y	1	1	1
⊙	8	*302AR07041	2AR07041	SHAFT,WORK PLATE	1	1	1
⊙	9	*302BC06091	2BC06091	WORK PLATE,LIFT CASSETTE	1	1	1
⊙	10	*302FB05200	2FB05200	PLATE SIZE C	1	1	1
⊙	11	*302FB05210	2FB05210	PLATE SIZE IN	1	1	1
⊙	12	*302FB07032	2FB07032	LEVER CURSOR A	1	1	1
⊙	13	*302FB07042	2FB07042	LEVER CURSOR B	1	1	1
⊙	14	*302FB07340	2FB07340	ADJUSTING PLATE CASSETTE	1	1	1
⊙	15	*302FB07420	2FB07420	PIN CASSETTE	1	1	1
⊙	16	*302FG07091	2FG07091	BASE CASSETTE	1	1	1
⊙	17	*302FG07151	2FG07151	CURSOR C CASSETTE	1	1	1
⊙	18	*302FG07170	2FG07170	FRONT GUIDE C,CURSOR	1	1	1
⊙	19	*302FG07180	2FG07180	REAR GUIDE C,CURSOR	1	1	1
⊙	20	*302FG07200	2FG07200	GROUND PLATE,CASSETTE	1	1	1
⊙	21	*302FG07230	2FG07230	STOPPER,TRAILING EDGE DETECTION	1	1	1
⊙	22	*302GR09011	2GR09011	CASSETTE	1	1	1
⊙	23	*302GR09020	2GR09020	HANDLE CASSETTE 1	1	1	1
⊙	24	*302GR09030	2GR09030	COVER CASSETTE	1	1	1
⊙	25	*302GR09040	2GR09040	HANDLE CASSETTE 2	1	1	1
⊙	26	*302GR09051	2GR09051	LEVER CASSETTE	1	1	1
⊙	27	*302GR09060	2GR09060	RAIL CURSOR R	1	1	1
⊙	28	*302GR09070	2GR09070	LID PAPER SIZE	1	1	1
⊙	29	*302GR09080	2GR09080	RAIL CURSOR A	1	1	1
⊙	30	*302GR09090	2GR09090	SUPPORT PLATE	1	1	1
⊙	31	*302GR09102	2GR09102	FRONT CURSOR CASSETTE	1	1	1
⊙	32	*302GR09112	2GR09112	REAR CURSOR CASSETTE	1	1	1
⊙	33	*302GR09120	2GR09120	SPRING LEVER CASSETTE	1	1	1
⊙	34	*302GR09130	2GR09130	SHAFT PULLEY	2	2	2
⊙	35	*302GR09140	2GR09140	SHAFT HANDLE	1	1	1
⊙	36	*302GR09150	2GR09150	WORK PLATE HANDLE	1	1	1
⊙	37	*302GR09160	2GR09160	STOPPER PAPER	1	1	1
⊙	38	*302GR09201	2GR09201	PLATE SIZE INCH	1	1	1
⊙	39	*302GR09210	2GR09210	SEAL DETECTION PLATE	1	1	1
⊙	40	*302GR09990	2GR09990	LIFT LOCK	1	1	1
⊙	41	*302GR34011	2GR34011	LABEL CASSETTE OPERATION	1	1	1
⊙	42	*302GR34022	2GR34022	LABEL PAPER SIZE	1	1	1
⊙	43	*302GR34032	2GR34032	LABEL PAPER SIZE R	1	1	1
⊙	44	*302GR46450	2GR46450	WIRE CASSETTE UNIT	1	1	1
⊙	45	*33907170		DETECTION PLATE,PAPER SIZE	1	1	1
⊙	46	*33907210		CUSHION,CASSETTE WORK PLATE	2	2	2
⊙	47	*34907150		PULLEY,CASSETTE	2	2	2
⊙	48	*3CF04060		PLATE NUMBER4	1	1	1
⊙	49	*3CY06030		RETAINER M4	1	1	1

SP	Ref. No.	Part.No.	Alternative.	Description	Quantity		
					120	230	240
⊙	50	*3CY06090		RACK CURSOR	2	2	2
⊙	51	*3CY06100		GEAR 20,CURSOR	1	1	1
⊙	52	*5MVX321CE001	3CF04050	PLATE NUMBER 3 /3CF0405 A4	1	1	1
⊙	53	*60907170		CUSHION,CASSETTE R	2	2	2
⊙	54	*61705110		LABEL,PAPER UPPER LIMIT	1	1	1
⊙	55	*66106080		SPRING,PAD	1	1	1
⊙	56	*66107100		PAD,CASSETTE	1	1	1
⊙	57	*7YCC08B2046+H01	YC026110	CONNECTOR	1	1	1
	101	BAA63080		+TP TAP-TITE P SCREW M3X08			
	102	B4B04080		+TP-A SCREW M4X08(TRIVALENT CHROMATIN			
	103	5MBTPB3008PW++R	B1A63080	BIND T.T SCREW(+)/ M3 X 8 CRFREE P-T			
	104	B1B03050		+BIND SCREW M3X05(TRIVALENT CHROMATI			
	105	5MBP2514WXSP	E0025250	SPRING PIN /M2.5 X 14 S-BLK			

- Parts with "*" are component parts or sub-assemblies of the assembly appearing immediately above them.
- Parts with "⊙" indicate the spare parts.

FIG. 6 Primary Unit

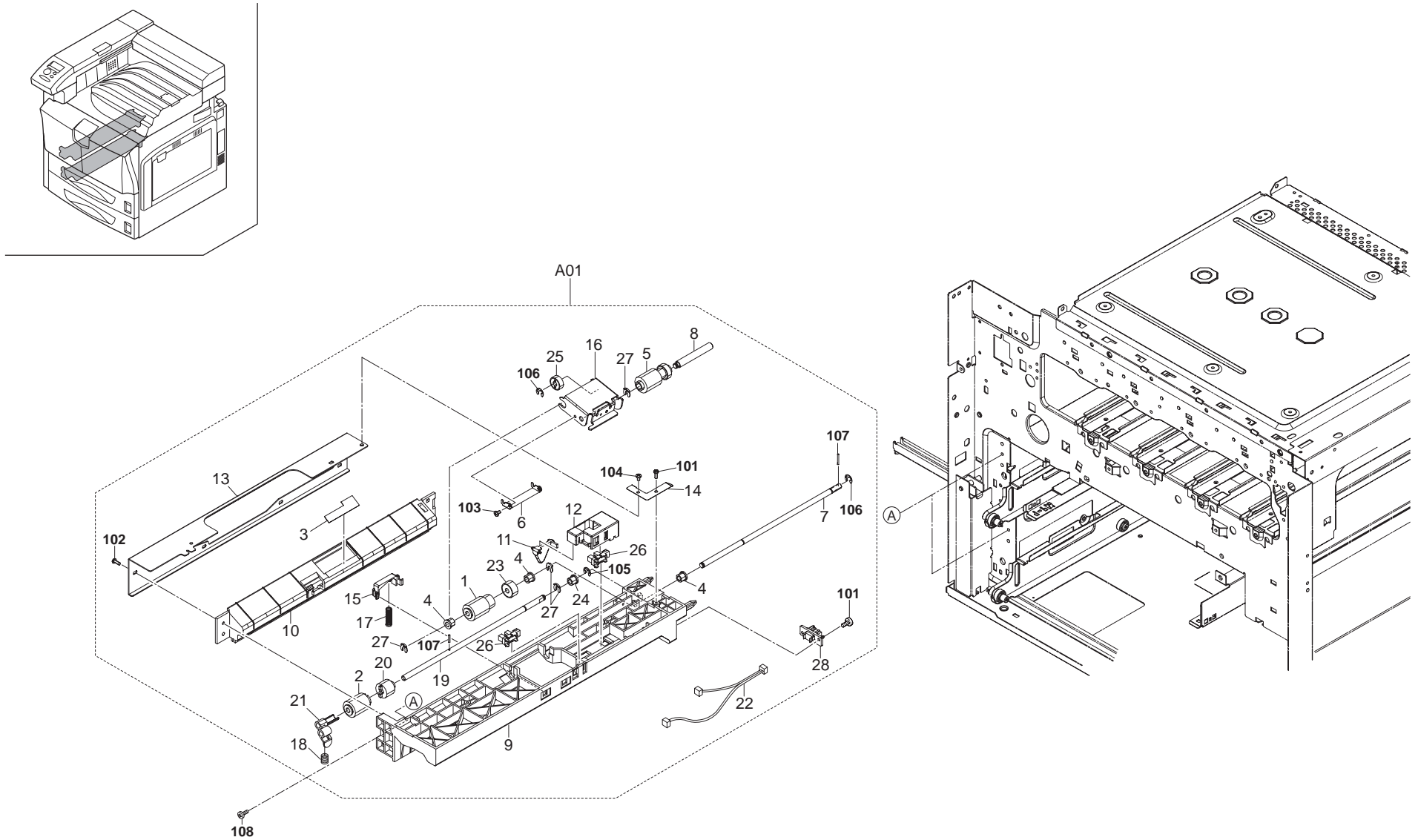


FIG. 6 Primary Unit

2HP-1

SP	Ref. No.	Part.No.	Alternative.	Description	Quantity		
					120	230	240
⊙	A01	302FZ93321	2FZ93321	PARTS FE-820	2	2	2
⊙	1	*2AR07220		PULLEY,PAPER FEED	2	2	2
⊙	2	*2AR07230		PULLEY,SEPARATION	2	2	2
	3	*2AR07660		GUIDE FILM,SEPARATION PULLEY	2	2	2
	4	*2BC06520		BUSHING 6,REGISTRATION	6	6	6
⊙	5	*2BJ06010		PULLEY FEED A	2	2	2
	6	*2BL07900		PLATE LEADING FEED	2	2	2
	7	*302AR07251	2AR07251	SHAFT,PAPER FEED	2	2	2
	8	*302AR07271	2AR07271	SHAFT,LEADING FEED	2	2	2
	9	*302FG07251	2FG07251	UPPER HOUSING,PAPER FEED	2	2	2
	10	*302FG07260	2FG07260	LOWER HOUSING,PAPER FEED	2	2	2
	11	*302FG07290	2FG07290	ACTUATOR,PAPER EMPTY	2	2	2
	12	*302FG07300	2FG07300	HOLDER,ACTUATOR	2	2	2
	13	*302FG07310	2FG07310	REINFORCEMENT PRIMARY PAPER FEED	2	2	2
	14	*302FG07330	2FG07330	GROUND PLATE,PRIMARY PAPER FEED	2	2	2
	15	*302GR06060	2GR06060	HOLDER PICK	2	2	2
	16	*302GR06070	2GR06070	SUPPORT PLATE FEED	2	2	2
	17	*302GR06080	2GR06080	SPRING PICK	2	2	2
	18	*302GR06091	2GR06091	SPRING SEPARATION	2	2	2
	19	*302GR06101	2GR06101	SHAFT SEPARATION	2	2	2
⊙	20	*302GR06110	2GR06110	TORQUE LIMITER 360	2	2	2
	21	*302GR06201	2GR06201	LEVER SEPARATION RELEASE	2	2	2
	22	*302GR46430	2GR46430	WIRE PRIMARY FEED UNIT1	2	2	2
⊙	23	*33906160		GEAR 16,PAPER FEED	2	2	2
	24	*34806040		LOWER BUSHING,PAPER FEED	2	2	2
⊙	25	*34922420		GEAR 15	2	2	2
⊙	26	*5FNXGP1A73A++02	2DC27180	PT.SENSOR GP1A73AJ00/ BK	4	4	4
	27	*5MVX111DN003	2A806250	RING STOPPER /A-49 FEED A4	8	8	8
⊙	28	*7YCC08B2046+H01	YC026110	CONNECTOR	2	2	2

SP	Ref. No.	Part.No.	Alternative.	Description	Quantity		
					120	230	240
	101	5MBTPB3008PW++R	B1A63080	BIND T.T SCREW(+)/ M3 X 8 CRFREE P-T			
	102	5MBTPB3010PW++R	B1B63100	BIND T.T SCREW(+)/ M3 X 10 CRFREE P-T			
	103	B1B03040		+BIND SCREW M3X04(TRIVALENT CHROMATI			
	104	B1B03050		+BIND SCREW M3X05(TRIVALENT CHROMATI			
	105	D1A00400		STOP RING E-4(TRIVALENT CHROMATING)			
	106	D1A00500		STOP RING E-5(TRIVALENT CHROMATING)			
	107	E5120080		SPRING PIN H7A 2X8 SUS			
	108	B1A54080		+BIND TAP-TITE S SCREW M4X08			

- Parts with "*" are component parts or sub-assemblies of the assembly appearing immediately above them.
- Parts with "⊙" indicate the spare parts.

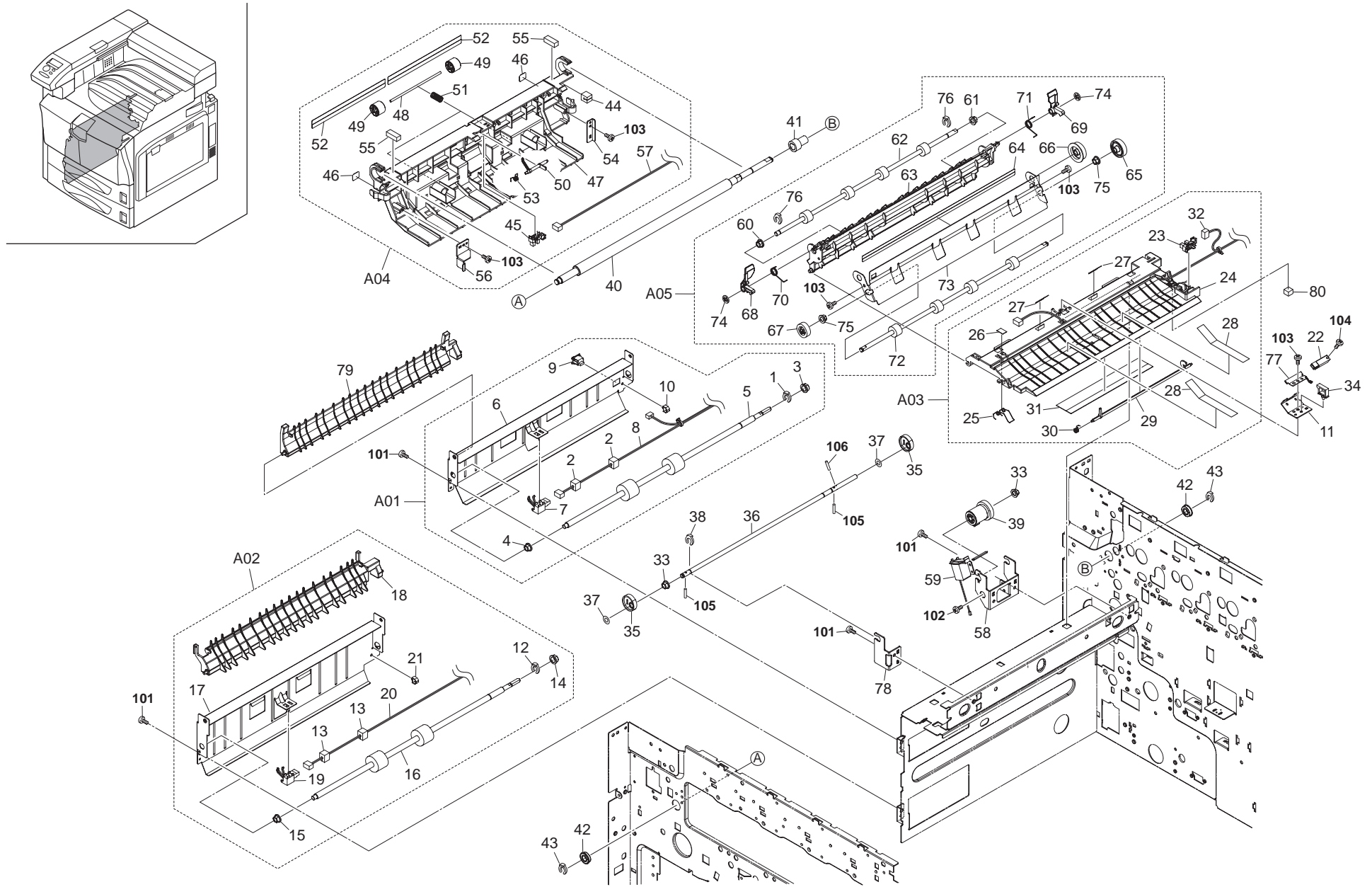


FIG. 7 Paper Conveying I

2HP-1

SP	Ref. No.	Part.No.	Alternative.	Description	Quantity			SP	Ref. No.	Part.No.	Alternative.	Description	Quantity		
					120	230	240						120	230	240
⊙	A01	302FZ94200	2FZ94200	PARTS,GUIDE FEED LOW 1ST ASS'Y SP	1	1	1	⊙	47	*302FZ22084	2FZ22084	GUIDE FEED R	1	1	1
	1	*2BC06910		STOPPER 6	1	1	1		48	*302FZ22140	2FZ22140	SHAFT MIDDLE L	2	2	2
	2	*2BG06500		SPONGE WIRE A	2	2	2	⊙	49	*302FZ22150	2FZ22150	PULLEY MIDDLE	4	4	4
	3	*2BG22950		BUSH 8 EW	1	1	1	⊙	50	*302FZ22160	2FZ22160	ACTUATOR REGIST	1	1	1
	4	*2BG22960		BUSH 6	1	1	1	⊙	51	*302FZ22340	2FZ22340	SPRING MIDDLE	2	2	2
⊙	5	*302FZ22750	2FZ22750	ROLLER FEED LOW	1	1	1	⊙	52	*302FZ22380	2FZ22380	SHEET REGIST	2	2	2
	6	*302FZ22800	2FZ22800	GUIDE FEED LOW 1ST	1	1	1		53	*302FZ22620	2FZ22620	SPRING ACTUATOR REGIST	1	1	1
⊙	7	*302FZ44080	2FZ44080	SWITCH CONVEYING	1	1	1		54	*302FZ24110	2FZ24110	PLATE GUIDE MIDDLE R	1	1	1
	8	*302FZ46540	2FZ46540	WIRE FEED SW UP	1	1	1	⊙	55	*302FZ24160	2FZ24160	PAD REGIST	2	2	2
⊙	9	*35927420		SWITCH,SIZE	1	1	1		56	*302FZ24220	2FZ24220	PLATE GUIDE MIDDLE F	1	1	1
	10	*7YZM610007++H01	YZ023340	ACCESS.SADDLE	1	1	1		57	*302FZ46350	2FZ46350	WIRE REG JAM	1	1	1
	11	302FZ22940	2FZ22940	PLATE SENS MIDDLE	1	1	1	⊙	58	302FZ02690	2FZ02690	MOUNT SOLENOID	1	1	1
⊙	A02	302FZ94210	2FZ94210	PARTS,GUIDE FEED LOW 2ND ASS'Y SP	1	1	1	⊙	59	302FZ44050	2FZ44050	SOLENOID LSU CLN	1	1	1
	12	*2BC06910		STOPPER 6	1	1	1	⊙	A05	302FZ94240	2FZ94240	PARTS,GUIDE MIDDLE R ASS'Y SP	1	1	1
	13	*2BG06500		SPONGE WIRE A	2	2	2		60	*2BG22960		BUSH 6	1	1	1
	14	*2BG22950		BUSH 8 EW	1	1	1	⊙	61	*2BG22970		BUSH 6 EW	1	1	1
	15	*2BG22960		BUSH 6	1	1	1	⊙	62	*302FZ94540	2FZ94540	PARTS,ROLLER MIDDLE R SP	1	1	1
⊙	16	*302FZ22750	2FZ22750	ROLLER FEED LOW	1	1	1	⊙	63	*302FZ22060	2FZ22060	GUIDE MIDDLE R	1	1	1
	17	*302FZ22810	2FZ22810	GUIDE FEED LOW 2ND	1	1	1	⊙	64	*302FZ22460	2FZ22460	SHEET MIDDLE BYPASS	1	1	1
⊙	18	*302FZ22830	2FZ22830	GUIDE FEED UP 2ND	1	1	1	⊙	65	*302FZ22470	2FZ22470	GEAR MIDDLE A	1	1	1
⊙	19	*302FZ44080	2FZ44080	SWITCH CONVEYING	1	1	1	⊙	66	*302FZ22481	2FZ22481	GEAR MIDDLE B	1	1	1
	20	*302FZ46550	2FZ46550	WIRE FEED SW LOW	1	1	1	⊙	67	*302FZ22490	2FZ22490	GEAR MIDDLE Z19S	1	1	1
	21	*7YZM610007++H01	YZ023340	ACCESS.SADDLE	1	1	1	⊙	68	*302FZ22500	2FZ22500	LEVER MIDDLE F	1	1	1
⊙	22	302FZ44090	2FZ44090	SWITCH REGISTRATION	1	1	1	⊙	69	*302FZ22520	2FZ22520	LEVER MIDDLE R	1	1	1
⊙	A03	302FZ94220	2FZ94220	PARTS,GUIDE MIDDLE LOW ASS'Y SP	1	1	1		70	*302FZ22600	2FZ22600	SPRING MID LEVER F	1	1	1
⊙	23	*2C927210		SENSOR 248NL1	1	1	1	⊙	71	*302FZ22610	2FZ22610	SPRING MID LEVER R	1	1	1
⊙	24	*302FZ22591	2FZ22591	GUIDE MIDDLE LOW	1	1	1	⊙	72	*302FZ94550	2FZ94550	PARTS,ROLLER MIDDLE BYPASS SP	1	1	1
	25	*302FZ22630	2FZ22630	SPRING EARTH MIDDLE	1	1	1	⊙	73	*302FZ22860	2FZ22860	GUIDE MIDDLE BYPASS	1	1	1
	26	*302FZ22760	2FZ22760	STOPPER EARTH MIDDLE	1	1	1		74	*302FZ22980	2FZ22980	STOPPER MID	2	2	2
	27	*302FZ22781	2FZ22781	SHEET GUIDE LOW A	2	2	2		75	*302FZ24090	2FZ24090	BUSH TC EW	2	2	2
	28	*302FZ22790	2FZ22790	SHEET GUIDE LOW B	2	2	2		76	*5MVX111DN003	2A806250	RING STOPPER /A-49 FEED A4	2	2	2
⊙	29	*302FZ22840	2FZ22840	ACTUATOR MID BYPASS	1	1	1		77	302FZ22690	2FZ22690	PLATE EARTH MID SENS	1	1	1
	30	*302FZ22870	2FZ22870	SPRING ACTUATOR BYPASS	1	1	1	⊙	78	302FZ02700	2FZ02700	MOUNT SHAFT CAM	1	1	1
⊙	31	*302FZ22950	2FZ22950	SHEET SENS MIDDLE	1	1	1		79	302FZ22820	2FZ22820	GUIDE FEED UP 1ST	1	1	1
	32	*302FZ46330	2FZ46330	WIRE FEED JAM	1	1	1		80	302FZ22700	2FZ22700	STOPPER CORD	1	1	1
	33	2BG22960		BUSH 6	2	2	2								
	34	*7YZM610007++H01	YZ023340	ACCESS.SADDLE	1	1	1		101	B1A54080		+BIND TAP-TITE S SCREW M4X08			
	35	302FZ02671	2FZ02671	CAM SHAFT BLADE	2	2	2		102	5MBTPB3006TW++R	B1A53060	BIND T.T SCREW(+)/ M3 X 6 CRFREE S-T			
	36	302FZ02682	2FZ02682	SHAFT CLN LSU	1	1	1		103	5MBTPB3008PW++R	B1A63080	BIND T.T SCREW(+)/ M3 X 8 CRFREE P-T			
	37	2BG22990		CUT WASHER 4	2	2	2		104	5MBTPB3014TW++R	B1A53140	BIND T.T SCREW(+)/ M3 X 14 CRFREE S-T			
	38	5MVX111DN003	2A806250	RING STOPPER /A-49 FEED A4	1	1	1		105	5MBP2012WPLD	E5120120	PARALLEL PIN / M2 X 12 SUS-DP			
	39	302FZ02741	2FZ02741	CLUTCH LSU CLEANING	1	1	1		106	5MBP2012WXSP	E0020120	SPRING PIN / M2 X 12 S-BLK			
⊙	40	302FZ22040	2FZ22040	ROLLER REGIST R	1	1	1								
⊙	41	302FZ22120	2FZ22120	GEAR REGIST Z18H	1	1	1								
	42	302FZ21300	2FZ21300	BEARING 688AZZ	2	2	2								
	43	2BC06910		STOPPER 6	2	2	2								
⊙	A04	302FZ93430	2FZ93430	PARTS GUIDE FEED R ASSY	1	1	1								
	44	*2BG06500		SPONGE WIRE A	1	1	1								
⊙	45	*2C927210		SENSOR 248NL1	1	1	1								
⊙	46	*302FZ07340	2FZ07340	LABEL JAM BYPASS B1	2	2	2								

• Parts with "*" are component parts or sub-assemblies of the assembly appearing immediately above them.

• Parts with "⊙" indicate the spare parts.

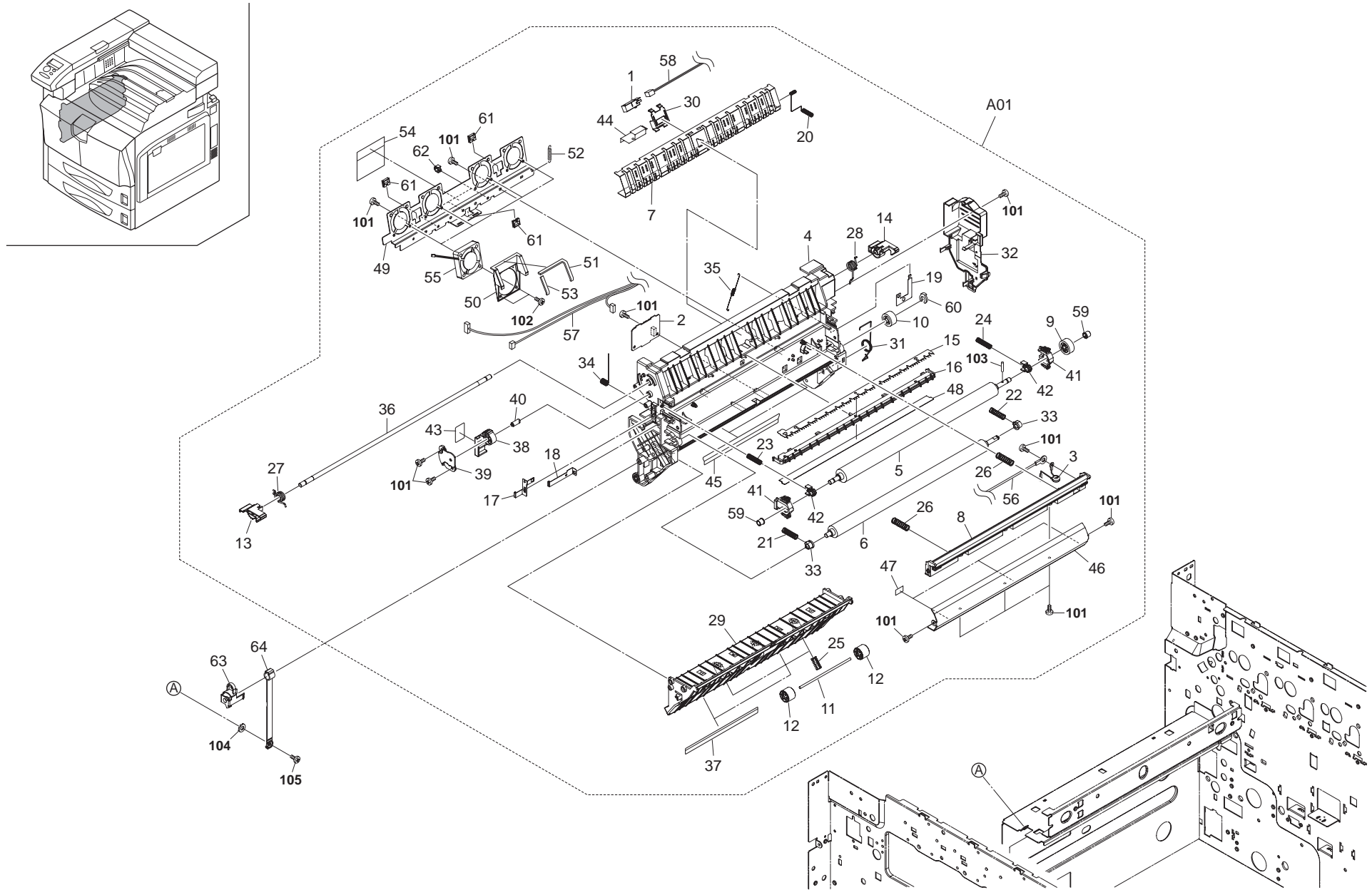


FIG. 8 Paper Conveying II

2HP-1

SP	Ref. No.	Part.No.	Alternative.	Description	Quantity			SP	Ref. No.	Part.No.	Alternative.	Description	Quantity		
					120	230	240						120	230	240
⊙	A01	302FZ93510	2FZ93510	PARTS FEED UNIT ASSY	1	1	1		50	*302FZ24510	2FZ24510	DUCT CONV UP	4	4	4
⊙	1	*302FZ44090	2FZ44090	SWITCH REGISTRATION	1	1	1		51	*302FZ24530	2FZ24530	SEAL FAN CONV	4	4	4
⊙	2	*302FZ01300	2FZ01300	PRINTED W.BOARD FAN	1	1	1		52	*302FZ24540	2FZ24540	SPRING EARTH FAN	1	1	1
⊙	3	*302FZ01310	2FZ01310	VARISTOR TC ASSY	1	1	1		53	*302FZ24550	2FZ24550	SEAL FAN CONV B	4	4	4
⊙	4	*302FZ22012	2FZ22012	BASE CONVEYING	1	1	1		54	*302FZ24560	2FZ24560	SHEET FAN PWD	1	1	1
⊙	5	*302FZ94510	2FZ94510	PARTS,ROLLER TRANSFER SP	1	1	1	⊙	55	*302FZ44070	2FZ44070	FAN CONVEYING 40	4	4	4
⊙	6	*302FZ94520	2FZ94520	PARTS,ROLLER REGIST L SP	1	1	1		56	*302FZ46861	2FZ46861	WIRE TC GUIDE	1	1	1
⊙	7	*302FZ22071	2FZ22071	GUIDE CONVEYING	1	1	1		57	*302FZ46880	2FZ46880	WIRE FEED J	1	1	1
⊙	8	*302FZ22090	2FZ22090	GUIDE TC L	1	1	1		58	*302FZ46890	2FZ46890	WIRE FEED PI	1	1	1
⊙	9	*302FZ22110	2FZ22110	GEAR TC Z24H	1	1	1	⊙	59	*302GR22110	2GR22110	COLLAR TRANS ROLLER	2	2	2
⊙	10	*302FZ22130	2FZ22130	GEAR REGIST Z22H	1	1	1		60	*5MVX111DN003	2A806250	RING STOPPER /A-49 FEED A4	1	1	1
⊙	11	*302FZ22140	2FZ22140	SHAFT MIDDLE L	2	2	2		61	*7YZM210006++H01	YZ038000	ACCESS.EDGING	3	3	3
⊙	12	*302FZ22150	2FZ22150	PULLEY MIDDLE	4	4	4		62	*7YZM610007++H01	YZ023340	ACCESS.SADDLE	3	3	3
⊙	13	*302FZ22170	2FZ22170	HOOK CONVEYING F	1	1	1		63	302FZ22770	2FZ22770	STOPPER BAND CONVEY	1	1	1
⊙	14	*302FZ22180	2FZ22180	HOOK CONVEYING R	1	1	1		64	302FZ24060	2FZ24060	BAND CONVEYING	1	1	1
⊙	15	*302FZ22201	2FZ22201	PLATE DISCHARGER	1	1	1								
⊙	16	*302FZ22211	2FZ22211	HOLDER DISCHARGER	1	1	1								
⊙	17	*302FZ22220	2FZ22220	CONTACT TRANSFER	1	1	1								
⊙	18	*302FZ22230	2FZ22230	CONTACT DISCHARGE	1	1	1								
⊙	19	*302FZ22241	2FZ22241	PLATE EARTH REGIST	1	1	1								
⊙	20	*302FZ22250	2FZ22250	SPRING EARTH CONVEYING	1	1	1		101	5MBTPB3008PW++R	B1A63080	BIND T.T SCREW(+)/ M3 X 8 CRFREE P-T			
⊙	21	*302FZ22300	2FZ22300	SPRING REGIST F	1	1	1		102	7BB100316H	BB040730	+BIND TAP-TITE S SCREW M3X16 CRFREE			
⊙	22	*302FZ22310	2FZ22310	SPRING REGIST R	1	1	1		103	E5120140		PARALLEL PIN H7A 2X14 SUS			
⊙	23	*302FZ22320	2FZ22320	SPRING TRANSFER F	1	1	1		104	7BC60050A060H01	BC048710	TOOTHED LOCK WASHER M5X10X0.6T			
⊙	24	*302FZ22330	2FZ22330	SPRING TRANSFER R	1	1	1		105	B1A54080		+BIND TAP-TITE S SCREW M4X08			
⊙	25	*302FZ22340	2FZ22340	SPRING MIDDLE	2	2	2								
⊙	26	*302FZ22350	2FZ22350	SPRING GUIDE TRANSFER	2	2	2								
⊙	27	*302FZ22360	2FZ22360	SPRING CONVEYING F	1	1	1								
⊙	28	*302FZ22370	2FZ22370	SPRING CONVEYING R	1	1	1								
⊙	29	*302FZ22400	2FZ22400	GUIDE MIDDLE L	1	1	1								
⊙	30	*302FZ22411	2FZ22411	HOLDER SENS FEED	1	1	1								
⊙	31	*302FZ22540	2FZ22540	SPRING EARTH CONVEYING UNIT	1	1	1								
⊙	32	*302FZ22550	2FZ22550	COVER PWB FEED	1	1	1								
⊙	33	*302FZ22560	2FZ22560	BUSH REGIST	2	2	2								
⊙	34	*302FZ22570	2FZ22570	SPRING CONTACT DISCHARGER	1	1	1								
⊙	35	*302FZ22580	2FZ22580	SPRING LEFT CONV	1	1	1								
⊙	36	*302FZ22660	2FZ22660	SHAFT HOOK CONVEYING	1	1	1								
⊙	37	*302FZ22720	2FZ22720	SHEET MIDDLE L	2	2	2								
⊙	38	*302FZ22880	2FZ22880	LEVER CONVEYING	1	1	1								
⊙	39	*302FZ22890	2FZ22890	COVER LEVER CONVEY	1	1	1								
⊙	40	*302FZ22900	2FZ22900	SHAFT LEVER CONVEY	1	1	1								
⊙	41	*302FZ22911	2FZ22911	STOPPER BUSH TRANSFER	2	2	2								
⊙	42	*302FZ22920	2FZ22920	BUSH TRANSFER B F	2	2	2								
⊙	43	*302FZ22960	2FZ22960	LABEL JAM FEED A1	1	1	1								
⊙	44	*302FZ22991	2FZ22991	SHEET SENS CONVEY	1	1	1								
⊙	45	*302FZ24010	2FZ24010	SHEET REGIST L	2	2	2								
⊙	46	*302FZ24100	2FZ24100	GUIDE TC UP	1	1	1								
⊙	47	*302FZ24140	2FZ24140	SPACER TC GUIDE	3	3	3								
⊙	48	*302FZ24240	2FZ24240	SHEET DISCHARGER	1	1	1								
⊙	49	*302FZ24500	2FZ24500	PLATE CONV FAN	1	1	1								

• Parts with "*" are component parts or sub-assemblies of the assembly appearing immediately above them.

• Parts with "⊙" indicate the spare parts.

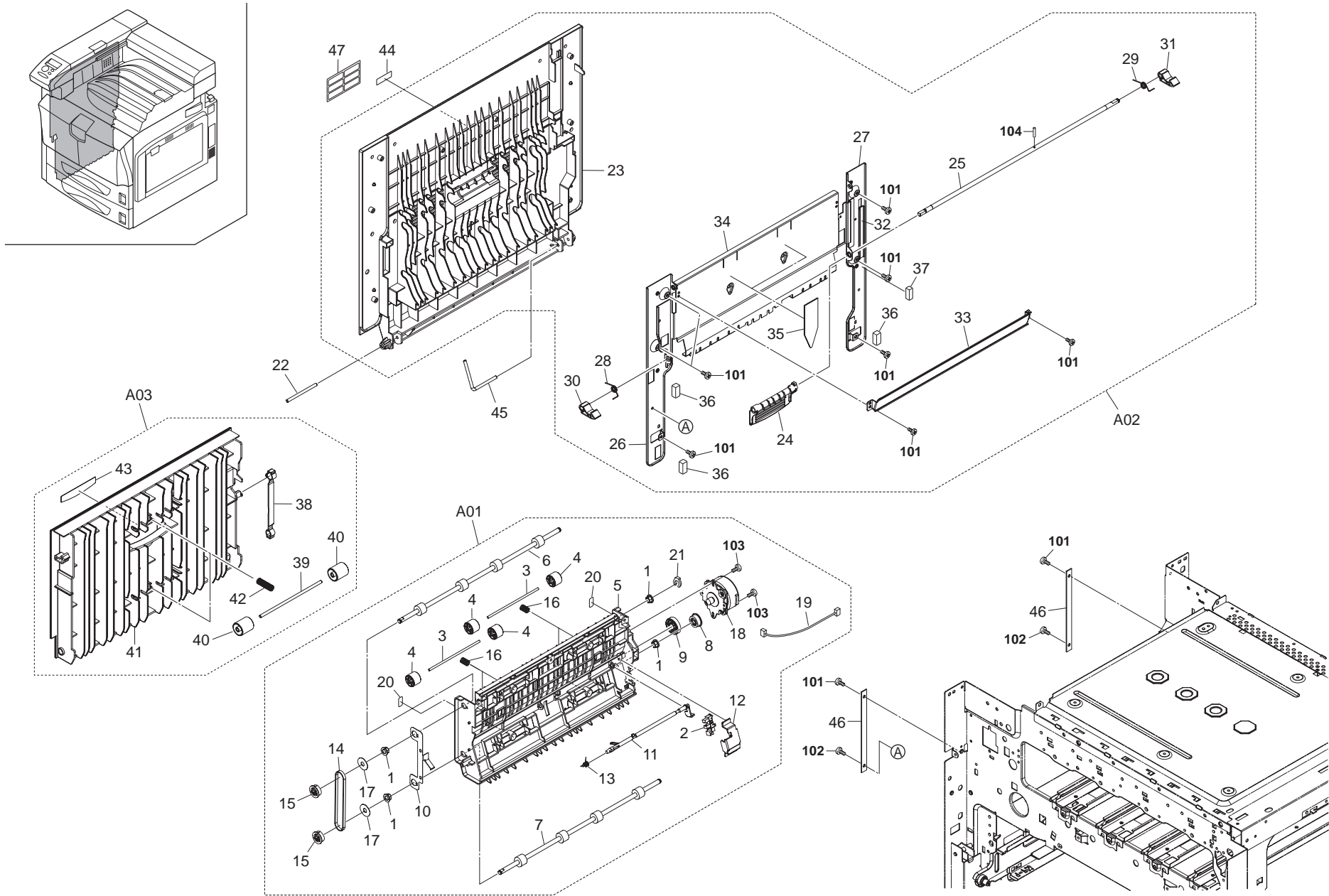


FIG. 9 Paper Conveying III

2HP-1

SP	Ref. No.	Part.No.	Alternative.	Description	Quantity			SP	Ref. No.	Part.No.	Alternative.	Description	Quantity		
					120	230	240						120	230	240
⊙	A01	302FZ93500	2FZ93500	PARTS DU ASSY	1	1	1		101	B1A54080		+BIND TAP-TITE S SCREW M4X08			
	1	*2BG22970		BUSH 6 EW	4	4	4		102	7BB000404H	BB046770	+BIND SCREW M4X4 CRFREE			
⊙	2	*2C927210		SENSOR 248NL1	1	1	1		103	5MBTPB3008PW++R	B1A63080	BIND T.T SCREW(+)/ M3 X 8 CRFREE P-T			
	3	*302FZ22140	2FZ22140	SHAFT MIDDLE L	4	4	4		104	E5120100		SPRING PIN H7A 2X10 SUS			
	4	*302FZ22150	2FZ22150	PULLEY MIDDLE	8	8	8								
	5	*302FZ29012	2FZ29012	FRAME DU	1	1	1								
⊙	6	*302FZ94620	2FZ94620	PARTS,ROLLER DUPLEX A SP	1	1	1								
⊙	7	*302FZ94630	2FZ94630	PARTS,ROLLER DUPLEX B SP	1	1	1								
⊙	8	*302FZ29040	2FZ29040	GEAR DU Z32S	1	1	1								
⊙	9	*302FZ29050	2FZ29050	GEAR DU IDLE	1	1	1								
	10	*302FZ29061	2FZ29061	PLATE EARTH DU	1	1	1								
⊙	11	*302FZ29070	2FZ29070	ACTUATOR DU	1	1	1								
	12	*302FZ29080	2FZ29080	RETAINER ACTUATOR DU	1	1	1								
	13	*302FZ29090	2FZ29090	SPRING ACT DU	1	1	1								
⊙	14	*302FZ29110	2FZ29110	BELT DU	1	1	1								
⊙	15	*302FZ29120	2FZ29120	PULLEY DU BELT	2	2	2								
	16	*302FZ29130	2FZ29130	SPRING DU	4	4	4								
	17	*302FZ29140	2FZ29140	COLLAR DU PULLEY	2	2	2								
⊙	18	*302FZ31071	2FZ31071	MOTOR DU	1	1	1								
	19	*302FZ46680	2FZ46680	WIRE DU PI	1	1	1								
	20	*302HP34040	2HP34040	LABEL JAM CONVEYING	2	2	2								
	21	*5MVX111DN003	2A806250	RING STOPPER /A-49 FEED A4	1	1	1								
	22	302FZ04420	SFZ04420	SHAFT LEFT COVER B	1	1	1								
⊙	A02	302HP93110	2HP93110	PARTS LEFT COVER ASSY SP(PR)	1	1	1								
⊙	23	*302FZ04302	2FZ04302	COVER LEFT	1	1	1								
⊙	24	*302FZ04321	2FZ04321	LEVER LEFT COVER	1	1	1								
	25	*302FZ04330	2FZ04330	SHAFT HOOK	1	1	1								
	26	*302FZ04360	2FZ04360	PLATE LEFT COVER F	1	1	1								
	27	*302FZ04370	2FZ04370	PLATE LEFT COVER R	1	1	1								
	28	*302FZ04390	2FZ04390	SPRING LEFT COVER F	1	1	1								
	29	*302FZ04400	2FZ04400	SPRING LEFT COVER R	1	1	1								
⊙	30	*302FZ04800	2FZ04800	HOOK LEFT COVER F	1	1	1								
⊙	31	*302FZ04810	2FZ04810	HOOK LEFT COVER R	1	1	1								
	32	*302FZ04980	2FZ04980	PLATE LEFT COVER D	1	1	1								
	33	*302HP28180	2HP28180	GUIDE DU R	1	1	1								
	34	*302HP28300	2HP28300	PLATE LEFT COVER E	1	1	1								
	35	*302HP28440	2HP28440	SHEET LEFT PLATE	2	2	2								
	36	*7ZG65TSV+020H01	ZG046810	SHIELD GASKET	3	3	3								
	37	*7ZGSGTG77+014H01	ZG045150	SHIELD GASKET	1	1	1								
⊙	A03	302FZ93311	2FZ93311	PARTS COVER FEED LOW ASS'Y	1	1	1								
	38	*2BG06480		BAND B	1	1	1								
	39	*302BG06152	2BG06152	SHAFT FEED B	2	2	2								
	40	*302BG06162	2BG06162	PULLEY FEED	4	4	4								
	41	*302FZ04350	2FZ04350	COVER FEED LOW	1	1	1								
	42	*302FZ04760	2FZ04760	SPRING FEED LOW	2	2	2								
	43	*302GR34040	2GR34040	LABEL LEFT COVER A	1	1	1								
⊙	44	302FB05380	2FB05380	LABEL VFEED CAUTION	1	1	1								
	45	302FZ04310	2FZ04310	SHAFT LEFT COVER	1	1	1								
	46	302FZ04990	2FZ04990	BAND LEFT COVER	2	2	2								
⊙	47	302FB05440	2FB05440	LABEL VFEED CAUTION 6NATIONS	1	1	1								

• Parts with "*" are component parts or sub-assemblies of the assembly appearing immediately above them.

• Parts with "⊙" indicate the spare parts.

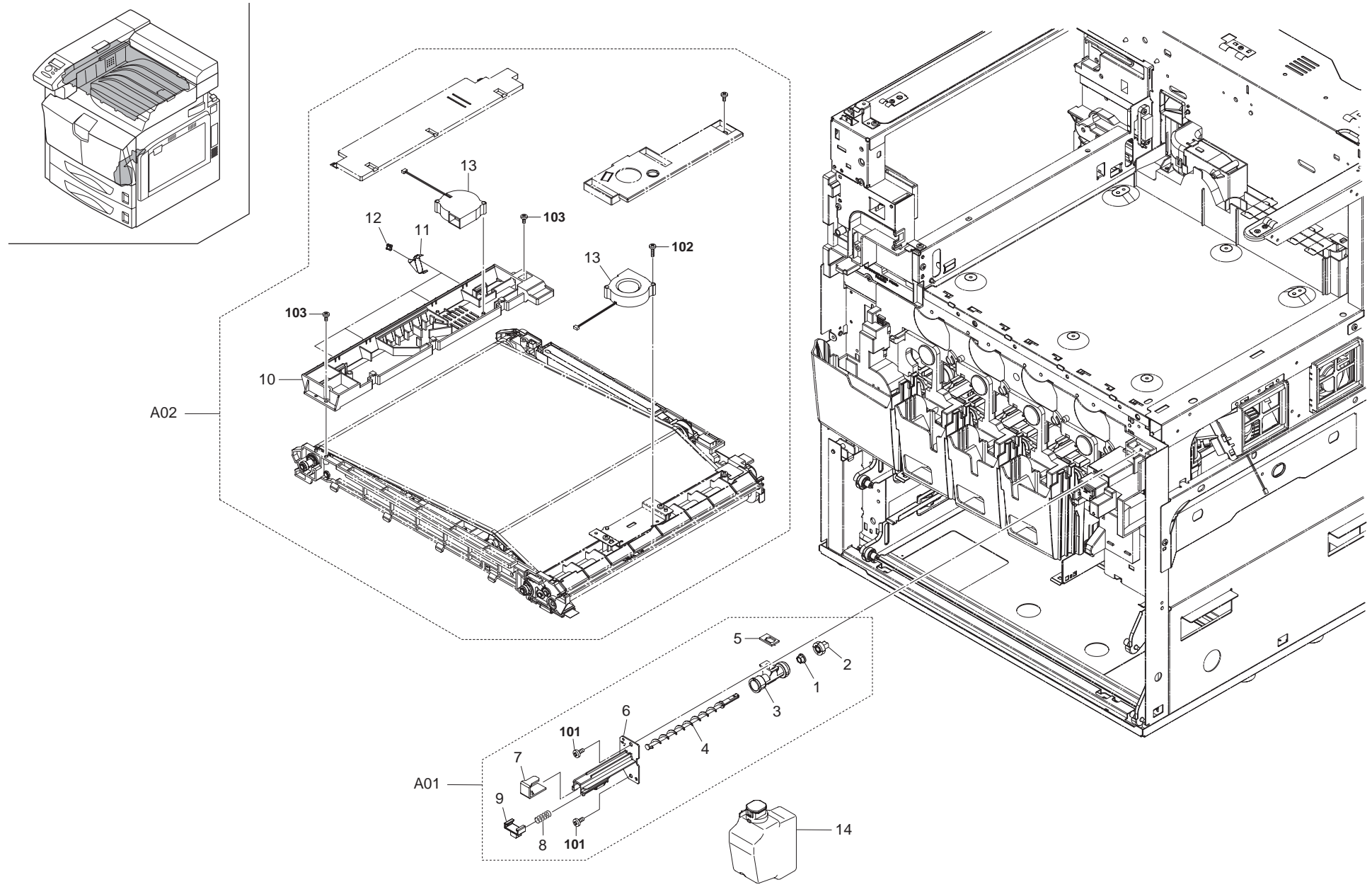


FIG. 10 Transfer Unit

2HP-1

SP	Ref. No.	Part.No.	Alternative.	Description	Quantity		
					120	230	240
⊙	A01	302FZ94320	2FZ94320	PARTS,ICL WT ASS'Y SP	1	1	1
	1	*2BG22960		BUSH 6	1	1	1
	2	*2C916180		GEAR Z15 REGIST	1	1	1
	3	*302FZ23600	2FZ23600	PIPE JOINT ICL	1	1	1
	4	*302FZ23610	2FZ23610	SCREW WT ICL	1	1	1
	5	*302FZ23640	2FZ23640	SEAL PIPE WT ICL	1	1	1
	6	*302FZ23650	2FZ23650	PIPE WT ICL	1	1	1
	7	*302FZ23710	2FZ23710	SEAL SHUTTER ICL	1	1	1
	8	*5MMW465LD003	2D915380	SPRING SHUTTER WASTE/A-80 A4	1	1	1
	9	*5MVX332DB020	2BS08510	SHUTTER WASTE /43587J2027 A4	1	1	1
⊙	A02	302HP93090	2HP93090	PARTS TRANSFER BELT ASS'Y(PR)	1	1	1
	10	*302FZ21241	2FZ21241	GUIDE BELT UP	1	1	1
	11	*302FZ21700	2FZ21700	HOLDER GUIDE PULLEY	4	4	4
	12	*302FZ25940	2FZ25940	PULLEY GUIDE	4	4	4
⊙	13	*302FZ94660	2FZ94660	PARTS,FAN IMAGE SP	2	2	2
	14	302FZ00700	2FZ00700	WASTE BOTTLE ASS'Y	1	1	1

SP	Ref. No.	Part.No.	Alternative.	Description	Quantity		
					120	230	240
	101	B1A54080		+BIND TAP-TITE S SCREW M4X08			
	102	7BB100420H	BB040740	+BIND TAP-TITE S SCREW M4X20 CRFREE			
	103	5MBTPB4010PW++R	B1A64100	BIND T.T SCREW(+)/ M4 X 10 CRFREE P-T			

- Parts with "*" are component parts or sub-assemblies of the assembly appearing immediately above them.
- Parts with "⊙" indicate the spare parts.

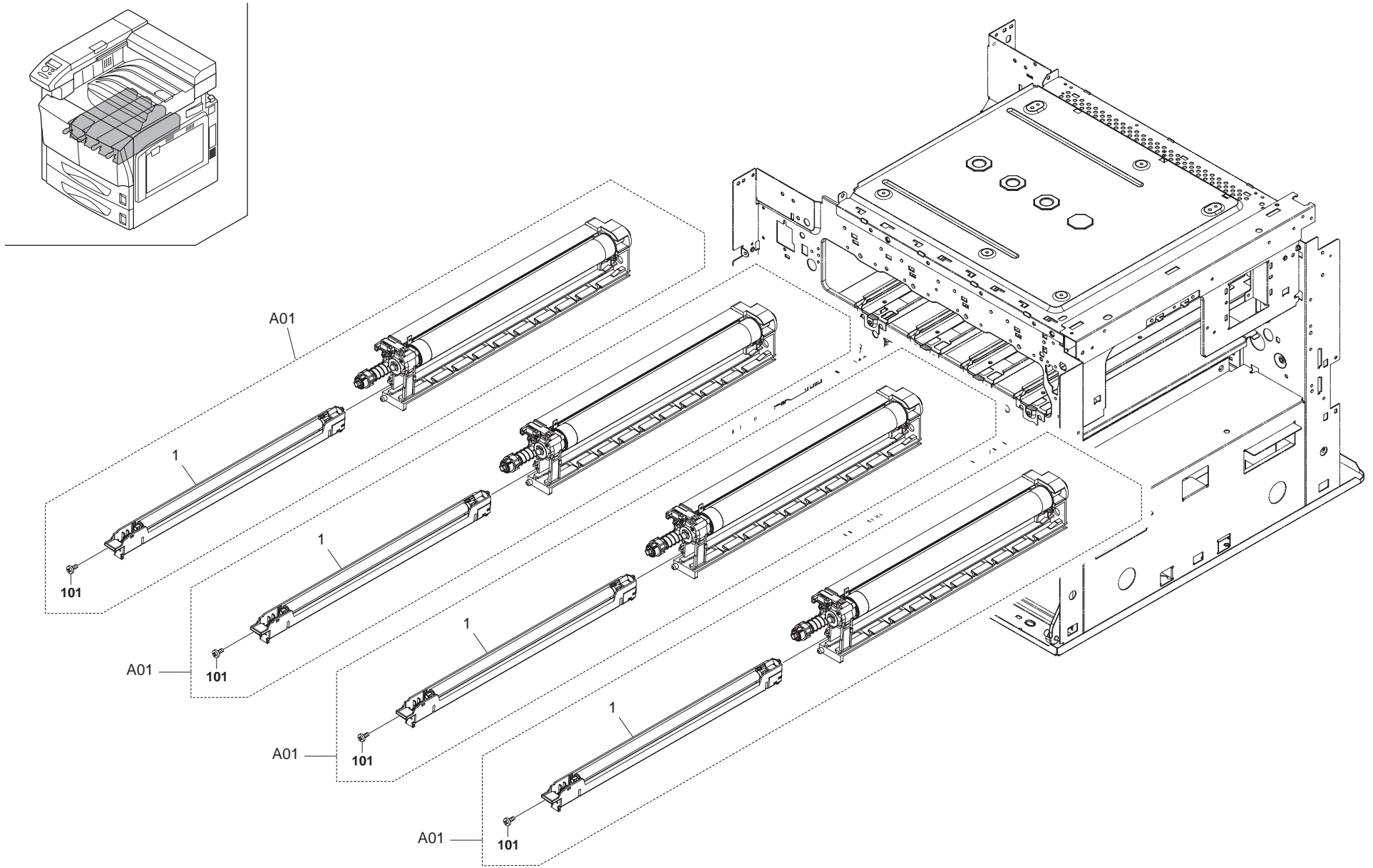


FIG. 11 Imaging Unit

2HP

SP	Ref. No.	Part.No.	Alternative.	Description	Quantity		
					120	230	240
⊙	A01	302HP93030	2HP93030	PARTS DK-821(PR)	4	4	4
⊙	1	*302FZ93480	2FZ93480	PARTS MC-820	4	4	4

SP	Ref. No.	Part.No.	Alternative.	Description	Quantity		
					120	230	240
	101	5MBTPB3006TW++R	B1A53060	BIND T.T SCREW(+)/ M3 X 6 CRFREE S-T			

- Parts with "*" are component parts or sub-assemblies of the assembly appearing immediately above them.
- Parts with "⊙" indicate the spare parts.

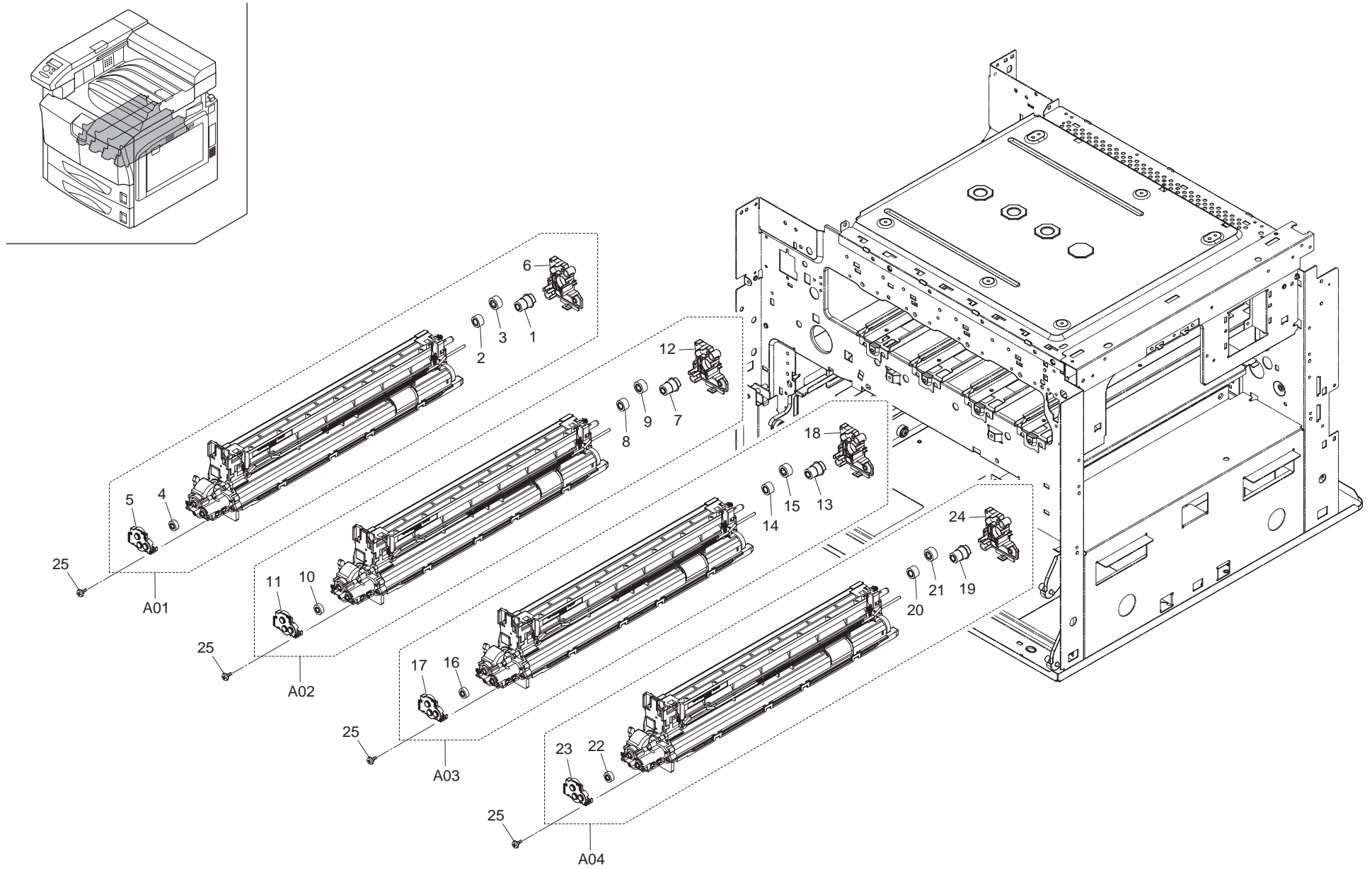


FIG. 12 Developer Unit

SP	Ref. No.	Part.No.	Alternative.	Description	Quantity		
					120	230	240
⊙	A01	302HP93040	2HP93040	PARTS DV-821K(PR)	1	1	1
⊙	1	*302FZ14161	2FZ14161	GEAR MAG Z14H	1	1	1
⊙	2	*302FZ14170	2FZ14170	GEAR IDLE Z15H DLP	1	1	1
⊙	3	*302FZ14180	2FZ14180	GEAR SLEEVE Z17H	1	1	1
⊙	4	*302FZ14230	2FZ14230	GEAR Z14S	1	1	1
	5	*302FZ14300	2FZ14300	COVER FRONT DLP	1	1	1
	6	*302FZ14310	2FZ14310	COVER REAR BK DLP	1	1	1
⊙	A02	302HP93050	2HP93050	PARTS DV-821Y(PR)	1	1	1
⊙	7	*302FZ14161	2FZ14161	GEAR MAG Z14H	1	1	1
⊙	8	*302FZ14170	2FZ14170	GEAR IDLE Z15H DLP	1	1	1
⊙	9	*302FZ14180	2FZ14180	GEAR SLEEVE Z17H	1	1	1
⊙	10	*302FZ14230	2FZ14230	GEAR Z14S	1	1	1
	11	*302FZ14300	2FZ14300	COVER FRONT DLP	1	1	1
	12	*302FZ14420	2FZ14420	COVER REAR Y DLP	1	1	1
⊙	A03	302HP93060	2HP93060	PARTS DV-821C(PR)	1	1	1
⊙	13	*302FZ14161	2FZ14161	GEAR MAG Z14H	1	1	1
⊙	14	*302FZ14170	2FZ14170	GEAR IDLE Z15H DLP	1	1	1
⊙	15	*302FZ14180	2FZ14180	GEAR SLEEVE Z17H	1	1	1
⊙	16	*302FZ14230	2FZ14230	GEAR Z14S	1	1	1
	17	*302FZ14300	2FZ14300	COVER FRONT DLP	1	1	1
	18	*302FZ14430	2FZ14430	COVER REAR C DLP	1	1	1
⊙	A04	302HP93070	2HP93070	PARTS DV-821M(PR)	1	1	1
⊙	19	*302FZ14161	2FZ14161	GEAR MAG Z14H	1	1	1
⊙	20	*302FZ14170	2FZ14170	GEAR IDLE Z15H DLP	1	1	1
⊙	21	*302FZ14180	2FZ14180	GEAR SLEEVE Z17H	1	1	1
⊙	22	*302FZ14230	2FZ14230	GEAR Z14S	1	1	1
	23	*302FZ14300	2FZ14300	COVER FRONT DLP	1	1	1
	24	*302FZ14440	2FZ14440	COVER REAR M DLP	1	1	1
	25	302FZ14840	2FZ14840	STUD SCREW M4	4	4	4

- Parts with "*" are component parts or sub-assemblies of the assembly appearing immediately above them.
- Parts with "⊙" indicate the spare parts.

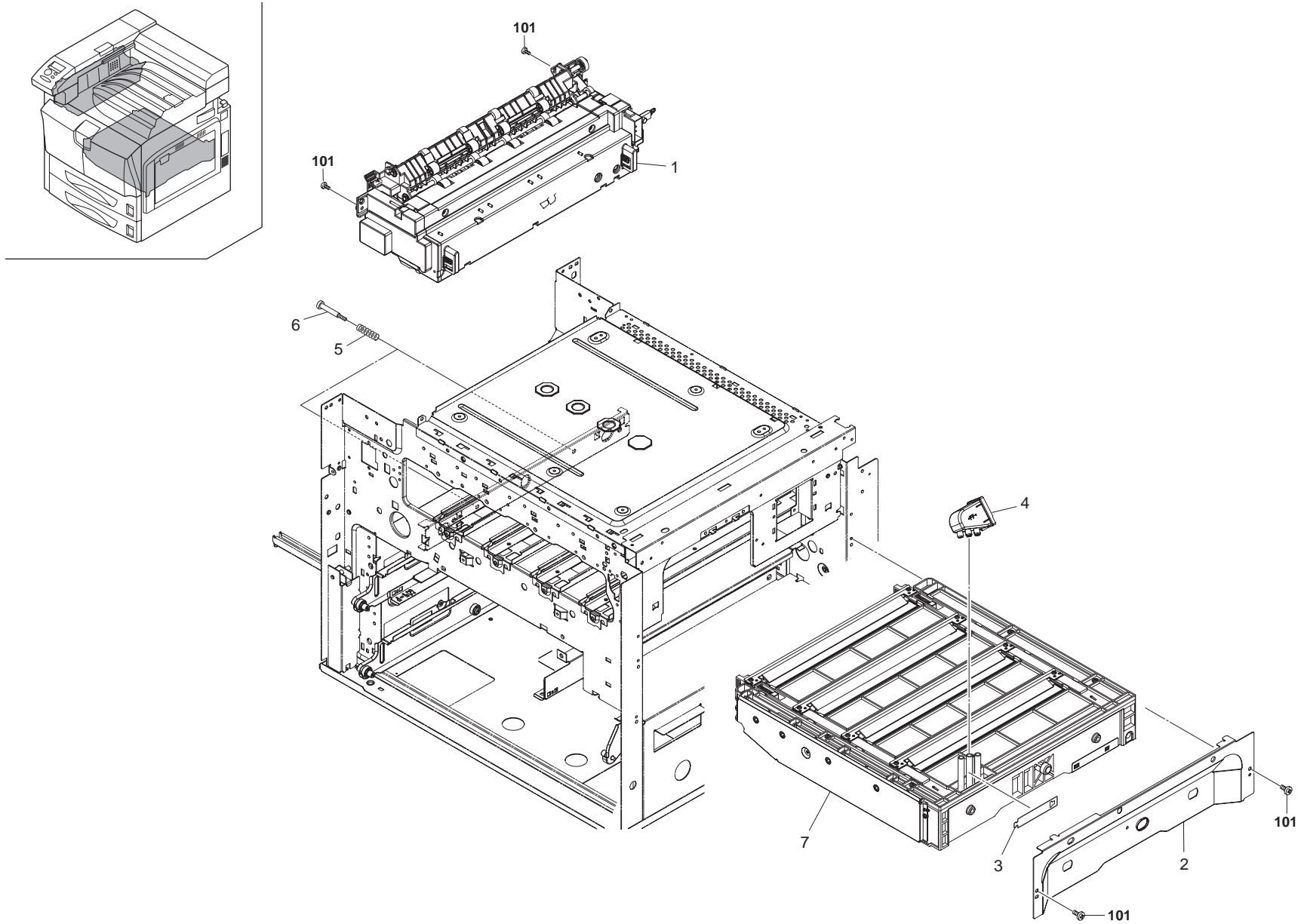


FIG. 13 Fuser Unit & LSU

2HP

SP	Ref. No.	Part.No.	Alternative.	Description	Quantity		
					120	230	240
⊙	1	302HP93160	2HP93160	PARTS FUSER 120 ASS'Y(PR)	1		
⊙	1	302HP93170	2HP93170	PARTS FUSER 200 ASS'Y(PR)		1	1
	2	302FZ02540	2FZ02540	MOUNT LSU RIGHT	1	1	1
	3	302FZ03020	2FZ03020	SHEET BAND TUBE	1	1	1
⊙	4	302FZ33090	2FZ33090	JOINT TUBE	1	1	1
	5	302FZ20040	2FZ20040	SPRING LSU	2	2	2
	6	302FZ20030	2FZ20030	PIN LSU	2	2	2
⊙	7	302FZ93080	2FZ93080	PARTS LSU ASS'Y	1	1	1

SP	Ref. No.	Part.No.	Alternative.	Description	Quantity		
					120	230	240
	101	B1A54080		+BIND TAP-TITE S SCREW M4X08			

- Parts with "*" are component parts or sub-assemblies of the assembly appearing immediately above them.
- Parts with "⊙" indicate the spare parts.

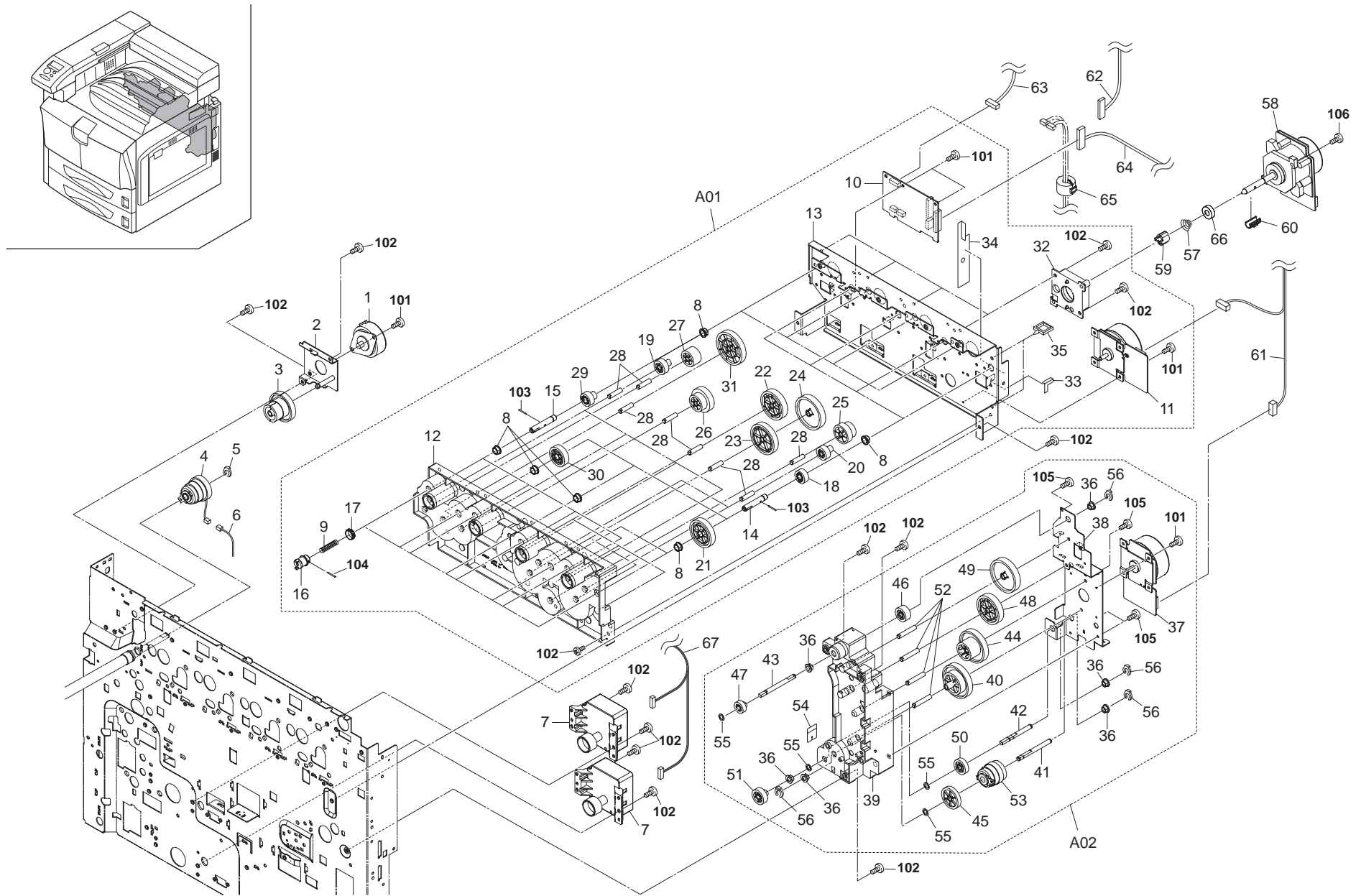


FIG. 14 Driving Unit I

2HP-1

SP	Ref. No.	Part.No.	Alternative.	Description	Quantity			SP	Ref. No.	Part.No.	Alternative.	Description	Quantity		
					120	230	240						120	230	240
⊙	1	302FZ94250	2FZ94250	PARTS,MOTOR IMAGE SP	1	1	1	⊙	49	*302FZ31390	2FZ31390	GEAR Z60L	1	1	1
	2	302FZ31150	2FZ31150	PLATE DRIVE TC	1	1	1	⊙	50	*302FZ31540	2FZ31540	GEAR Z26L BYPASS	1	1	1
⊙	3	302FZ31560	2FZ31560	GEAR Z84L Z30L TC	1	1	1	⊙	51	*302FZ31550	2FZ31550	GEAR Z27S BYPASS	1	1	1
⊙	4	302FZ31810	2FZ31810	CLUTCH REGIST 8	1	1	1	⊙	52	*302FZ31710	2FZ31710	PIN MPF DRIVE	4	4	4
	5	2BC06980		STOPPER 5	1	1	1	⊙	53	*302FZ31820	2FZ31820	CLUTCH FEED 6	1	1	1
	6	302FZ46761	2FZ46761	WIRE REG CLT JOINT	1	1	1		54	*302FZ32060	2FZ32060	SEAL MPF CL	1	1	1
⊙	7	302GR44111	2GR44111	MOTOR LIFT	2	2	2		55	*5MVS665KB001	2BM40060	CUT WASHER	4	4	4
⊙	A01	302FZ93260	2FZ93260	PARTS DR-820	1	1	1		56	*5MVX111DN003	2A806250	RING STOPPER /A-49 FEED A4	4	4	4
	8	*2BC06510		BUSHING 8	16	16	16		57	302BG22021	2BG22021	SPRING JOINT D	4	4	4
	9	*2BG22530		SPRING COUPLING DLP	8	8	8	⊙	58	302FZ93440	2FZ93440	PARTS MOTOR DRUM	4	4	4
⊙	10	*302FZ94670	2FZ94670	PARTS,PWB MOTOR DRIVER ASS'Y,SP	1	1	1	⊙	59	302FZ31270	2FZ31270	JOINT DRUM	4	4	4
⊙	11	*302FZ31030	2FZ31030	MOTOR DLP	1	1	1		60	302FZ31990	2FZ31990	STOPPER D MOTOR	4	4	4
	12	*302FZ31080	2FZ31080	HOLDER DRUM DRIVE	1	1	1		61	302FZ46081	2FZ46081	WIRE DLP MOTOR	1	1	1
	13	*302FZ31092	2FZ31092	PLATE DRUM DRIVE	1	1	1		62	302FZ46191	2FZ46191	WIRE DRUM MOTOR SIG	1	1	1
	14	*302FZ31180	2FZ31180	SHAFT DLP DRIVE	4	4	4		63	302HP46070	2HP46070	WIRE TRNS MOT JOINT	1	1	1
	15	*302FZ31190	2FZ31190	SHAFT CLN DRIVE	4	4	4		64	302FZ46831	2FZ46831	WIRE DRM MOT A	1	1	1
⊙	16	*302FZ31250	2FZ31250	COUPLING DLP DRIVE	8	8	8		65	3HK27050		CORE 8-16X10	1	1	1
	17	*302FZ31280	2FZ31280	COLLAR DLP COUPLING	8	8	8		66	2FG20310		BEARING PRESS ROLLER	4	4	4
	18	*302FZ31330	2FZ31330	GEAR Z22L DLP	4	4	4		67	302FZ46250	2FZ46250	WIRE LIFT MOT	1	1	1
⊙	19	*302FZ31340	2FZ31340	GEAR Z24R	4	4	4								
⊙	20	*302FZ31350	2FZ31350	GEAR Z22R	2	2	2								
⊙	21	*302FZ31360	2FZ31360	GEAR Z50L	2	2	2								
⊙	22	*302FZ31370	2FZ31370	GEAR Z52R	3	3	3								
⊙	23	*302FZ31380	2FZ31380	GEAR Z55L	2	2	2								
⊙	24	*302FZ31390	2FZ31390	GEAR Z60L	2	2	2								
⊙	25	*302FZ31400	2FZ31400	GEAR Z54L-Z26L	1	1	1		101	5MBTPB3006TW++R	B1A53060	BIND T.T SCREW(+)/ M3 X 6 CRFREE S-T			
⊙	26	*302FZ31410	2FZ31410	GEAR Z42R-Z29R	1	1	1		102	B1A54080		+BIND TAP-TITE S SCREW M4X08			
⊙	27	*302FZ31600	2FZ31600	GEAR Z28R	1	1	1		103	5MBP2012WXSP	E0020120	SPRING PIN / M2 X 12 S-BLK			
⊙	28	*302FZ31720	2FZ31720	PIN MAIN DRIVE	15	15	15		104	E5125120		PARALLEL PIN H7A 2.5X12 SUS			
⊙	29	*302FZ31850	2FZ31850	GEAR Z22L CLN	4	4	4		105	5MBTPB3008PW++R	B1A63080	BIND T.T SCREW(+)/ M3 X 8 CRFREE P-T			
⊙	30	*302FZ31890	2FZ31890	GEAR Z35L DLP	1	1	1		106	B1B54300		+BIND TAP-TITE S SCREW M4X30(TRIVALENT C			
⊙	31	*302FZ31900	2FZ31900	GEAR Z60L CLN	1	1	1								
	32	*302FZ32050	2FZ32050	HOLDER DRUM MOTOR	4	4	4								
	33	*302FZ39800	2FZ39800	SHEET DLP MOTOR	1	1	1								
	34	*302FZ39960	2FZ39960	SHEET MAIN DRIVE R	1	1	1								
	35	*7YZM610004++H01	YZ012210	ACCESS SADDLE	2	2	2								
⊙	A02	302FZ93250	2FZ93250	PARTS MPF DRIVE ASS'Y	1	1	1								
	36	*2BG22960		BUSH 6	6	6	6								
⊙	37	*302FZ31030	2FZ31030	MOTOR DLP	1	1	1								
	38	*302FZ31100	2FZ31100	PLATE MPF DRIVE	1	1	1								
	39	*302FZ31110	2FZ31110	HOLDER MPF DRIVE	1	1	1								
⊙	40	*302FZ31140	2FZ31140	GEAR Z98L-Z40R MPF	1	1	1								
	41	*302FZ31160	2FZ31160	SHAFT MPF CL	1	1	1								
	42	*302FZ31220	2FZ31220	SHAFT BYPASS DRIVE	1	1	1								
	43	*302FZ31230	2FZ31230	SHAFT BRS DRIVE	1	1	1								
⊙	44	*302FZ31290	2FZ31290	GEAR Z94L-Z32L MPF	1	1	1								
⊙	45	*302FZ31300	2FZ31300	GEAR Z38R MPF	1	1	1								
⊙	46	*302FZ31310	2FZ31310	GEAR Z24R BRS	1	1	1								
⊙	47	*302FZ31320	2FZ31320	GEAR Z20S BRS	1	1	1								
⊙	48	*302FZ31370	2FZ31370	GEAR Z52R	1	1	1								

• Parts with "*" are component parts or sub-assemblies of the assembly appearing immediately above them.

• Parts with "⊙" indicate the spare parts.

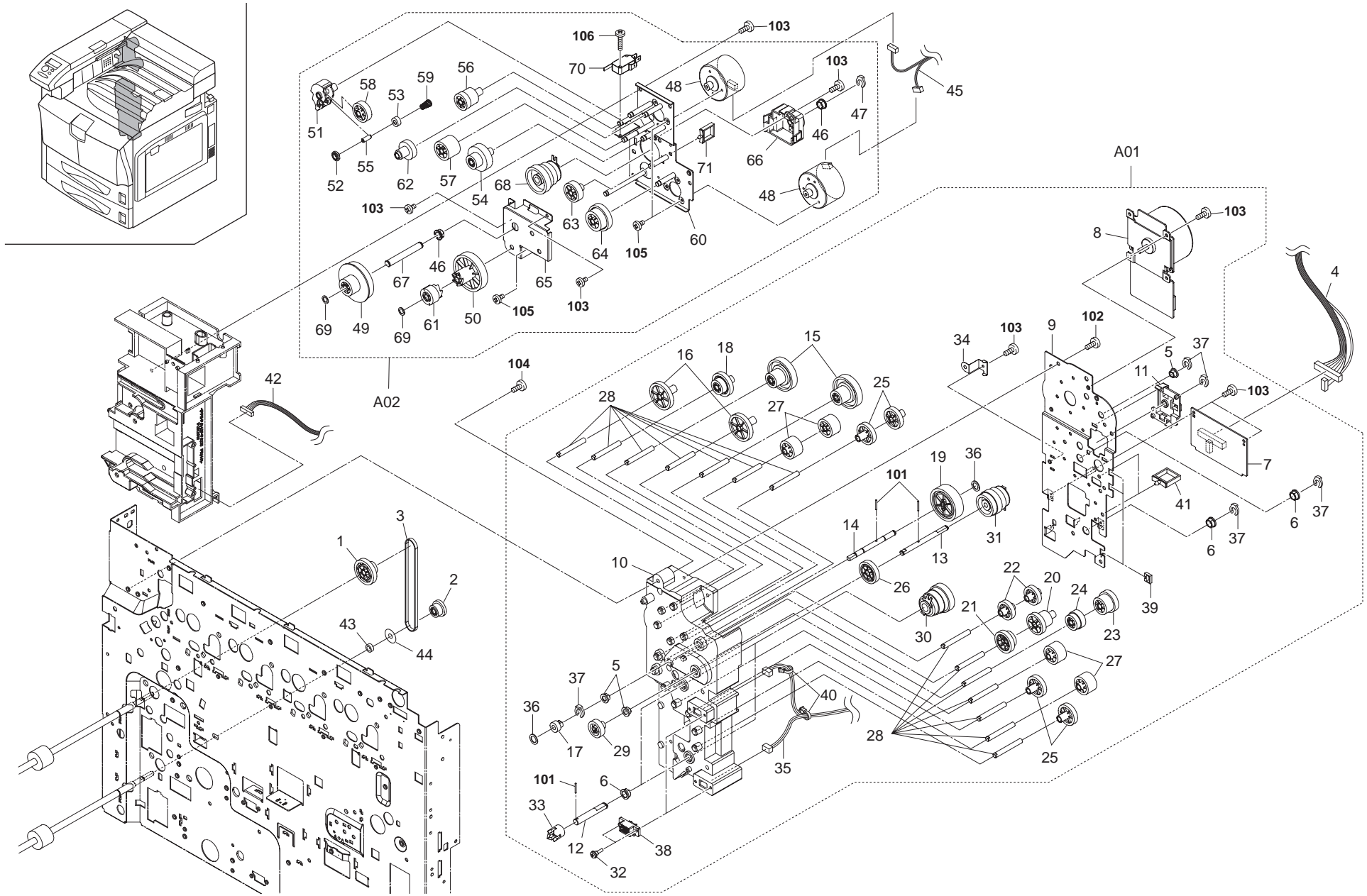


FIG. 15 Driving Unit II

2HP-1

SP	Ref. No.	Part.No.	Alternative.	Description	Quantity		
					120	230	240
⊙	1	302FZ31520	2FZ31520	GEAR Z38R DSK	1	1	1
⊙	2	302FZ31730	2FZ31730	PULLEY 26 FEED	1	1	1
⊙	3	302FZ31260	2FZ31260	BELT FEED DRIVE	1	1	1
⊙	4	302FZ46020	2FZ46020	WIRE JOINT	1	1	1
⊙	A01	302FZ93281	2FZ93281	PARTS FEED DRIVE ASSY	1	1	1
	5	*2BG22960		BUSH 6	3	3	3
	6	*2BG22980		BUSH 8	4	4	4
⊙	7	*302FZ94681	2FZ94681	PARTS,PWB FEED ASS'Y,SP	1	1	1
⊙	8	*302FZ31020	2FZ31020	MOTOR FEED	1	1	1
⊙	9	*302FZ31120	2FZ31120	PLATE FEED DRIVE	1	1	1
	10	*302FZ31130	2FZ31130	HOLDER FEED DRIVE	1	1	1
	11	*302FZ31170	2FZ31170	HOLDER CLUTCH	1	1	1
	12	*302FZ31200	2FZ31200	SHAFT FEED DRIVE	2	2	2
	13	*302FZ31210	2FZ31210	SHAFT FEED 2 DRIVE	1	1	1
	14	*302FZ31240	2FZ31240	SHAFT LSU DRIVE	1	1	1
⊙	15	*302FZ31420	2FZ31420	GEAR Z81L-Z22R	2	2	2
⊙	16	*302FZ31430	2FZ31430	GEAR Z42L	2	2	2
⊙	17	*302FZ31440	2FZ31440	GEAR Z14R LSU	1	1	1
⊙	18	*302FZ31450	2FZ31450	GEAR Z36L-Z22R REG	1	1	1
⊙	19	*302FZ31460	2FZ31460	GEAR Z52L LSU	1	1	1
⊙	20	*302FZ31470	2FZ31470	GEAR Z33R-Z23R CL	1	1	1
⊙	21	*302FZ31480	2FZ31480	GEAR Z33R-Z23R FEED	1	1	1
⊙	22	*302FZ31490	2FZ31490	GEAR Z28L	2	2	2
⊙	23	*302FZ31500	2FZ31500	GEAR Z32L-Z26R FEED CL	1	1	1
⊙	24	*302FZ31510	2FZ31510	GEAR Z26R-Z23L FEED CL	1	1	1
⊙	25	*302FZ31530	2FZ31530	GEAR Z32L	4	4	4
⊙	26	*302FZ31590	2FZ31590	GEAR Z35L CL	1	1	1
⊙	27	*302FZ31600	2FZ31600	GEAR Z28R	4	4	4
28	*302FZ31740	2FZ31740	PIN DRIVE FEED	14	14	14	
⊙	29	*302FZ31800	2FZ31800	GEAR Z25R JOINT	1	1	1
⊙	30	*302FZ31810	2FZ31810	CLUTCH REGIST 8	2	2	2
⊙	31	*302FZ31820	2FZ31820	CLUTCH FEED 6	1	1	1
⊙	32	*302FZ31840	2FZ31840	STUD SCREW 435	4	4	4
	33	*302FZ32070	2FZ32070	COUPLING PAPER FEED	2	2	2
	34	*302FZ39720	2FZ39720	PLATE EARTH FEED	1	1	1
	35	*302FZ46100	2FZ46100	WIRE PRE FEED	1	1	1
	36	*5MVS665KB001	2BM40060	CUT WASHER	2	2	2
	37	*5MVX111DN003	2A806250	RING STOPPER /A-49 FEED A4	5	5	5
	38	*7YCC08B2046+H02	YC026130	CONNECTOR	2	2	2
	39	*7YZM210006++H01	YZ038000	ACCESS.EDGING	3	3	3
	40	*7YZM410001++H01	YZ037950	ACCESS.BAND	2	2	2
	41	*7YZM610003++H01	YZ010250	ACCESS SADDLE	2	2	2
	42	302FZ46050	2FZ46050	WIRE TRANSFER	1	1	1
	43	3HL10170		COLLAR EJECT	1	1	1
	44	302FZ29140	2FZ29140	COLLAR DU PULLEY	1	1	1
	45	302FZ46411	2FZ46411	WIRE EXIT MOT	1	1	1
⊙	A02	302FZ93270	2FZ93270	PARTS FUSER DRIVE ASS'Y	1	1	1
	46	*2BC06510		BUSHING 8	2	2	2
	47	*2BC06980		STOPPER 5	1	1	1
⊙	48	*302FZ94290	2FZ94290	PARTS,MOTOR FUSER SP	2	2	2

SP	Ref. No.	Part.No.	Alternative.	Description	Quantity		
					120	230	240
⊙	49	*302FZ31570	2FZ31570	GEAR Z20L FUSER DRIVE	1	1	1
⊙	50	*302FZ31580	2FZ31580	GEAR Z46 FUSER	1	1	1
	51	*302FZ31671	2FZ31671	JOINT GEAR EXIT	1	1	1
⊙	52	*302FZ31680	2FZ31680	PULLEY EXIT DRIVE	1	1	1
⊙	53	*302FZ31690	2FZ31690	GEAR EXIT Z20	1	1	1
⊙	54	*302FZ31700	2FZ31700	GEAR EXIT Z63 Z21	1	1	1
	55	*302FZ31750	2FZ31750	PIN EXIT	1	1	1
⊙	56	*302FZ31760	2FZ31760	GEAR EXIT Z39Z26	1	1	1
⊙	57	*302FZ31770	2FZ31770	GEAR EXIT Z30 JOINT	1	1	1
⊙	58	*302FZ31780	2FZ31780	GEAR EXIT Z48	1	1	1
	59	*302FZ31790	2FZ31790	SPRING EXIT 60	1	1	1
	60	*302FZ31861	2FZ31861	MOUNT FUSER DRIVE	1	1	1
⊙	61	*302FZ31870	2FZ31870	GEAR Z20 FUSER	1	1	1
⊙	62	*302FZ31910	2FZ31910	GEAR EXIT Z45Z22	1	1	1
⊙	63	*302FZ31920	2FZ31920	GEAR Z30 FUSER	1	1	1
⊙	64	*302FZ31930	2FZ31930	GEAR Z65-Z29 FUSER	1	1	1
	65	*302FZ32010	2FZ32010	PLATE FUSER DRIVE	1	1	1
	66	*302FZ32021	2FZ32021	HOLDER FUSER CL	1	1	1
	67	*302FZ32030	2FZ32030	SHAFT FUSER DRIVE	1	1	1
⊙	68	*302FZ32040	2FZ32040	CLUTCH FUSER 8	1	1	1
	69	*5MVS665KB001	2BM40060	CUT WASHER	2	2	2
⊙	70	*7SM010303+++H01	SM037910	SW.MICRO	1	1	1
	71	*7YZM610003++H01	YZ010250	ACCESS SADDLE	1	1	1
	101	5MBP2012WXSP	E0020120	SPRING PIN / M2 X 12 S-BLK			
	102	5MBTPB4010PW++R	B1A64100	BIND T.T SCREW(+)/ M4 X 10 CRFREE P-T			
	103	5MBTPB3006TW++R	B1A53060	BIND T.T SCREW(+)/ M3 X 6 CRFREE S-T			
	104	B1A54080		+BIND TAP-TITE S SCREW M4X08			
	105	B4A03030		+TP-A SCREW M3X03(TRIVALENT CHRO MATI			
	106	5MBTPB3014TW++R	B1A53140	BIND T.T SCREW(+)/ M3 X 14 CRFREE S-T			

• Parts with "*" are component parts or sub-assemblies of the assembly appearing immediately above them.

• Parts with "⊙" indicate the spare parts.

FIG. 16 Cooling Unit

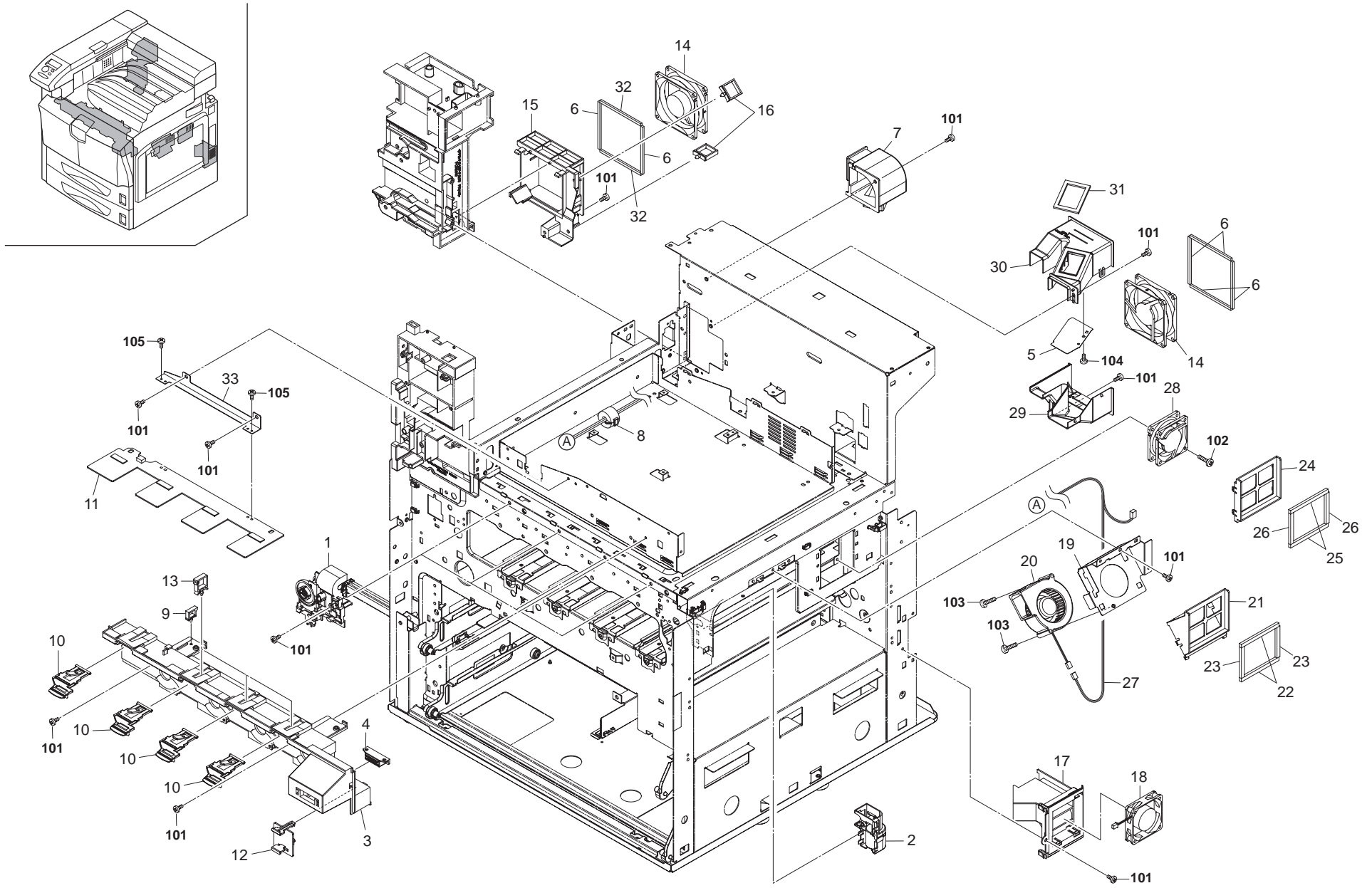


FIG. 16 Cooling Unit

2HP

SP	Ref. No.	Part.No.	Alternative.	Description	Quantity		
					120	230	240
⊙	1	302FZ93290	2FZ93290	PARTS CONT DRIVE ASS'Y	4	4	4
⊙	2	302FZ93460	2FZ93460	PARTS ICL MOTOR ASSY	1	1	1
	3	302FZ04520	2FZ04520	COVER INNER UPPER	1	1	1
	4	60804120		MAGNET CATCH	1	1	1
	5	302FZ33370	2FZ33370	PLATE DUCT EXIT	1	1	1
	6	302FZ33400	2FZ33400	SEAL BRACKET FAN C	6	6	6
	7	302HP02030	2HP02030	DUCT EXIT	1	1	1
	8	3HK27050		CORE 8-16X10	1	1	1
	9	7YZM610008+++H01	YZ037940	ACCESS SADDLE	1	1	1
⊙	10	302FZ04530	2FZ04530	LEVER LOCK CONT	4	4	4
⊙	11	302FZ45060	2FZ45060	RFID RECIEVER	1	1	1
⊙	12	302FZ04580	2FZ04580	COVER CONNECTER	1	1	1
	13	7YZM610002+++H01	YZ010240	ACCESS SADDLE	3	3	3
⊙	14	2FB27180		FAN 80 COOLING	2	2	2
	15	302FZ33230	2FZ33230	BRACKET FAN D	1	1	1
	16	7YZM610003+++H01	YZ010250	ACCESS SADDLE	2	2	2
	17	302FZ33190	2FZ33190	BRACKET FAN C	1	1	1
⊙	18	302FZ94420	2FZ94420	PARTS,FAN COOLING CONVEYING SP	1	1	1
	19	302FZ02640	2FZ02640	MOUNT FAN	1	1	1
⊙	20	302FZ94380	2FZ94380	PARTS,FAN COOLING DLP 70 SP	1	1	1
	21	302FZ33140	2FZ33140	BRACKET FAN A	1	1	1
	22	302FZ33170	2FZ33170	SEAL BRACKET FAN A	2	2	2
	23	302FZ33180	2FZ33180	SEAL BRACKET FAN B	2	2	2
	24	302FZ33150	2FZ33150	BRACKET FAN B	1	1	1
	25	302FZ33170	2FZ33170	SEAL BRACKET FAN A	2	2	2
	26	302FZ33180	2FZ33180	SEAL BRACKET FAN B	2	2	2
	27	302FZ46091	2FZ46091	WIRE FRONT SIDE	1	1	1
⊙	28	2FB27190		FAN 60 COOLING	1	1	1
⊙	29	302FZ33011	2FZ33011	DUCT EXIT LOWER	1	1	1
	30	302FZ33020	2FZ33020	DUCT EXIT UPPER	1	1	1
	31	302FZ33380	2FZ33380	SEAL DUCT EXIT	1	1	1
	32	302FZ33410	2FZ33410	SEAL BRACKET FAN D	2	2	2
	33	302FZ02880	2FZ02880	BRACKET PWB RFID	1	1	1

SP	Ref. No.	Part.No.	Alternative.	Description	Quantity		
					120	230	240
	101	B1A54080		+BIND TAP-TITE S SCREW M4X08			
	102	B1B54300		+BIND TAP-TITE S SCREW M4X30(TRIVALENT C			
	103	7BB100435H	BB041540	BIND T,T SCREW(+)/M4X35 CRFREE S-T			
	104	5MBTPB3008PW++R	B1A63080	BIND T.T SCREW(+)/ M3 X 8 CRFREE P-T			
	105	5MBTPB3006TW++R	B1A53060	BIND T.T SCREW(+)/ M3 X 6 CRFREE S-T			

- Parts with "*" are component parts or sub-assemblies of the assembly appearing immediately above them.
- Parts with "⊙" indicate the spare parts.

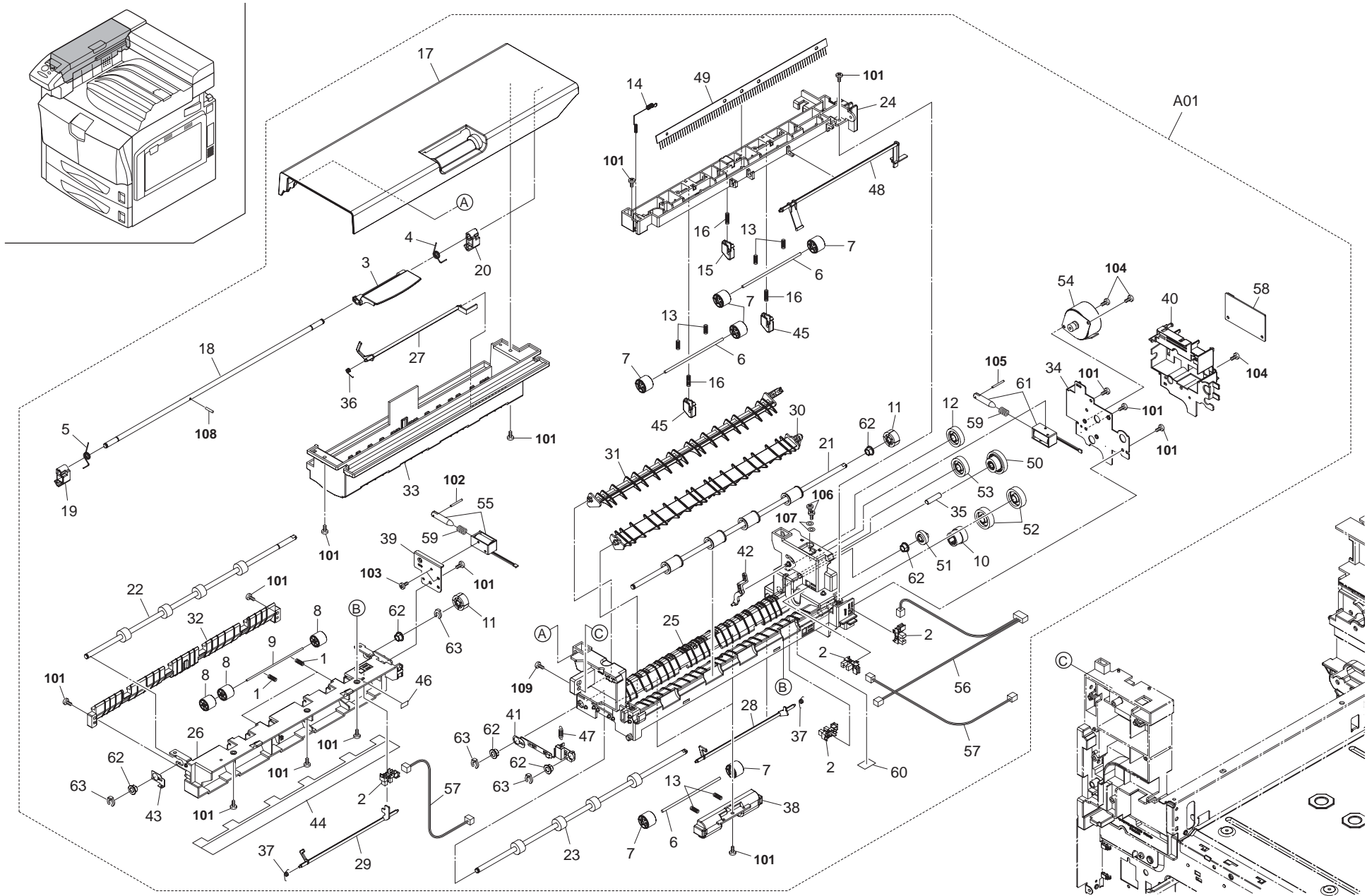


FIG. 17 Paper Exit

2HP-1

SP	Ref. No.	Part.No.	Alternative.	Description	Quantity			SP	Ref. No.	Part.No.	Alternative.	Description	Quantity		
					120	230	240						120	230	240
⊙	A01	302HP93080	2HP93080	PARTS EXIT ASS'Y	1	1	1	⊙	51	*302HP31030	2HP31030	GEAR Z58-Z21	1	1	1
	1	*2BG20890		SPRING FUSER EXIT	4	4	4	⊙	51	*302HP31040	2HP31040	GEAR Z20 DU	1	1	1
⊙	2	*2C927210		SENSOR 248NL1	4	4	4	⊙	52	*302HP31050	2HP31050	GEAR Z31	2	2	2
⊙	3	*302FZ04321	2FZ04321	LEVER LEFT COVER	1	1	1	⊙	53	*302HP31060	2HP31060	GEAR Z29	1	1	1
	4	*302FZ04390	2FZ04390	SPRING LEFT COVER F	1	1	1	⊙	54	*302HP44010	2HP44010	MOTOR EXIT	1	1	1
	5	*302FZ04400	2FZ04400	SPRING LEFT COVER R	1	1	1	⊙	55	*302HP44020	2HP44020	SOLENOID EXIT	1	1	1
	6	*302FZ22140	2FZ22140	SHAFT MIDDLE L	4	4	4		56	*302HP46030	2HP46030	WIRE EXIT FULL	1	1	1
⊙	7	*302FZ22150	2FZ22150	PULLEY MIDDLE	8	8	8		57	*302HP46040	2HP46040	WIRE LEFT EXIT	2	2	2
	8	*302FZ25360	2FZ25360	PULLEY FUSER EXIT	6	6	6	⊙	58	*303KN94010	3KN94010	PARTS,PRINTED W.BOARD JOB,SP	1	1	1
	9	*302FZ25380	2FZ25380	SHAFT EXIT PULLEY	2	2	2		59	*303KN16180	3KN16180	SPRING SOL A	2	2	2
⊙	10	*302FZ28060	2FZ28060	GEAR Z20S-Z23S	1	1	1		60	*303KN16311	3KN16311	SEAL ACT	1	1	1
⊙	11	*302FZ28080	2FZ28080	GEAR Z23S EXIT	2	2	2	⊙	61	*303KN94040	3KN94040	PARTS,SOLENOID,SP	1	1	1
⊙	12	*302FZ28090	2FZ28090	GEAR Z29S	1	1	1		62	*3CY07080		BUSHING 6	6	6	6
	13	*302FZ28110	2FZ28110	SPRING EXIT PULLEY A	8	8	8		63	*5MVX111DN003	2A806250	RING STOPPER /A-49 FEED A4	4	4	4
	14	*302FZ28120	2FZ28120	SPRING EARTH	1	1	1								
	15	*302FZ28260	2FZ28260	EXIT PUSH	1	1	1								
	16	*302FZ28270	2FZ28270	SPRING EXIT PUSH	3	3	3								
⊙	17	*302HP04090	2HP04090	LID COVER LEFT	1	1	1								
	18	*302HP04100	2HP04100	SHAFT HOOK	1	1	1								
	19	*302HP04110	2HP04110	HOOK LID F	1	1	1		101	5MBTPB3008PW++R	B1A63080	BIND T.T SCREW(+)/ M3 X 8 CRFREE P-T			
	20	*302HP04120	2HP04120	HOOK LID R	1	1	1		102	E0120200		SPRING PIN 2X20(SUS)			
⊙	21	*302HP28030	2HP28030	ROLLER EXIT PR	1	1	1		103	B1B00030		+BIND SCREW M2.6X03(TRIVALENT CHROMATI			
⊙	22	*302HP28040	2HP28040	ROLLER EXIT IN	1	1	1		104	5MBTPB3006TW++R	B1A53060	BIND T.T SCREW(+)/ M3 X 6 CRFREE S-T			
	23	*302HP28050	2HP28050	ROLLER EXIT OUT	1	1	1		105	7BP012520+++H01	E5125200	SPRING PIN 2.5X20(SUS)			
	24	*302HP28060	2HP28060	FRAME EXIT UPPER	1	1	1		106	B1B03040		+BIND SCREW M3X04(TRIVALENT CHROMATI			
	25	*302HP28070	2HP28070	FRAME EXIT LOW	1	1	1		107	7BC000306550H01	BC042940	WASHER M3X6.5X0.5T			
	26	*302HP28080	2HP28080	FRAME EXIT ENTRANCE	1	1	1		108	E5120100		SPRING PIN H7A 2X10 SUS			
	27	*302HP28100	2HP28100	ACTUATOR EXIT L	1	1	1		109	5MBTPB4010PW++R	B1A64100	BIND T.T SCREW(+)/ M4 X 10 CRFREE P-T			
⊙	28	*302HP28110	2HP28110	ACTUATOR EXIT R	1	1	1								
⊙	29	*302HP28120	2HP28120	ACTUATOR EXIT ENTRANCE	1	1	1								
	30	*302HP28130	2HP28130	GUIDE CHANGE R	1	1	1								
	31	*302HP28140	2HP28140	GUIDE CHANGE L	1	1	1								
	32	*302HP28150	2HP28150	GUIDE ENTRANCE	1	1	1								
	33	*302HP28190	2HP28190	FRAME EXIT MIDDLE	1	1	1								
	34	*302HP28220	2HP28220	PLATE EXIT DRIVE	1	1	1								
	35	*302HP28230	2HP28230	SHAFT GEAR EXIT	1	1	1								
	36	*302HP28240	2HP28240	SPRING ACT EXIT L	1	1	1								
	37	*302HP28250	2HP28250	SPRING ACT EXIT R	2	2	2								
	38	*302HP28261	2HP28261	HOLDER EXIT PULLEY	2	2	2								
	39	*302HP28280	2HP28280	PLATE EXIT SOL	1	1	1								
	40	*302HP28290	2HP28290	COVER PWB	1	1	1								
	41	*302HP28320	2HP28320	PLATE EARTH EXIT	1	1	1								
	42	*302HP28330	2HP28330	ARM SOLENOID	1	1	1								
	43	*302HP28360	2HP28360	PLATE EARTH EXIT B	1	1	1								
	44	*302HP28370	2HP28370	SHEET EXIT	1	1	1								
	45	*302HP28380	2HP28380	EXIT PUSH	2	2	2								
	46	*302HP28390	2HP28390	SEAL ACT	1	1	1								
	47	*302HP28400	2HP28400	SPRING EXIT EARTH	1	1	1								
	48	*302HP28430	2HP28430	ACTUATOR EXIT FULL	1	1	1								
	49	*302HP28450	2HP28450	STATIC ELIMINATOR PR	1	1	1								

- Parts with "*" are component parts or sub-assemblies of the assembly appearing immediately above them.
- Parts with "⊙" indicate the spare parts.

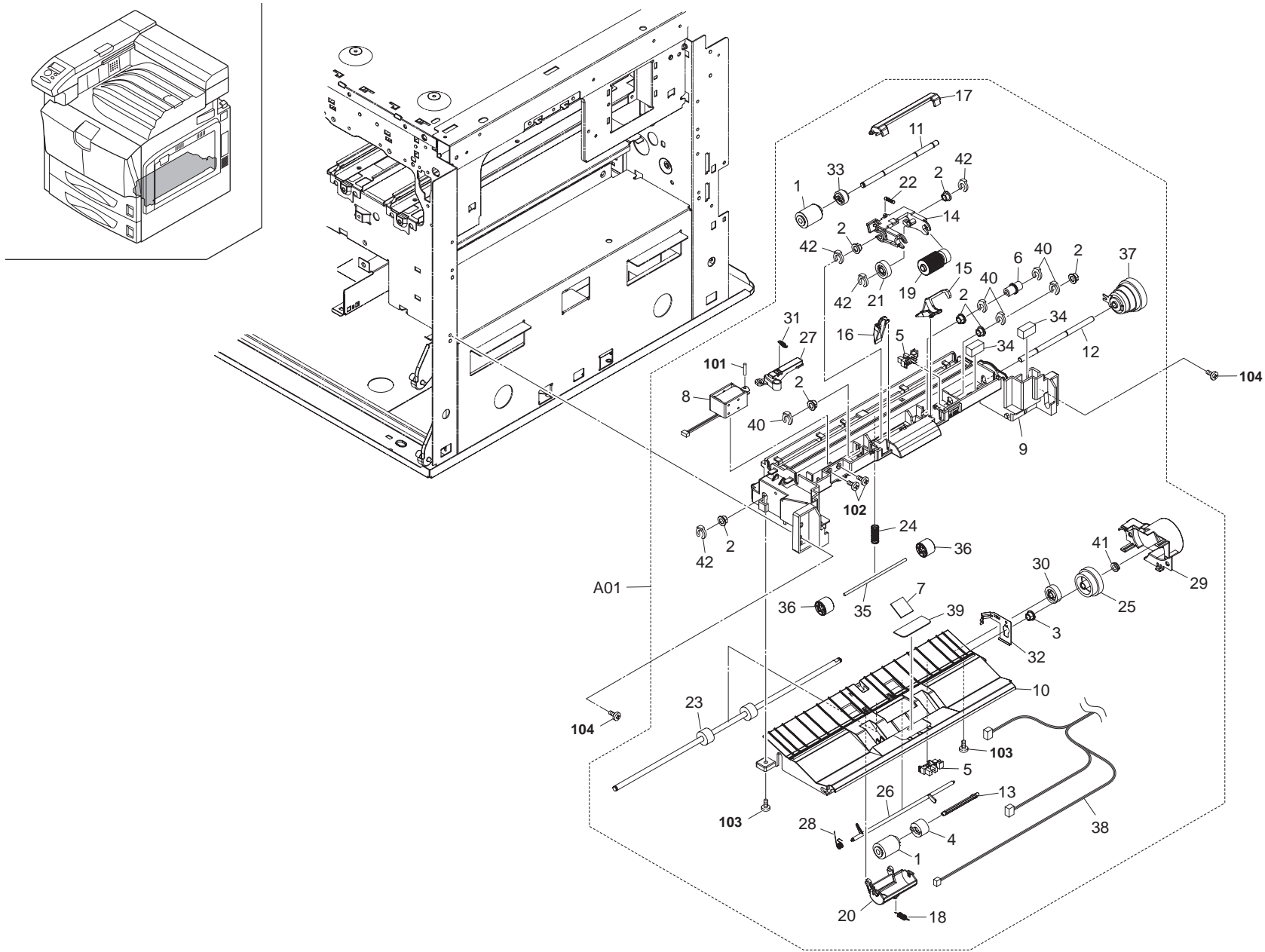


FIG. 18 MPT Assy

2HP

SP	Ref. No.	Part.No.	Alternative.	Description	Quantity			SP	Ref. No.	Part.No.	Alternative.	Description	Quantity			
					120	230	240						120	230	240	
⊙	A01	302FZ93220	2FZ93220	PARTS MPT ASS'Y	1	1	1									
⊙	1	*2AR07230		PULLEY,SEPARATION	2	2	2	101	E0030140			SPRING PIN 3X14				
	2	*2BG22960		BUSH 6	7	7	7	102	5MBSBP3006NW++R	B1B03060		BIND HEAD SCREW(+)/ M3 X 6 CRFREE				
	3	*2BG22970		BUSH 6 EW	1	1	1	103	5MBTPB4010PW++R	B1A64100		BIND T.T SCREW(+)/ M4 X 10 CRFREE P-T				
⊙	4	*2C907280		TORQUE LIMITER 340	1	1	1	104	B1A54080			+BIND TAP-TITE S SCREW M4X08				
⊙	5	*2C927210		SENSOR 248NL1	2	2	2									
	6	*302FB06151	2FB06151	JOINT DRIVE	1	1	1									
⊙	7	*302FB17760	2FB17760	PAD MP	1	1	1									
⊙	8	*302FB25180	2FB25180	SOLENOID LEADING FEED	1	1	1									
	9	*302FZ08011	2FZ08011	BASE MPT	1	1	1									
	10	*302FZ08020	2FZ08020	LOWER GUIDE MPT	1	1	1									
	11	*302FZ08030	2FZ08030	SHAFT FEED MPT	1	1	1									
	12	*302FZ08040	2FZ08040	SHAFT FEED JOINT MPT	1	1	1									
	13	*302FZ08050	2FZ08050	SHAFT SEPARATE MPT	1	1	1									
	14	*302FZ08070	2FZ08070	HOLDER MPT LF	1	1	1									
	15	*302FZ08090	2FZ08090	PAPER STOPPER MPT F	1	1	1									
	16	*302FZ08100	2FZ08100	PAPER STOPPER MPT R	1	1	1									
	17	*302FZ08110	2FZ08110	LEVER STOPPER RELEASE	1	1	1									
	18	*302FZ08120	2FZ08120	SPRING SEPARATE PULLEY	1	1	1									
⊙	19	*302FZ08130	2FZ08130	PULLEY LEADING FEED MPT	1	1	1									
	20	*302FZ08160	2FZ08160	HOLDER SEPARATE MPT	1	1	1									
⊙	21	*302FZ08180	2FZ08180	GEAR MPT Z23	1	1	1									
	22	*302FZ08190	2FZ08190	SPRING HOLDER MPT	1	1	1									
⊙	23	*302FZ94490	2FZ94490	PARTS,ROLLER MID MPT SP	1	1	1									
	24	*302FZ08290	2FZ08290	SPRING MID MPT	1	1	1									
⊙	25	*302FZ08300	2FZ08300	GEAR MPT Z41Z35	1	1	1									
⊙	26	*302FZ08310	2FZ08310	ACTUATOR MIDDLE MPT	1	1	1									
	27	*302FZ08320	2FZ08320	LEVER MPT SOLENOID	1	1	1									
	28	*302FZ08350	2FZ08350	SPRING ACTUATOR MPT	1	1	1									
	29	*302FZ08360	2FZ08360	COVER MPT DRIVE	1	1	1									
⊙	30	*302FZ08370	2FZ08370	GEAR JOINT MPT UNIT	1	1	1									
	31	*302FZ08430	2FZ08430	SPRING SOLENOID MPT	1	1	1									
	32	*302FZ08440	2FZ08440	PLATE EARTH MPT ROLL	1	1	1									
⊙	33	*302FZ08450	2FZ08450	GEAR MPT FEED Z19 ASSY	1	1	1									
	34	*302FZ08460	2FZ08460	PAD WIRE	2	2	2									
	35	*302FZ22140	2FZ22140	SHAFT MIDDLE L	1	1	1									
⊙	36	*302FZ22150	2FZ22150	PULLEY MIDDLE	2	2	2									
⊙	37	*302FZ31830	2FZ31830	CLUTCH MPF 6	1	1	1									
	38	*302FZ46520	2FZ46520	WIRE MPF UNIT	1	1	1									
⊙	39	*33906400		FRICTION PLATE,BYPASS	1	1	1									
	40	*5MVL177DN001	2FB06810	RING STOPPER 4	5	5	5									
	41	*5MVM1176XN001	2BM14330	BUSH D1234	1	1	1									
	42	*5MVX111DN003	2A806250	RING STOPPER /A-49 FEED A4	4	4	4									

• Parts with "*" are component parts or sub-assemblies of the assembly appearing immediately above them.

• Parts with "⊙" indicate the spare parts.

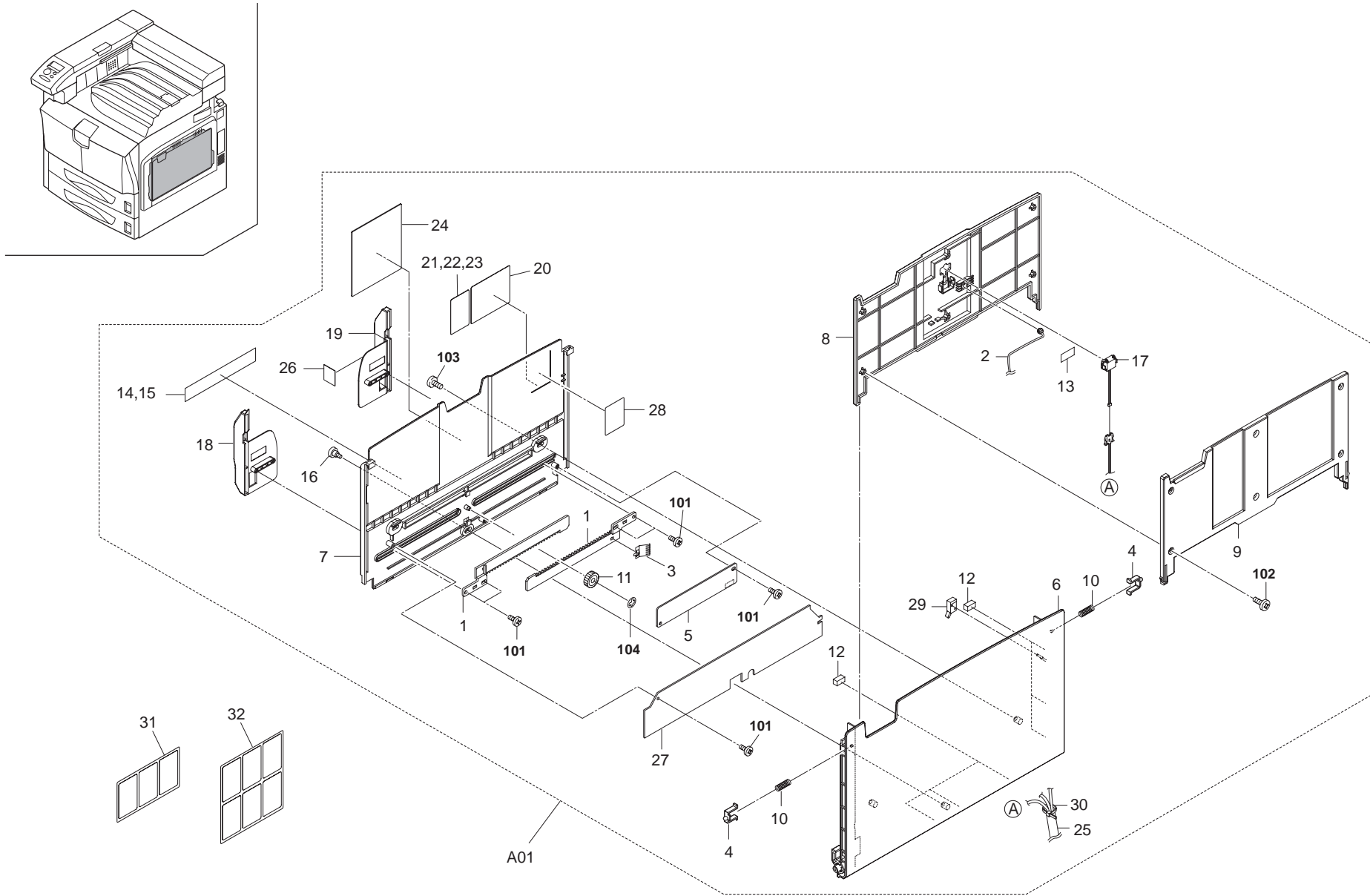


FIG. 19 Table Bypass

2HP

SP	Ref. No.	Part.No.	Alternative.	Description	Quantity		
					120	230	240
⊙	A01	302FZ93361	2FZ93361	PARTS TRAY ASSY	1	1	1
⊙	1	*2BC06750		RACK,CURSOR	2	2	2
	2	*2BC07340		LEFT WIRE B,LIFT	1	1	1
⊙	3	*2BC07860		TERMINAL,PAPER SIZE DETECTION	1	1	1
	4	*2FB07330		STOPPER BYPASS TABLE	2	2	2
⊙	5	*2FG01020		SIZE DETECTION ASS'Y	1	1	1
	6	*302BC43134	2BC43134	TABLE A,BYPASS(G E)	1	1	1
	7	*302BC43146	2BC43146	TABLE B,BYPASS(G E)	1	1	1
	8	*302BC43152	2BC43152	TABLE C,BYPASS(G E)	1	1	1
	9	*302BC43161	2BC43161	TABLE D,BYPASS(G E)	1	1	1
	10	*302FB17700	2FB17700	SPRING BYPASS TABLE	2	2	2
⊙	11	*302FB17710	2FB17710	GEAR 18 IDLE DEVELOPING	1	1	1
	12	*302FB17720	2FB17720	SPONGE BYPASS TABLE	6	6	6
	13	*302FB17730	2FB17730	SEAL BYPASS TABLE	1	1	1
⊙	14	*302FB17740	2FB17740	SIZE INDICATOR BYPASS(M)	1	1	1
⊙	15	*302FB17750	2FB17750	SIZE INDICATOR BYPASS(I)	1	1	1
	16	*302FB17800	2FB17800	PIN BYPASS TABLE	1	1	1
⊙	17	*302FB25140	2FB25140	SWITCH BYPASS SIZE	1	1	1
⊙	18	*302FZ08330	2FZ08330	CURSOR MPT F	1	1	1
⊙	19	*302FZ08340	2FZ08340	CURSOR MPT R	1	1	1
	20	*302FZ08470	2FZ08470	LABEL MP CAUTION PIC V	1	1	1
	21	*302FZ08480	2FZ08480	LABEL MP CAUTION J V	1	1	1
	22	*302FZ08490	2FZ08490	LABEL MP CAUTION E V	1	1	1
	23	*302FZ08530	2FZ08530	LABEL MP CAUTION TW V	1	1	1
⊙	24	*302FZ08500	2FZ08500	PAD MP L	1	1	1
	25	*302FZ46840	2FZ46840	WIRE BYPASS TRAY	1	1	1
⊙	26	*303H605010	3H605010	LABEL ORIGINAL MAX	1	1	1
	27	*33906900		COVER,CURSOR	1	1	1
	28	*3C007060		PAD,LIFT	1	1	1
⊙	29	*76727010		ORIGINAL SIZE SWITCH	1	1	1
	30	*7YZM420001++H01	YZ042730	ACCESS.BAND	1	1	1
	31	302FZ08510	2FZ08510	LABEL MP CAUTION 3 V	1		
	32	302FZ08520	2FZ08520	LABEL MP CAUTION 6 V		1	1

SP	Ref. No.	Part.No.	Alternative.	Description	Quantity		
					120	230	240
	101	BAA63080		+TP TAP-TITE P SCREW M3X08			
	102	BAB63060		+TP TAP-TITE P SCREW M3X06			
	103	BAB64080		+TP TAP-TITE P SCREW M4X8			
	104	5MBCS4025XSP	D4000400	CS STOP RING / X 4 X .25T S-BLK			

- Parts with "*" are component parts or sub-assemblies of the assembly appearing immediately above them.
- Parts with "⊙" indicate the spare parts.

FIG. 20 MPT Bypass Assy

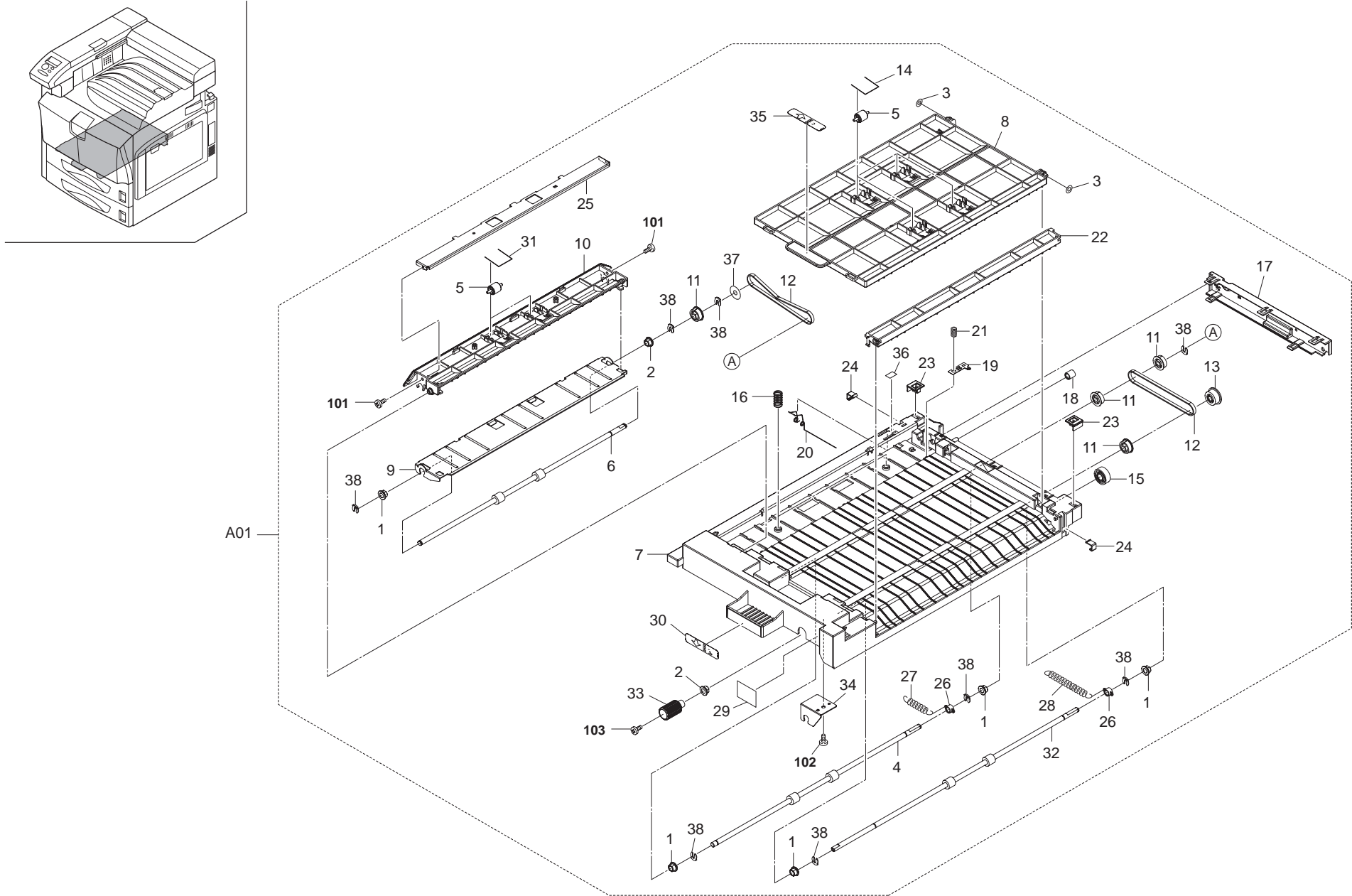


FIG. 20 MPT Bypass Assy

2HP-1

SP	Ref. No.	Part.No.	Alternative.	Description	Quantity			SP	Ref. No.	Part.No.	Alternative.	Description	Quantity		
					120	230	240						120	230	240
⊙	A01	302FZ93210	2FZ93210	PARTS MPT BYPASS ASS'Y	1	1	1	101	5MBTPB3006TW++R	B1A53060		BIND T.T SCREW(+)/ M3 X 6 CRFREE S-T			
	1	*2BG22960		BUSH 6	5	5	5	102	5MBTPB3008PW++R	B1A63080		BIND T.T SCREW(+)/ M3 X 8 CRFREE P-T			
	2	*2BG22970		BUSH 6 EW	2	2	2	103	B4B03050			+TP-A SCREW M3X05(TRIVALENT CHROMATIN			
	3	*2BG22990		CUT WASHER 4	2	2	2								
⊙	4	*302FZ94470	2FZ94470	PARTS,ROLLER BYPASS A SP	1	1	1								
	5	*302FZ07020	2FZ07020	PULLEY MPT BYPASS	6	6	6								
⊙	6	*302FZ94480	2FZ94480	PARTS,ROLLER BYPASS B SP	1	1	1								
	7	*302FZ07040	2FZ07040	BASE MPT BYPASS	1	1	1								
	8	*302FZ07051	2FZ07051	COVER MPT BYPASS	1	1	1								
	9	*302FZ07060	2FZ07060	GUIDE BYPASS RIGHT	1	1	1								
	10	*302FZ07070	2FZ07070	COVER BYPASS OUT	1	1	1								
⊙	11	*302FZ07080	2FZ07080	PULLEY BYPASS	4	4	4								
⊙	12	*302FZ07090	2FZ07090	BELT BYPASS	2	2	2								
⊙	13	*302FZ07100	2FZ07100	GEAR BYPASS A	1	1	1								
	14	*302FZ07110	2FZ07110	SPRING BYPASS PULLEY	4	4	4								
⊙	15	*302FZ07120	2FZ07120	GEAR BYPASS JOINT	1	1	1								
	16	*302FZ07130	2FZ07130	SPRING BYPASS MOTION	2	2	2								
	17	*302FZ07140	2FZ07140	COVER MPT REAR	1	1	1								
⊙	18	*302FZ07150	2FZ07150	PULLEY TENSION BELT	1	1	1								
	19	*302FZ07180	2FZ07180	PLATE EARTH MPT	1	1	1								
	20	*302FZ07190	2FZ07190	SPRING EARTH BYPASS	1	1	1								
	21	*302FZ07210	2FZ07210	SPRING EARTH BYPASS JOINT	1	1	1								
	22	*302FZ07231	2FZ07231	GUIDE BYPASS IN	1	1	1								
	23	*302FZ07240	2FZ07240	SLIDER BYPASS A	2	2	2								
	24	*302FZ07250	2FZ07250	SLIDER BYPASS B	2	2	2								
	25	*302FZ07300	2FZ07300	PLATE GUIDE MPT	1	1	1								
	26	*302FZ07310	2FZ07310	BUSH CONTACT MPT B	2	2	2								
	27	*302FZ07320	2FZ07320	SPRING EARTH MPT A	1	1	1								
	28	*302FZ07330	2FZ07330	SPRING EARTH MPT B	1	1	1								
	29	*302FZ07350	2FZ07350	LABEL JAM BYPASS B2	1	1	1								
	30	*302FZ07360	2FZ07360	LABEL JAM BYPASS B3	1	1	1								
	31	*302FZ07380	2FZ07380	SPRING BYPASS PULLEY B	2	2	2								
⊙	32	*302FZ07390	2FZ07390	ROLLER BYPASS C	1	1	1								
	33	*302FZ07400	2FZ07400	LEVER JAM BYPASS	1	1	1								
	34	*302FZ07410	2FZ07410	MOUNT LEVER BYPASS	1	1	1								
	35	*302FZ07420	2FZ07420	LABEL JAM BYPASS B4	1	1	1								
	36	*302FZ22760	2FZ22760	STOPPER EARTH MIDDLE	1	1	1								
	37	*302FZ29140	2FZ29140	COLLAR DU PULLEY	1	1	1								
	38	*5MVX111DN003	2A806250	RING STOPPER /A-49 FEED A4	8	8	8								

• Parts with "*" are component parts or sub-assemblies of the assembly appearing immediately above them.

• Parts with "⊙" indicate the spare parts.

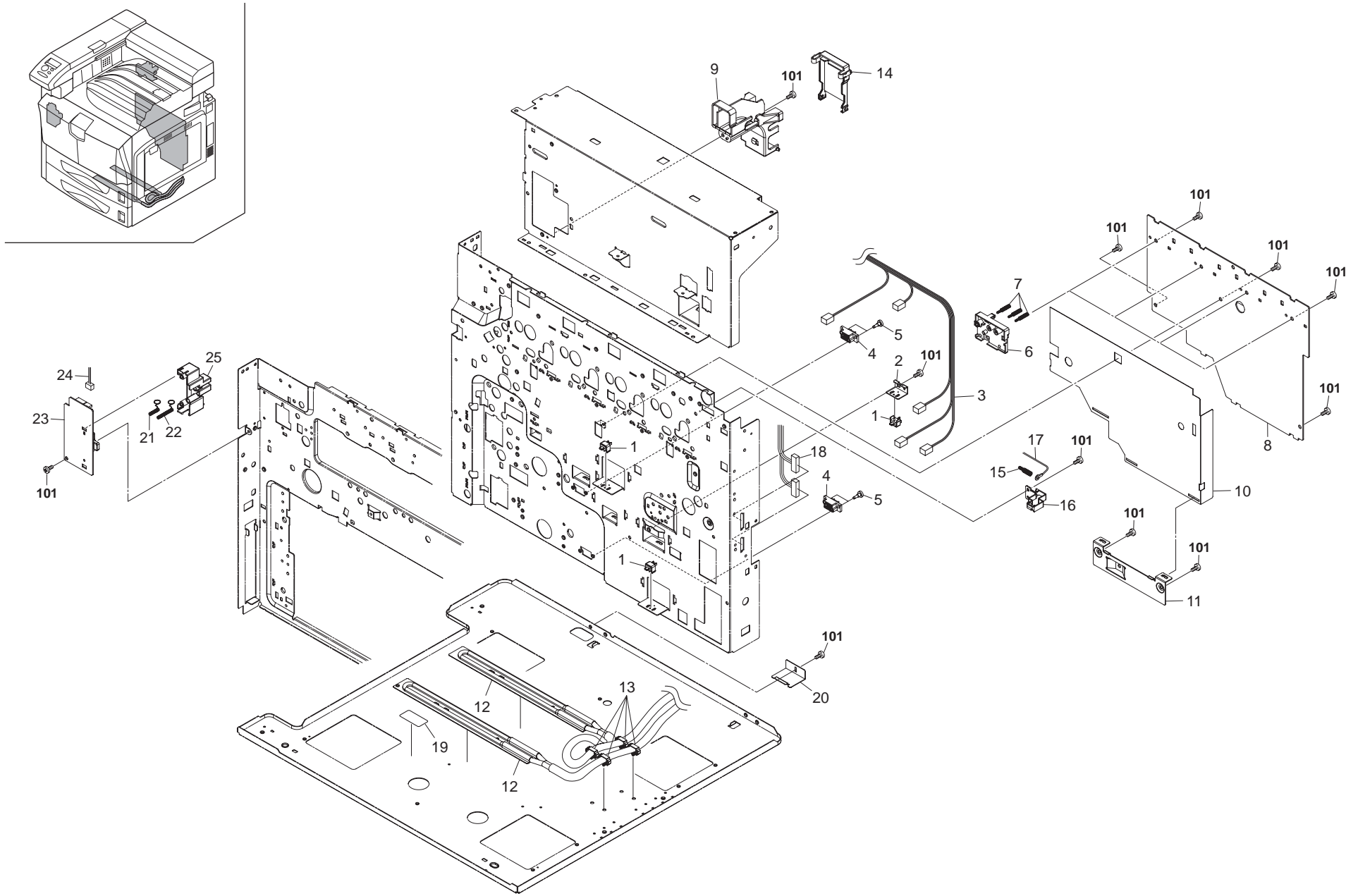


FIG. 21 Electrical Components I

2HP-1

SP	Ref. No.	Part.No.	Alternative.	Description	Quantity		
					120	230	240
⊙	1	66127010		SWITCH,COVER OPEN	3	3	3
	2	302FZ02610	2FZ02610	MOUNT CASSETTE SW	1	1	1
	3	302HP46050	2HP46050	WIRE FEED JOINT	1	1	1
	4	7YCC08B2046+H02	YC026130	CONNECTOR	2	2	2
	5	302FZ03070	2FZ03070	RETAINING PIN DRAWER	4	4	4
	6	302FZ39110	2FZ39110	MOUNT HV TERMINAL	4	4	4
⊙	7	302FZ39520	2FZ39520	SPRING HV MAIN	12	12	12
⊙	8	302FZ45032	2FZ45032	HVU MAIN	1	1	1
	9	302FZ39210	2FZ39210	GUIDE WIRE MAIN	1	1	1
	10	302FZ39900	2FZ39900	SHEET PWB	1	1	1
	11	302FZ39920	2FZ39920	MOUNT HV LOWER	1	1	1
	12	302FZ45170	2FZ45170	HEATER DEHUMIDIFIER 120	2		
⊙	12	302FZ45160	2FZ45160	HEATER DEHUMIDIFIER 240		2	2
	13	7YZM610001++H01	YZ010230	ACCESS SADDLE	4	4	4
	14	302FZ39220	2FZ39220	GUIDE WIRE SUB	1	1	1
	15	302FZ39530	2FZ39530	SPRING ICL	1	1	1
	16	302FZ39580	2FZ39580	TERMINAL ICL	1	1	1
	17	302FZ46270	2FZ46270	WIRE CLEANING	1	1	1
	18	302FZ46031	2FZ46031	WIRE MPF	1	1	1
	19	20305130		LABEL L,HIGH TEMPERATURE CAUTION(EXP)	1	1	1
	20	302GR39190	2GR39190	COVER CONN	1	1	1
⊙	21	302FZ39620	2FZ39620	SPRING HV2 TC	1	1	1
⊙	22	302FZ39630	2FZ39630	SPRING HV2 SE	1	1	1
⊙	23	302FZ94690	2FZ94690	PARTS,PWB HVU TRANSFER 2 ASS'Y,SP	1	1	1
	24	302FZ46130	2FZ46130	WIRE HVU 3	1	1	1
	25	302FZ39610	2FZ39610	HOLDER HV2 TC	1	1	1

SP	Ref. No.	Part.No.	Alternative.	Description	Quantity		
					120	230	240
	101	B1A54080		+BIND TAP-TITE S SCREW M4X08			

- Parts with "*" are component parts or sub-assemblies of the assembly appearing immediately above them.
- Parts with "⊙" indicate the spare parts.

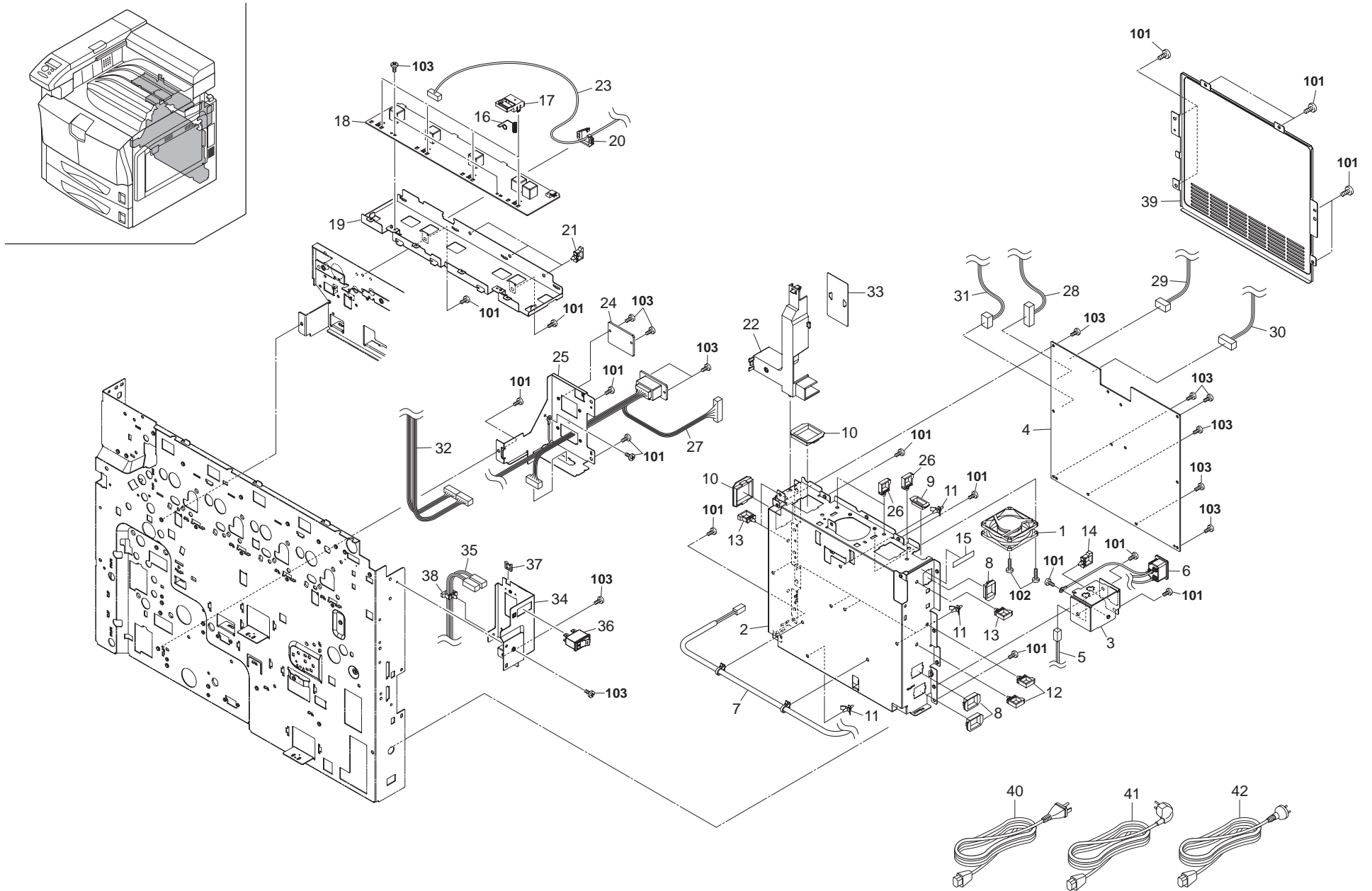


FIG. 22 Electrical Components II

2HP-1

SP	Ref. No.	Part.No.	Alternative.	Description	Quantity			SP	Ref. No.	Part.No.	Alternative.	Description	Quantity		
					120	230	240						120	230	240
⊙	1	2FB27190		FAN 60 COOLING	1	1	1		101	B1A54080		+BIND TAP-TITE S SCREW M4X08			
	2	302FZ39051	2FZ39051	SHIELD BOX	1	1	1		102	7BB100330H		+BIND TAP-TITE S SCREW M3X30 CRFREE			
	3	302FZ39550	2FZ39550	BRACKET INLET	1	1	1		103	5MBTPB3006TW++R	B1B53300 B1A53060	BIND T.T SCREW(+)/ M3 X 6 CRFREE S-T			
⊙	4	302FZ45010	2FZ45010	LVU 100	1										
⊙	4	302FZ45020	2FZ45020	LVU 200		1	1								
	5	302FZ46430	2FZ46430	WIRE CASSETTE HEATER	1	1	1								
	6	302FZ46660	2FZ46660	WIRE INLET ASS'Y	1	1	1								
	7	302FZ46730	2FZ46730	WIRE OP HEATER	1	1	1								
	8	7YZM210002++H01	YZ004730	ACCESS.EDGING	3	3	3								
	9	7YZM210003++H01	YZ037970	ACCESS.EDGING	1	1	1								
	10	7YZM210004++H01	YZ037980	ACCESS.EDGING	2	2	2								
	11	7YZM510007++H01	YZ042780	ACCESS.SPACER	6	6	6								
	12	7YZM610001++H01	YZ010230	ACCESS SADDLE	2	2	2								
	13	7YZM610003++H01	YZ010250	ACCESS SADDLE	4	4	4								
	14	7YZM610004++H01	YZ012210	ACCESS SADDLE	1	1	1								
	15	302FZ39940	2FZ39940	SHEET PS BOX	1	1	1								
⊙	16	302FZ39540	2FZ39540	SPRING HV TC1	4	4	4								
	17	302FZ39570	2FZ39570	TERMINAL TC1	4	4	4								
⊙	18	302FZ45041	2FZ45041	HVU TRANSFER 1	1	1	1								
	19	302FZ39590	2FZ39590	MOUNT TRANSFER HV	1	1	1								
	20	7YZM210003++H01	YZ037970	ACCESS.EDGING	1	1	1								
	21	7YZM610001++H01	YZ010230	ACCESS SADDLE	3	3	3								
	22	302FZ39870	2FZ39870	GUIDE WIRE LOWER	1	1	1								
	23	302FZ46120	2FZ46120	WIRE HVU 2	1	1	1								
	24	302FB26290	2FB26290	LID VENDOR	1	1	1								
	25	302FZ39071	2FZ39071	MOUNT OPTION IF	1	1	1								
	26	7YZM610015++H01	YZ046900	ACCESS.SADDLE	2	2	2								
	27	302FZ46742	2FZ46742	WIRE OP DESK	1	1	1								
	28	302FZ46220	2FZ46220	WIRE LVU ENGINE	1	1	1								
	29	302FZ46240	2FZ46240	WIRE LVU CONTROLLER	1	1	1								
	30	302FZ46170	2FZ46170	WIRE FUSER	1	1	1								
	31	302FZ46210	2FZ46210	WIRE INTERLOCK SWITCH	1	1	1								
	32	302HP46080	2HP46080	WIRE OPTION SIGNAL	1	1	1								
	33	302FZ39880	2FZ39880	SHEET WIRE LOWER	1	1	1								
	34	302FZ39731	2FZ39731	PLATE MAIN SW	1	1	1								
	35	302FZ46260	2FZ46260	WIRE MSW	1	1	1								
⊙	36	7SC010101+++H01	SC023350	SW.SEE SAW	1	1	1								
	37	7YZM210006++H01	YZ038000	ACCESS.EDGING	1	1	1								
	38	7YZM610003++H01	YZ010250	ACCESS SADDLE	1	1	1								
	39	302HP04170	2HP04170	COVER TOP B	1	1	1								
	40	3019527401	19527401	POWER CORD(120)	1										
	41	2AR27800		POWER CORD(230)		1									
	42	3029927232	29927232	POWER CODE AS(240)			1								

• Parts with "*" are component parts or sub-assemblies of the assembly appearing immediately above them.

• Parts with "⊙" indicate the spare parts.

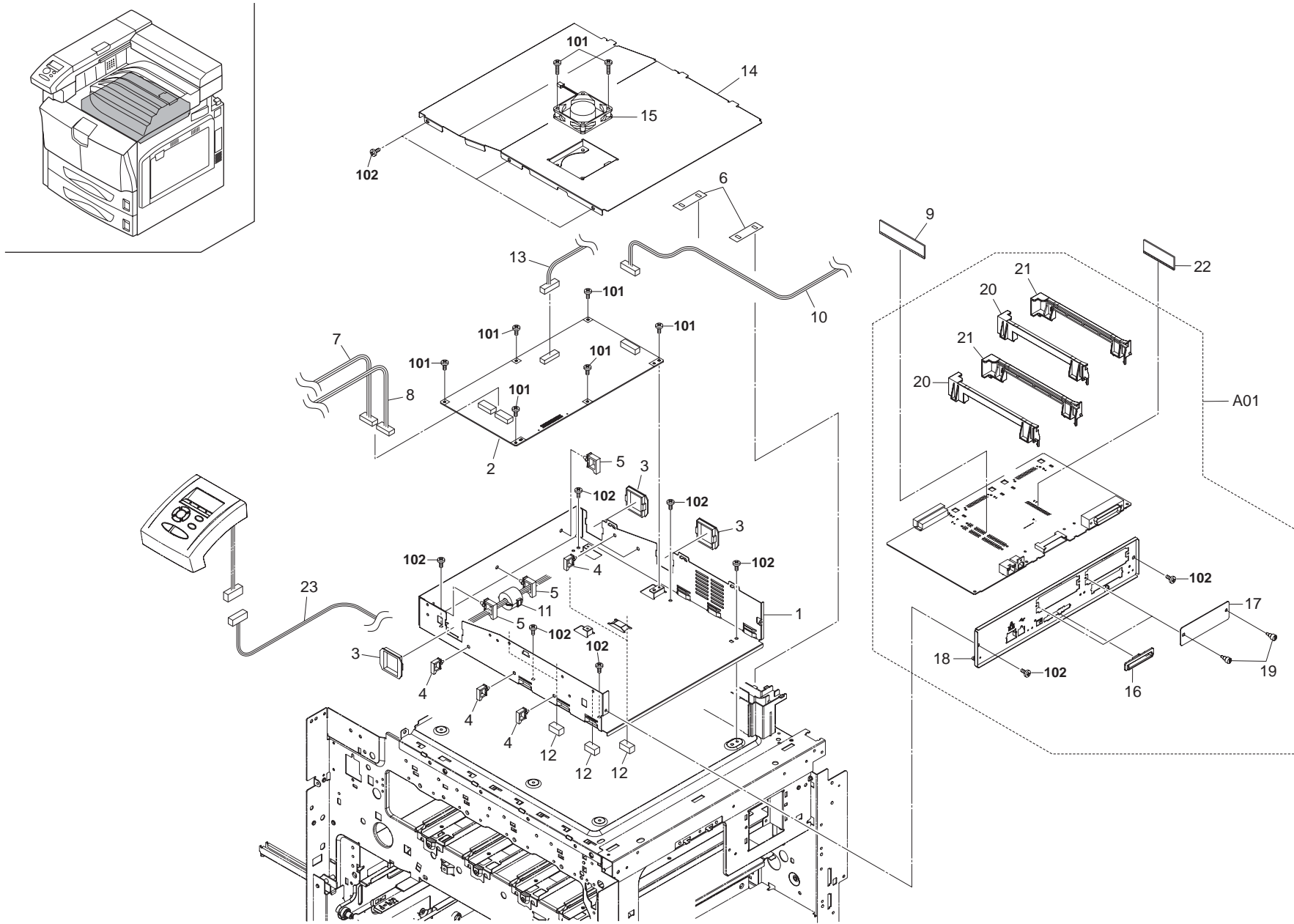


FIG. 23 Controller Box

2HP

SP	Ref. No.	Part.No.	Alternative.	Description	Quantity		
					120	230	240
	1	302FZ39010	2FZ39010	CONTROLLER BOX	1	1	1
⊙	2	302HP93100	2HP93100	PARTS,PWB ENGINE ASS'Y,SP	1	1	1
	3	7YZM210004++H01	YZ037980	ACCESS.EDGING	3	3	3
	4	7YZM610003++H01	YZ010250	ACCESS SADDLE	5	5	5
	5	7YZM610005++H01	YZ012220	ACCESS SADDLE	3	3	3
	6	302FZ39840	2FZ39840	SHEET WIRE	2	2	2
	7	302FZ46150	2FZ46150	WIRE DRUM-DLP KY	1	1	1
	8	302FZ46140	2FZ46140	WIRE DRUM-DLP CM	1	1	1
⊙	9	7NMDD256MA01H01	NM037700	MEMORY MODULE	1	1	1
	10	302FZ46071	2FZ46071	WIRE APC	1	1	1
	11	2AV27440		CORE 15-26X13	1	1	1
	12	7ZGSSTG31020H01	ZG046820	SHIELD GASKET	5	5	5
	13	302HP46020	2HP46020	WIRE EXIT	1	1	1
	14	302FZ39020	2FZ39020	COVER CONTROLLER	1	1	1
⊙	15	302FZ44040	2FZ44040	FAN BOX COOLING	1	1	1
⊙	A01	302HP93010	2HP93010	PARTS,PRINTED W.BOARD CONTROL ASSY.SP	1	1	1
	16	*2DA26520		GUIDE CF	1	1	1
	17	*2DD26070		PLATE OPTION	2	2	2
	18	*302FZ39060	2FZ39060	PLATE CONTROLLER	1	1	1
	19	*5MMT263SN012++R	2D903100	SCREW OP / M3 X 8 CRFREE A4	4	4	4
	20	*5MVB743SL004	2BL26210	RAIL OPTION A /B-05 CONT BOX A2	2	2	2
	21	*5MVB743SL005	2BL26220	RAIL OPTION B /B-05 CONT BOX A2	2	2	2
⊙	22	302HP94020	2HP94020	PARTS,PWB DIMM PRINTER ASSY,SP	1	1	1
	23	302HP46010	2HP46010	WIRE PANNEL	1	1	1

SP	Ref. No.	Part.No.	Alternative.	Description	Quantity		
					120	230	240
	101	5MBTPB3006TW++R	B1A53060	BIND T.T SCREW(+)/ M3 X 6 CRFREE S-T			
	102	B1A54080		+BIND TAP-TITE S SCREW M4X08			

- Parts with "*" are component parts or sub-assemblies of the assembly appearing immediately above them.
- Parts with "⊙" indicate the spare parts.

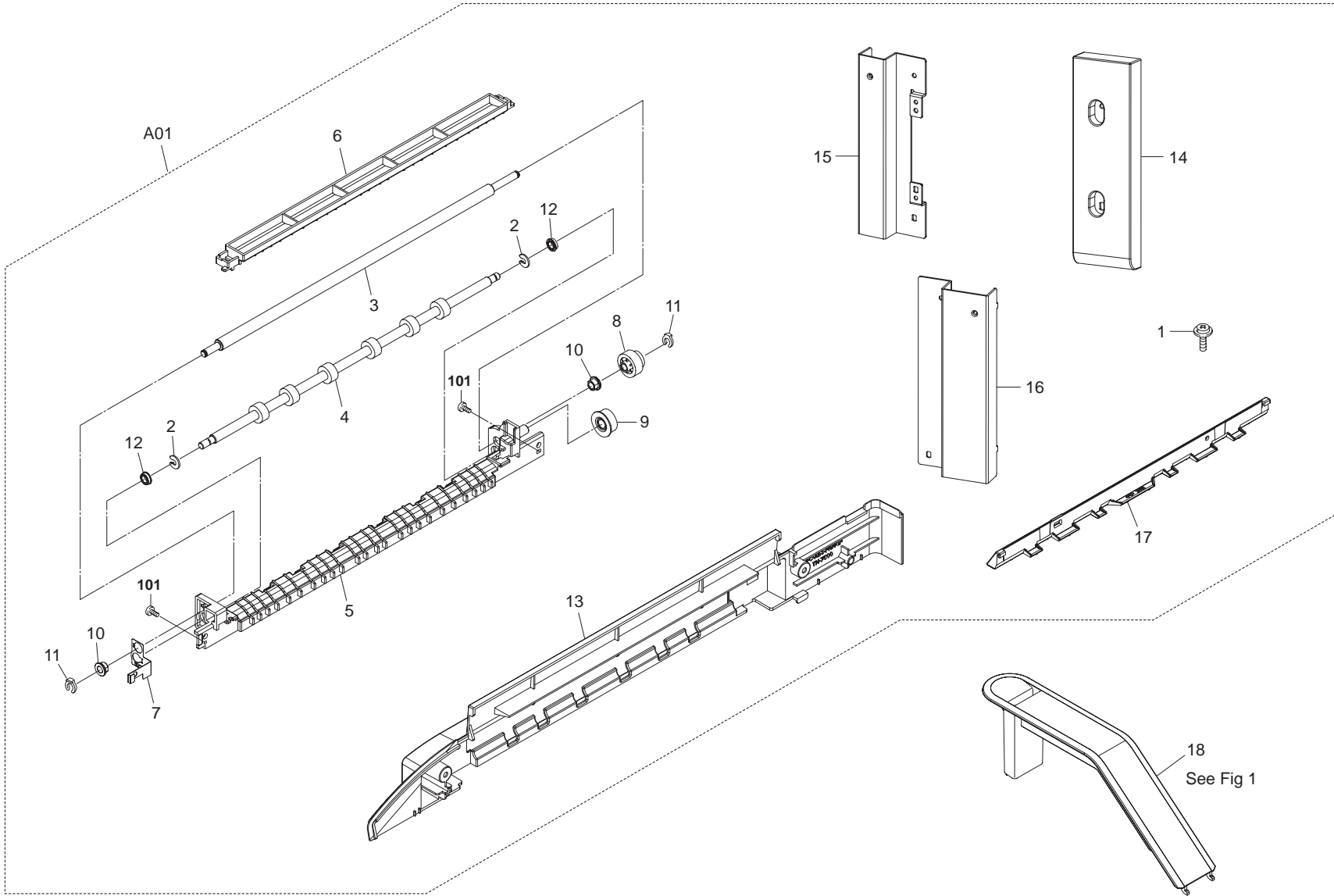


FIG. 24 Options

2HP

SP	Ref. No.	Part.No.	Alternative.	Description	Quantity			SP	Ref. No.	Part.No.	Alternative.	Description	Quantity		
					120	230	240						120	230	240
	A01	1702HP0UN0	072HP0UN	AK-715/ATTACHMENT KIT (OPTION)	1	1	1		101	5MBTPB4010TW++R	B1A54100	BIND T.T SCREW(+)/ M4 X 10 CRFREE S-T			
	1	*2BG12430		STUD SCREW SC	1	1	1								
	2	*302FB09830	2FB09830	CUT WASHER 4	2	2	2								
⊙	3	*302HP28010	2HP28010	ROLLER OP UPPER	1	1	1								
⊙	4	*302HP28020	2HP28020	ROLLER OP LOW	1	1	1								
	5	*302HP28090	2HP28090	FRAME EXIT OP	1	1	1								
	6	*302HP28160	2HP28160	GUIDE EXIT OP	1	1	1								
	7	*302HP28210	2HP28210	PLATE EARTH OP ROLL	1	1	1								
⊙	8	*302HP31010	2HP31010	GEAR Z25 EXIT	1	1	1								
⊙	9	*302HP31020	2HP31020	GEAR Z23 EXIT	1	1	1								
	10	*3CY07080		BUSHING 6	2	2	2								
	11	*5MVX111DN003	2A806250	RING STOPPER /A-49 FEED A4	2	2	2								
	12	*68822330		BEARING,DRIVE	2	2	2								
⊙	13	*302HP04150	2HP04150	COVER LEFT MID B	1	1	1								
⊙	14	*303KN02030	3KN02030	COVER AT	1	1	1								
	15	*303KN02040	3KN02040	RETAINER FINISHER FL	1	1	1								
	16	*303KN02050	3KN02050	RETAINER FINISHER RL	1	1	1								
	17	*303KN04040	3KN04040	GUIDE INSERT	1	1	1								
⊙	18	302HP04180	2HP04180	GUIDE TOP COVER	1	1	1								

- Parts with "*" are component parts or sub-assemblies of the assembly appearing immediately above them.
- Parts with "⊙" indicate the spare parts.

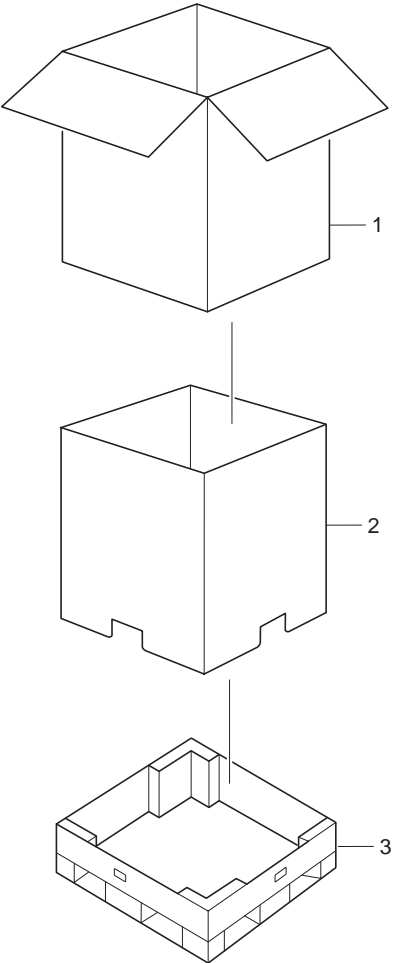


FIG. 25 Parts Packing

2HP

SP	Ref. No.	Part.No.	Alternative.	Description	Quantity		
					120	230	240
	1	302HP50010	2HP50010	OUTER CASE FS	1	1	1
	2	302HP50070	2HP50070	INNER FRAME	1	1	1
	3	302HP52010	2HP52010	BASE ASSY	1	1	1

- Parts with "*" are component parts or sub-assemblies of the assembly appearing immediately above them.
- Parts with "⊙" indicate the spare parts.

FIG. 26 Maintenance Kits

SP	Ref. No.	Part.No.	Alternative.	Description	Quantity		
					120	230	240
		1902HP0UN0	092HP0UN	MK-820B/MAINTENANCE KIT (OPTION)	1	1	1
				•DLP Y ASS'Y (PR)	1	1	1
				•DLP C ASS'Y (PR)	1	1	1
				•DLP M ASS'Y (PR)	1	1	1
				•CLEANING KIT C	1	1	1
		1902HP7US0	092HP7US	MK-820A(U)/MAINTENANCE KIT (OPTION)	1		
				•ROLLER TRANSFER	1		
				•DLP K ASS'Y (PR)	1		
				•DRUM ASS'Y SP(PR)	4		
				•FUSER 120 ASS'Y SP(PR)	1		
				•PARTS TRANSFER BELT ASS'Y(PR)	1		
				•CLEANING KIT C	1		
		1902HP8NL0	092HP8NL	MK-820A(E)/MAINTENANCE KIT (OPTION)		1	1
				•ROLLER TRANSFER		1	1
				•DLP K ASS'Y (PR)		1	1
				•DRUM ASS'Y SP(PR)		4	4
				•FUSER 200 ASS'Y SP(PR)		1	1
				•PARTS TRANSFER BELT ASS'Y(PR)		1	1
				•CLEANING KIT C		1	1

• Parts with "*" are component parts or sub-assemblies of the assembly appearing immediately above them.

• Parts with "⊙" indicate the spare parts.

INDEX

SP	Part.No.	Alternative.	Description	Fig.No.	SP	Part.No.	Alternative.	Description	Fig.No.
	1702HP0UN0	072HP0UN	AK-715/ATTACHMENT KIT (OPTION)	24		3029927232	29927232	POWER CODE AS(240)	22
	1902HP0UN0	092HP0UN	MK-820B/MAINTENANCE KIT (OPTION)	26		302AR07041	2AR07041	SHAFT,WORK PLATE	4,5
	1902HP7US0	092HP7US	MK-820A(U)/MAINTENANCE KIT (OPTION)	26		302AR07251	2AR07251	SHAFT,PAPER FEED	6
	1902HP8NLO	092HP8NL	MK-820A(E)/MAINTENANCE KIT (OPTION)	26		302AR07271	2AR07271	SHAFT,LEADING FEED	6
	20305130		LABEL L,HIGH TEMPERATURE CAUTION(EXP)	21		302BC06091	2BC06091	WORK PLATE,LIFT CASSETTE	4,5
⊙	2AR07220		PULLEY,PAPER FEED	6		302BC43134	2BC43134	TABLE A,BYPASS(G E)	19
⊙	2AR07230		PULLEY,SEPARATION	6,18		302BC43146	2BC43146	TABLE B,BYPASS(G E)	19
	2AR07660		GUIDE FILM,SEPARATION PULLEY	6		302BC43152	2BC43152	TABLE C,BYPASS(G E)	19
	2AR27800		POWER CORD(230)	22		302BC43161	2BC43161	TABLE D,BYPASS(G E)	19
	2AV27440		CORE 15-26X13	23		302BG06152	2BG06152	SHAFT FEED B	9
	2BC06510		BUSHING 8	14,15		302BG06162	2BG06162	PULLEY FEED	9
	2BC06520		BUSHING 6,REGISTRATION	6		302BG22021	2BG22021	SPRING JOINT D	14
⊙	2BC06750		RACK,CURSOR	19	⊙	302FB05200	2FB05200	PLATE SIZE C	4,5
	2BC06910		STOPPER 6	7	⊙	302FB05210	2FB05210	PLATE SIZE IN	4,5
	2BC06980		STOPPER 5	2,14,15	⊙	302FB05380	2FB05380	LABEL VFEED CAUTION	9
	2BC07340		LEFT WIRE B,LIFT	19	⊙	302FB05440	2FB05440	LABEL VFEED CAUTION 6NATIONS	9
⊙	2BC07860		TERMINAL,PAPER SIZE DETECTION	4,5,19		302FB06151	2FB06151	JOINT DRIVE	18
	2BG02410		SCREW A	3		302FB07032	2FB07032	LEVER CURSOR A	4,5
	2BG06480		BAND B	9		302FB07042	2FB07042	LEVER CURSOR B	4,5
	2BG06500		SPONGE WIRE A	7		302FB07340	2FB07340	ADJUSTING PLATE CASSETTE	4,5
	2BG12430		STUD SCREW SC	24		302FB07420	2FB07420	PIN CASSETTE	4,5
	2BG16590		FELT TC CLN	2		302FB09830	2FB09830	CUT WASHER 4	24
	2BG20890		SPRING FUSER EXIT	17		302FB17700	2FB17700	SPRING BYPASS TEBLE	19
	2BG22530		SPRING COUPLING DLP	14	⊙	302FB17710	2FB17710	GEAR 18 IDLE DEVELOPING	19
	2BG22950		BUSH 8 EW	7		302FB17720	2FB17720	SPONGE BYPASS TABLE	19
	2BG22960		BUSH 6	7,10,14,15,18		302FB17730	2FB17730	SEAL BYPASS TABLE	19
				20	⊙	302FB17740	2FB17740	SIZE INDICATOR BYPASS(M)	19
	2BG22970		BUSH 6 EW	7,9,18,20	⊙	302FB17750	2FB17750	SIZE INDICATOR BYPASS(I)	19
	2BG22980		BUSH 8	15	⊙	302FB17760	2FB17760	PAD MP	18
	2BG22990		CUT WASHER 4	1,7,20		302FB17800	2FB17800	PIN BYPASS TABLE	19
⊙	2BJ06010		PULLEY FEED A	6	⊙	302FB25140	2FB25140	SWITCH BYPASS SIZE	19
⊙	2BL04310		PLATE NUMBER	4,5	⊙	302FB25180	2FB25180	SOLENOID LEADING FEED	18
⊙	2BL04370		PLATE NUMBER 2	5		302FB26290	2FB26290	LID VENDOR	22
	2BL07900		PLATE LEADING FEED	6		302FG07091	2FG07091	BASE CASSETTE	4,5
	2BL16220	5AAVBRUSH036	BRUSH CLEANER	1	⊙	302FG07151	2FG07151	CURSOR C CASSETTE	5
	2C904550		CUT WASHER 5	4,5	⊙	302FG07170	2FG07170	FRONT GUIDE C,CURSOR	5
⊙	2C907280		TORQUE LIMITER 340	18	⊙	302FG07180	2FG07180	REAR GUIDE C,CURSOR	5
	2C916180		GEAR Z15 REGIST	10		302FG07200	2FG07200	GROUND PLATE,CASSETTE	4,5
⊙	2C927210		SENSOR 248NL1	7,9,17,18	⊙	302FG07230	2FG07230	STOPPER,TRAILING EDGE DETECTION	5
	2DA26520		GUIDE CF	23		302FG07251	2FG07251	UPPER HOUSING,PAPER FEED	6
	2DD26070		PLATE OPTION	23		302FG07260	2FG07260	LOWER HOUSING,PAPER FEED	6
	2FB07050		PIN CURSOR	4,5		302FG07290	2FG07290	ACTUATOR,PAPER EMPTY	6
	2FB07060		SPRING CURSOR	4,5		302FG07300	2FG07300	HOLDER,ACTUATOR	6
	2FB07330		STOPPER BYPASS TABLE	19		302FG07310	2FG07310	REINFORCEMENT PRIMARY PAPER FEED	6
⊙	2FB27060		SENSOR HUMIDITY	1		302FG07330	2FG07330	GROUND PLATE,PRIMARY PAPER FEED	6
⊙	2FB27180		FAN 80 COOLING	16	⊙	302FZ00440	2FZ00440	COVER INNER LEFT ASS'Y	1
⊙	2FB27190		FAN 60 COOLING	16,22	⊙	302FZ00450	2FZ00450	COVER LEFT REAR ASS'Y	1
⊙	2FG01020		SIZE DETECTION ASS'Y	4,5,19	⊙	302FZ00460	2FZ00460	COVER LEFT FRONT ASS'Y	1
	2FG20310		BEARING PRESS ROLLER	14	⊙	302FZ00470	2FZ00470	COVER FILTER ASS'Y	1
	3019527401	19527401	POWER CORD(120)	22	⊙	302FZ00531	2FZ00531	RETAINER PU ASS'Y	2

• Parts with "⊙" indicate the spare parts.

SP	Part.No.	Alternative.	Description	Fig.No.
	302FZ00700	2FZ00700	WASTE BOTTLE ASS'Y	10
	302FZ01280	2FZ01280	PRINTED W.BOARD TONER FULL ASSY	2
⊙	302FZ01300	2FZ01300	PRINTED W.BOARD FAN	8
⊙	302FZ01310	2FZ01310	VARISTOR TC ASSY	8
	302FZ02120	2FZ02120	RETAINER PU	2
	302FZ02150	2FZ02150	RAIL IMAGE FRONT	2
	302FZ02160	2FZ02160	RAIL IMAGE REAR	2
	302FZ02170	2FZ02170	RAIL DRUM LEFT	2
	302FZ02190	2FZ02190	SHUTTER ID SENSOR	2
	302FZ02200	2FZ02200	SPRING SHUTTER ID SENSOR	2
	302FZ02250	2FZ02250	FRAME FUSER UNIT CENTER	3
	302FZ02280	2FZ02280	STOPPER IMAGE UNIT F	2
	302FZ02290	2FZ02290	STOPPER IMAGE UNIT R	2
	302FZ02300	2FZ02300	SPRING STOPPER	2
	302FZ02410	2FZ02410	LEVER RETAINER	2
	302FZ02420	2FZ02420	SPRING RETAINER	2
	302FZ02510	2FZ02510	SPRING EARTH EXIT	3
	302FZ02540	2FZ02540	MOUNT LSU RIGHT	13
⊙	302FZ02591	2FZ02591	HOOK DLP	2
	302FZ02610	2FZ02610	MOUNT CASSETTE SW	21
	302FZ02640	2FZ02640	MOUNT FAN	16
	302FZ02671	2FZ02671	CAM SHAFT BLADE	7
	302FZ02682	2FZ02682	SHAFT CLN LSU	7
	302FZ02690	2FZ02690	MOUNT SOLENOID	7
	302FZ02700	2FZ02700	MOUNT SHAFT CAM	7
	302FZ02710	2FZ02710	GUIDE TC R	2
	302FZ02720	2FZ02720	PLATE FUSER	3
	302FZ02741	2FZ02741	CLUTCH LSU CLEANING	7
	302FZ02770	2FZ02770	PLATE ID SENSOR	2
	302FZ02780	2FZ02780	SHEET ID SENSOR	2
	302FZ02810	2FZ02810	SHAFT SWEEP DRIVE	2
	302FZ02820	2FZ02820	GEAR SWEEP Z15	2
	302FZ02830	2FZ02830	GEAR SWEEP Z23	2
	302FZ02840	2FZ02840	GEAR SWEEP Z49 Z24	2
	302FZ02850	2FZ02850	GEAR SWEEP Z28	2
	302FZ02860	2FZ02860	SHAFT FEED SWEEP	2
	302FZ02870	2FZ02870	GEAR SWEEP Z20	2
	302FZ02880	2FZ02880	BRACKET PWB RFID	16
	302FZ02900	2FZ02900	PLATE DRUM EARTH	2
	302FZ02910	2FZ02910	TAPE RETAINER	2
	302FZ02920	2FZ02920	SHEET TRAY CL	2
	302FZ02930	2FZ02930	SHEET TRAY BK	2
	302FZ03020	2FZ03020	SHEET BAND TUBE	13
	302FZ03070	2FZ03070	RETAINING PIN DRAWER	21
	302FZ04010	2FZ04010	COVER FRONT	1
⊙	302FZ04060	2FZ04060	COVER RIGHT	1
⊙	302FZ04071	2FZ04071	COVER RIGHT MID A	1
⊙	302FZ04090	2FZ04090	COVER CASSETTE	4
⊙	302FZ04110	2FZ04110	COVER FRONT SIDE LOW	1
⊙	302FZ04120	2FZ04120	COVER FRONT SIDE MID	1

SP	Part.No.	Alternative.	Description	Fig.No.
	302FZ04150	2FZ04150	COVER LEFT FRONT	1
	302FZ04160	2FZ04160	COVER LEFT REAR	1
⊙	302FZ04200	2FZ04200	COVER INNER RIGHT	1
	302FZ04210	2FZ04210	COVER INNER LEFT	1
	302FZ04240	2FZ04240	LID COVER LEFT	1
⊙	302FZ04250	2FZ04250	PLATE MAGNET	1
⊙	302FZ04302	2FZ04302	COVER LEFT	9
	302FZ04310	2FZ04310	SHAFT LEFT COVER	9
⊙	302FZ04321	2FZ04321	LEVER LEFT COVER	9,17
	302FZ04330	2FZ04330	SHAFT HOOK	9
	302FZ04350	2FZ04350	COVER FEED LOW	9
	302FZ04360	2FZ04360	PLATE LEFT COVER F	9
	302FZ04370	2FZ04370	PLATE LEFT COVER R	9
	302FZ04390	2FZ04390	SPRING LEFT COVER F	9,17
	302FZ04400	2FZ04400	SPRING LEFT COVER R	9,17
⊙	302FZ04420	2FZ04420	SHAFT LEFT COVER B	9
⊙	302FZ04430	2FZ04430	COVER LEFT FRONT TOP	1
⊙	302FZ04440	2FZ04440	COVER LEFT REAR TOP	1
⊙	302FZ04480	2FZ04480	EMBLEM LOGO	1
	302FZ04490	2FZ04490	STRAP COVER FRONT	1
	302FZ04510	2FZ04510	COVER INNER MIDDLE	2
	302FZ04520	2FZ04520	COVER INNER UPPER	16
⊙	302FZ04530	2FZ04530	LEVER LOCK CONT	16
	302FZ04540	2FZ04540	TRAY CONTAINER Y	2
	302FZ04550	2FZ04550	TRAY CONTAINER BK	2
	302FZ04571	2FZ04571	COVER FULL SENSOR	2
⊙	302FZ04580	2FZ04580	COVER CONNECTER	16
	302FZ04590	2FZ04590	TRAY CONTAINER M	2
	302FZ04600	2FZ04600	TRAY CONTAINER C	2
	302FZ04610	2FZ04610	SHEET EMBLEM	1
	302FZ04640	2FZ04640	SHEET HARNESS LEFT	1
	302FZ04710	2FZ04710	CUSHION COVER FRONT	1
	302FZ04730	2FZ04730	SPACER SENSOR	1
	302FZ04760	2FZ04760	SPRING FEED LOW	9
	302FZ04780	2FZ04780	LEVER LOCK WASTE	2
	302FZ04790	2FZ04790	SPRING LOCK WASTE	2
⊙	302FZ04800	2FZ04800	HOOK LEFT COVER F	9
⊙	302FZ04810	2FZ04810	HOOK LEFT COVER R	9
	302FZ04881	2FZ04881	COVER REAR MOTOR	1
	302FZ04890	2FZ04890	SEAL TRAY BK	2
	302FZ04900	2FZ04900	SEAL TRAY Y	2
	302FZ04910	2FZ04910	SEAL TRAY C	2
	302FZ04920	2FZ04920	SEAL TRAY M	2
	302FZ04940	2FZ04940	TRAY WASTE	2
	302FZ04950	2FZ04950	SPONGE TRAY WASTE	2
	302FZ04980	2FZ04980	PLATE LEFT COVER D	9
	302FZ04990	2FZ04990	BAND LEFT COVER	9
	302FZ07020	2FZ07020	PULLEY MPT BYPASS	20
	302FZ07040	2FZ07040	BASE MPT BYPASS	20
	302FZ07051	2FZ07051	COVER MPT BYPASS	20

• Parts with "⊙" indicate the spare parts.

SP	Part.No.	Alternative.	Description	Fig.No.	SP	Part.No.	Alternative.	Description	Fig.No.
	302FZ07060	2FZ07060	GUIDE BYPASS RIGHT	20		302FZ08350	2FZ08350	SPRING ACTUATOR MPT	18
	302FZ07070	2FZ07070	COVER BYPASS OUT	20		302FZ08360	2FZ08360	COVER MPT DRIVE	18
⊙	302FZ07080	2FZ07080	PULLEY BYPASS	20	⊙	302FZ08370	2FZ08370	GEAR JOINT MPT UNIT	18
⊙	302FZ07090	2FZ07090	BELT BYPASS	20		302FZ08430	2FZ08430	SPRING SOLENOID MPT	18
⊙	302FZ07100	2FZ07100	GEAR BYPASS A	20		302FZ08440	2FZ08440	PLATE EARTH MPT ROLL	18
	302FZ07110	2FZ07110	SPRING BYPASS PULLEY	20	⊙	302FZ08450	2FZ08450	GEAR MPT FEED Z19 ASSY	18
⊙	302FZ07120	2FZ07120	GEAR BYPASS JOINT	20		302FZ08460	2FZ08460	PAD WIRE	18
	302FZ07130	2FZ07130	SPRING BYPASS MOTION	20		302FZ08470	2FZ08470	LABEL MP CAUTION PIC V	19
	302FZ07140	2FZ07140	COVER MPT REAR	20		302FZ08480	2FZ08480	LABEL MP CAUTION J V	19
⊙	302FZ07150	2FZ07150	PULLEY TENSION BELT	20		302FZ08490	2FZ08490	LABEL MP CAUTION E V	19
	302FZ07180	2FZ07180	PLATE EARTH MPT	20	⊙	302FZ08500	2FZ08500	PAD MP L	19
	302FZ07190	2FZ07190	SPRING EARTH BYPASS	20		302FZ08510	2FZ08510	LABEL MP CAUTION 3 V	19
	302FZ07210	2FZ07210	SPRING EARTH BYPASS JOINT	20		302FZ08520	2FZ08520	LABEL MP CAUTION 6 V	19
	302FZ07231	2FZ07231	GUIDE BYPASS IN	20		302FZ08530	2FZ08530	LABEL MP CAUTION TW V	19
	302FZ07240	2FZ07240	SLIDER BYPASS A	20		302FZ09011	2FZ09011	CASSETTE	4
	302FZ07250	2FZ07250	SLIDER BYPASS B	20	⊙	302FZ09030	2FZ09030	CURSOR RIGHT	4
	302FZ07300	2FZ07300	PLATE GUIDE MPT	20	⊙	302FZ09040	2FZ09040	CURSOR RIGHT UPPER	4
	302FZ07310	2FZ07310	BUSH CONTACT MPT B	20		302FZ09070	2FZ09070	SHAFT HANDLE	4
	302FZ07320	2FZ07320	SPRING EARTH MPT A	20		302FZ09090	2FZ09090	LABEL CASSETTE OPERATION 1	4
	302FZ07330	2FZ07330	SPRING EARTH MPT B	20	⊙	302FZ09101	2FZ09101	LABEL BYPASS OPERATION	4
⊙	302FZ07340	2FZ07340	LABEL JAM BYPASS B1	7		302FZ09111	2FZ09111	LABEL CURSOR OPERATION	4
	302FZ07350	2FZ07350	LABEL JAM BYPASS B2	20	⊙	302FZ09120	2FZ09120	SPONGE FRONT	4
	302FZ07360	2FZ07360	LABEL JAM BYPASS B3	20	⊙	302FZ09130	2FZ09130	LABEL PAPER MAX	4
	302FZ07380	2FZ07380	SPRING BYPASS PULLEY B	20	⊙	302FZ09141	2FZ09141	LABEL PAPER SIZE R1	4
⊙	302FZ07390	2FZ07390	ROLLER BYPASS C	20	⊙	302FZ09150	2FZ09150	LABEL PAPER UPPER LIMIT	4
	302FZ07400	2FZ07400	LEVER JAM BYPASS	20	⊙	302FZ14161	2FZ14161	GEAR MAG Z14H	12
	302FZ07410	2FZ07410	MOUNT LEVER BYPASS	20	⊙	302FZ14170	2FZ14170	GEAR IDLE Z15H DLP	12
	302FZ07420	2FZ07420	LABEL JAM BYPASS B4	20	⊙	302FZ14180	2FZ14180	GEAR SLEEVE Z17H	12
	302FZ07500	2FZ07500	BRACKET MPT GEAR	2	⊙	302FZ14230	2FZ14230	GEAR Z14S	12
	302FZ07510	2FZ07510	GEAR JOINT MPT	2		302FZ14300	2FZ14300	COVER FRONT DLP	12
	302FZ08011	2FZ08011	BASE MPT	18		302FZ14310	2FZ14310	COVER REAR BK DLP	12
	302FZ08020	2FZ08020	LOWER GUIDE MPT	18		302FZ14420	2FZ14420	COVER REAR Y DLP	12
	302FZ08030	2FZ08030	SHAFT FEED MPT	18		302FZ14430	2FZ14430	COVER REAR C DLP	12
	302FZ08040	2FZ08040	SHAFT FEED JOINT MPT	18		302FZ14440	2FZ14440	COVER REAR M DLP	12
	302FZ08050	2FZ08050	SHAFT SEPARATE MPT	18		302FZ14840	2FZ14840	STUD SCREW M4	12
	302FZ08070	2FZ08070	HOLDER MPT LF	18		302FZ20030	2FZ20030	PIN LSU	13
	302FZ08090	2FZ08090	PAPER STOPPER MPT F	18		302FZ20040	2FZ20040	SPRING LSU	13
	302FZ08100	2FZ08100	PAPER STOPPER MPT R	18		302FZ21241	2FZ21241	GUIDE BELT UP	10
	302FZ08110	2FZ08110	LEVER STOPPER RELEASE	18		302FZ21300	2FZ21300	BEARING 688AZZ	7
	302FZ08120	2FZ08120	SPRING SEPARATE PULLEY	18		302FZ21700	2FZ21700	HOLDER GUIDE PULLEY	10
⊙	302FZ08130	2FZ08130	PULLEY LEADING FEED MPT	18		302FZ22012	2FZ22012	BASE CONVEYING	8
	302FZ08160	2FZ08160	HOLDER SEPARATE MPT	18	⊙	302FZ22040	2FZ22040	ROLLER REGIST R	7
⊙	302FZ08180	2FZ08180	GEAR MPT Z23	18	⊙	302FZ22060	2FZ22060	GUIDE MIDDLE R	7
	302FZ08190	2FZ08190	SPRING HOLDER MPT	18		302FZ22071	2FZ22071	GUIDE CONVEYING	8
	302FZ08290	2FZ08290	SPRING MID MPT	18	⊙	302FZ22084	2FZ22084	GUIDE FEED R	7
⊙	302FZ08300	2FZ08300	GEAR MPT Z41Z35	18	⊙	302FZ22090	2FZ22090	GUIDE TC L	8
⊙	302FZ08310	2FZ08310	ACTUATOR MIDDLE MPT	18	⊙	302FZ22110	2FZ22110	GEAR TC Z24H	8
	302FZ08320	2FZ08320	LEVER MPT SOLENOID	18	⊙	302FZ22120	2FZ22120	GEAR REGIST Z18H	7
⊙	302FZ08330	2FZ08330	CURSOR MPT F	19	⊙	302FZ22130	2FZ22130	GEAR REGIST Z22H	8
⊙	302FZ08340	2FZ08340	CURSOR MPT R	19		302FZ22140	2FZ22140	SHAFT MIDDLE L	7,8,9,17,18

• Parts with "⊙" indicate the spare parts.

SP	Part.No.	Alternative.	Description	Fig.No.	SP	Part.No.	Alternative.	Description	Fig.No.
⊙	302FZ22150	2FZ22150	PULLEY MIDDLE	7,8,9,17,18	⊙	302FZ22840	2FZ22840	ACTUATOR MID BYPASS	7
⊙	302FZ22160	2FZ22160	ACTUATOR REGIST	7	⊙	302FZ22860	2FZ22860	GUIDE MIDDLE BYPASS	7
⊙	302FZ22170	2FZ22170	HOOK CONVEYING F	8	⊙	302FZ22870	2FZ22870	SPRING ACTUATOR BYPASS	7
⊙	302FZ22180	2FZ22180	HOOK CONVEYING R	8	⊙	302FZ22880	2FZ22880	LEVER CONVEYING	8
	302FZ22201	2FZ22201	PLATE DISCHARGER	8		302FZ22890	2FZ22890	COVER LEVER CONVEY	8
	302FZ22211	2FZ22211	HOLDER DISCHARGER	8		302FZ22900	2FZ22900	SHAFT LEVER CONVEY	8
	302FZ22220	2FZ22220	CONTACT TRANSFER	8		302FZ22911	2FZ22911	STOPPER BUSH TRANSFER	8
	302FZ22230	2FZ22230	CONTACT DISCHARGE	8		302FZ22920	2FZ22920	BUSH TRANSFER B F	8
	302FZ22241	2FZ22241	PLATE EARTH REGIST	8		302FZ22940	2FZ22940	PLATE SENS MIDDLE	7
	302FZ22250	2FZ22250	SPRING EARTH CONVEYING	8	⊙	302FZ22950	2FZ22950	SHEET SENS MIDDLE	7
	302FZ22300	2FZ22300	SPRING REGIST F	8		302FZ22960	2FZ22960	LABEL JAM FEED A1	8
	302FZ22310	2FZ22310	SPRING REGIST R	8		302FZ22980	2FZ22980	STOPPER MID	7
	302FZ22320	2FZ22320	SPRING TRANSFER F	8		302FZ22991	2FZ22991	SHEET SENS CONVEY	8
	302FZ22330	2FZ22330	SPRING TRANSFER R	8		302FZ23600	2FZ23600	PIPE JOINT ICL	10
	302FZ22340	2FZ22340	SPRING MIDDLE	7,8		302FZ23610	2FZ23610	SCREW WT ICL	10
	302FZ22350	2FZ22350	SPRING GUIDE TRANSFER	8		302FZ23640	2FZ23640	SEAL PIPE WT ICL	10
	302FZ22360	2FZ22360	SPRING CONVEYING F	8		302FZ23650	2FZ23650	PIPE WT ICL	10
	302FZ22370	2FZ22370	SPRING CONVEYING R	8		302FZ23710	2FZ23710	SEAL SHUTTER ICL	10
⊙	302FZ22380	2FZ22380	SHEET REGIST	7		302FZ24010	2FZ24010	SHEET REGIST L	8
	302FZ22400	2FZ22400	GUIDE MIDDLE L	8		302FZ24020	2FZ24020	SHEET TRANSFER R	2
	302FZ22411	2FZ22411	HOLDER SENS FEED	8		302FZ24060	2FZ24060	BAND CONVEYING	8
⊙	302FZ22460	2FZ22460	SHEET MIDDLE BYPASS	7		302FZ24090	2FZ24090	BUSH TC EW	7
⊙	302FZ22470	2FZ22470	GEAR MIDDLE A	7		302FZ24100	2FZ24100	GUIDE TC UP	8
⊙	302FZ22481	2FZ22481	GEAR MIDDLE B	7		302FZ24110	2FZ24110	PLATE GUIDE MIDDLE R	7
⊙	302FZ22490	2FZ22490	GEAR MIDDLE Z19S	7		302FZ24140	2FZ24140	SPACER TC GUIDE	8
⊙	302FZ22500	2FZ22500	LEVER MIDDLE F	7	⊙	302FZ24160	2FZ24160	PAD REGIST	7
⊙	302FZ22520	2FZ22520	LEVER MIDDLE R	7		302FZ24170	2FZ24170	SHEET RAIL BYPASS	3
	302FZ22540	2FZ22540	SPRING EARTH CONVEYING UNIT	8		302FZ24220	2FZ24220	PLATE GUIDE MIDDLE F	7
	302FZ22550	2FZ22550	COVER PWB FEED	8		302FZ24240	2FZ24240	SHEET DISCHARGER	8
	302FZ22560	2FZ22560	BUSH REGIST	8		302FZ24500	2FZ24500	PLATE CONV FAN	8
	302FZ22570	2FZ22570	SPRING CONTACT DISCHARGER	8		302FZ24510	2FZ24510	DUCT CONV UP	8
	302FZ22580	2FZ22580	SPRING LEFT CONV	8		302FZ24530	2FZ24530	SEAL FAN CONV	8
⊙	302FZ22591	2FZ22591	GUIDE MIDDLE LOW	7		302FZ24540	2FZ24540	SPRING EARTH FAN	8
	302FZ22600	2FZ22600	SPRING MID LEVER F	7		302FZ24550	2FZ24550	SEAL FAN CONV B	8
	302FZ22610	2FZ22610	SPRING MID LEVER R	7		302FZ24560	2FZ24560	SHEET FAN PWD	8
	302FZ22620	2FZ22620	SPRING ACTUATOR REGIST	7		302FZ25360	2FZ25360	PULLEY FUSER EXIT	17
	302FZ22630	2FZ22630	SPRING EARTH MIDDLE	7		302FZ25380	2FZ25380	SHAFT EXIT PULLEY	17
	302FZ22660	2FZ22660	SHAFT HOOK CONVEYING	8	⊙	302FZ25940	2FZ25940	PULLEY GUIDE	10
	302FZ22690	2FZ22690	PLATE EARTH MID SENS	7	⊙	302FZ28060	2FZ28060	GEAR Z20S-Z23S	17
	302FZ22700	2FZ22700	STOPPER CORD	7	⊙	302FZ28080	2FZ28080	GEAR Z23S EXIT	17
	302FZ22720	2FZ22720	SHEET MIDDLE L	8	⊙	302FZ28090	2FZ28090	GEAR Z29S	17
⊙	302FZ22750	2FZ22750	ROLLER FEED LOW	7		302FZ28110	2FZ28110	SPRING EXIT PULLEY A	17
	302FZ22760	2FZ22760	STOPPER EARTH MIDDLE	7,20		302FZ28120	2FZ28120	SPRING EARTH	17
	302FZ22770	2FZ22770	STOPPER BAND CONVEY	8		302FZ28260	2FZ28260	EXIT PUSH	17
	302FZ22781	2FZ22781	SHEET GUIDE LOW A	7		302FZ28270	2FZ28270	SPRING EXIT PUSH	17
	302FZ22790	2FZ22790	SHEET GUIDE LOW B	7		302FZ29012	2FZ29012	FRAME DU	9
	302FZ22800	2FZ22800	GUIDE FEED LOW 1ST	7	⊙	302FZ29040	2FZ29040	GEAR DU Z32S	9
	302FZ22810	2FZ22810	GUIDE FEED LOW 2ND	7	⊙	302FZ29050	2FZ29050	GEAR DU IDLE	9
⊙	302FZ22820	2FZ22820	GUIDE FEED UP 1ST	7		302FZ29061	2FZ29061	PLATE EARTH DU	9
⊙	302FZ22830	2FZ22830	GUIDE FEED UP 2ND	7	⊙	302FZ29070	2FZ29070	ACTUATOR DU	9

• Parts with "⊙" indicate the spare parts.

SP	Part.No.	Alternative.	Description	Fig.No.	SP	Part.No.	Alternative.	Description	Fig.No.
	302FZ29080	2FZ29080	RETAINER ACTUATOR DU	9	⊙	302FZ31490	2FZ31490	GEAR Z28L	15
	302FZ29090	2FZ29090	SPRING ACT DU	9	⊙	302FZ31500	2FZ31500	GEAR Z32L-Z26R FEED CL	15
⊙	302FZ29110	2FZ29110	BELT DU	9	⊙	302FZ31510	2FZ31510	GEAR Z26R-Z23L FEED CL	15
⊙	302FZ29120	2FZ29120	PULLEY DU BELT	9	⊙	302FZ31520	2FZ31520	GEAR Z38R DSK	15
	302FZ29130	2FZ29130	SPRING DU	9	⊙	302FZ31530	2FZ31530	GEAR Z32L	15
	302FZ29140	2FZ29140	COLLAR DU PULLEY	9,15,20	⊙	302FZ31540	2FZ31540	GEAR Z26L BYPASS	14
⊙	302FZ31020	2FZ31020	MOTOR FEED	15	⊙	302FZ31550	2FZ31550	GEAR Z27S BYPASS	14
⊙	302FZ31030	2FZ31030	MOTOR DLP	14	⊙	302FZ31560	2FZ31560	GEAR Z84L Z30L TC	14
⊙	302FZ31071	2FZ31071	MOTOR DU	9	⊙	302FZ31570	2FZ31570	GEAR Z20L FUSER DRIVE	15
	302FZ31080	2FZ31080	HOLDER DRUM DRIVE	14	⊙	302FZ31580	2FZ31580	GEAR Z46 FUSER	15
	302FZ31092	2FZ31092	PLATE DRUM DRIVE	14	⊙	302FZ31590	2FZ31590	GEAR Z35L CL	15
	302FZ31100	2FZ31100	PLATE MPF DRIVE	14	⊙	302FZ31600	2FZ31600	GEAR Z28R	14,15
	302FZ31110	2FZ31110	HOLDER MPF DRIVE	14	⊙	302FZ31671	2FZ31671	JOINT GEAR EXIT	15
	302FZ31120	2FZ31120	PLATE FEED DRIVE	15	⊙	302FZ31680	2FZ31680	PULLEY EXIT DRIVE	15
	302FZ31130	2FZ31130	HOLDER FEED DRIVE	15	⊙	302FZ31690	2FZ31690	GEAR EXIT Z20	15
⊙	302FZ31140	2FZ31140	GEAR Z98L-Z40R MPF	14	⊙	302FZ31700	2FZ31700	GEAR EXIT Z63 Z21	15
	302FZ31150	2FZ31150	PLATE DRIVE TC	14		302FZ31710	2FZ31710	PIN MPF DRIVE	14
	302FZ31160	2FZ31160	SHAFT MPF CL	14		302FZ31720	2FZ31720	PIN MAIN DRIVE	14
	302FZ31170	2FZ31170	HOLDER CLUTCH	15	⊙	302FZ31730	2FZ31730	PULLEY 26 FEED	15
	302FZ31180	2FZ31180	SHAFT DLP DRIVE	14		302FZ31740	2FZ31740	PIN DRIVE FEED	15
	302FZ31190	2FZ31190	SHAFT CLN DRIVE	14		302FZ31750	2FZ31750	PIN EXIT	15
	302FZ31200	2FZ31200	SHAFT FEED DRIVE	15	⊙	302FZ31760	2FZ31760	GEAR EXIT Z39Z26	15
	302FZ31210	2FZ31210	SHAFT FEED 2 DRIVE	15	⊙	302FZ31770	2FZ31770	GEAR EXIT Z30 JOINT	15
	302FZ31220	2FZ31220	SHAFT BYPASS DRIVE	14	⊙	302FZ31780	2FZ31780	GEAR EXIT Z48	15
	302FZ31230	2FZ31230	SHAFT BRS DRIVE	14		302FZ31790	2FZ31790	SPRING EXIT 60	15
	302FZ31240	2FZ31240	SHAFT LSU DRIVE	15	⊙	302FZ31800	2FZ31800	GEAR Z25R JOINT	15
⊙	302FZ31250	2FZ31250	COUPLING DLP DRIVE	14	⊙	302FZ31810	2FZ31810	CLUTCH REGIST 8	14,15
⊙	302FZ31260	2FZ31260	BELT FEED DRIVE	15	⊙	302FZ31820	2FZ31820	CLUTCH FEED 6	14,15
⊙	302FZ31270	2FZ31270	JOINT DRUM	14	⊙	302FZ31830	2FZ31830	CLUTCH MPF 6	18
	302FZ31280	2FZ31280	COLLAR DLP COUPLING	14		302FZ31840	2FZ31840	STUD SCREW 435	15
⊙	302FZ31290	2FZ31290	GEAR Z94L-Z32L MPF	14	⊙	302FZ31850	2FZ31850	GEAR Z22L CLN	14
⊙	302FZ31300	2FZ31300	GEAR Z38R MPF	14		302FZ31861	2FZ31861	MOUNT FUSER DRIVE	15
⊙	302FZ31310	2FZ31310	GEAR Z24R BRS	14	⊙	302FZ31870	2FZ31870	GEAR Z20 FUSER	15
⊙	302FZ31320	2FZ31320	GEAR Z20S BRS	14	⊙	302FZ31890	2FZ31890	GEAR Z35L DLP	14
⊙	302FZ31330	2FZ31330	GEAR Z22L DLP	14	⊙	302FZ31900	2FZ31900	GEAR Z60L CLN	14
⊙	302FZ31340	2FZ31340	GEAR Z24R	14	⊙	302FZ31910	2FZ31910	GEAR EXIT Z45Z22	15
⊙	302FZ31350	2FZ31350	GEAR Z22R	14	⊙	302FZ31920	2FZ31920	GEAR Z30 FUSER	15
⊙	302FZ31360	2FZ31360	GEAR Z50L	14	⊙	302FZ31930	2FZ31930	GEAR Z65-Z29 FUSER	15
⊙	302FZ31370	2FZ31370	GEAR Z52R	14		302FZ31990	2FZ31990	STOPPER D MOTOR	14
⊙	302FZ31380	2FZ31380	GEAR Z55L	14		302FZ32010	2FZ32010	PLATE FUSER DRIVE	15
⊙	302FZ31390	2FZ31390	GEAR Z60L	14		302FZ32021	2FZ32021	HOLDER FUSER CL	15
⊙	302FZ31400	2FZ31400	GEAR Z54L-Z26L	14	⊙	302FZ32030	2FZ32030	SHAFT FUSER DRIVE	15
⊙	302FZ31410	2FZ31410	GEAR Z42R-Z29R	14		302FZ32040	2FZ32040	CLUTCH FUSER 8	15
⊙	302FZ31420	2FZ31420	GEAR Z81L-Z22R	15		302FZ32050	2FZ32050	HOLDER DRUM MOTOR	14
⊙	302FZ31430	2FZ31430	GEAR Z42L	15		302FZ32060	2FZ32060	SEAL MPF CL	14
⊙	302FZ31440	2FZ31440	GEAR Z14R LSU	15		302FZ32070	2FZ32070	COUPLING PAPER FEED	15
⊙	302FZ31450	2FZ31450	GEAR Z36L-Z22R REG	15	⊙	302FZ33011	2FZ33011	DUCT EXIT LOWER	16
⊙	302FZ31460	2FZ31460	GEAR Z52L LSU	15		302FZ33020	2FZ33020	DUCT EXIT UPPER	16
⊙	302FZ31470	2FZ31470	GEAR Z33R-Z23R CL	15	⊙	302FZ33090	2FZ33090	JOINT TUBE	13
⊙	302FZ31480	2FZ31480	GEAR Z33R-Z23R FEED	15		302FZ33120	2FZ33120	DUCT PU UPPER REAR	3

• Parts with "⊙" indicate the spare parts.

SP	Part.No.	Alternative.	Description	Fig.No.
	302FZ33140	2FZ33140	BRACKET FAN A	16
	302FZ33150	2FZ33150	BRACKET FAN B	16
	302FZ33170	2FZ33170	SEAL BRACKET FAN A	16
	302FZ33180	2FZ33180	SEAL BRACKET FAN B	16
	302FZ33190	2FZ33190	BRACKET FAN C	16
	302FZ33210	2FZ33210	DUCT PU LOWER	3
	302FZ33220	2FZ33220	DUCT PU UPPER	3
	302FZ33230	2FZ33230	BRACKET FAN D	16
	302FZ33240	2FZ33240	FILTER DUCT PU	1
	302FZ33250	2FZ33250	COVER FILTER DUCT PU	1
	302FZ33280	2FZ33280	JOINT TUBE B	3
	302FZ33350	2FZ33350	TUBE COOLING EXIT	3
	302FZ33370	2FZ33370	PLATE DUCT EXIT	16
	302FZ33380	2FZ33380	SEAL DUCT EXIT	16
	302FZ33390	2FZ33390	SPRING TUBE	3
	302FZ33400	2FZ33400	SEAL BRACKET FAN C	16
	302FZ33410	2FZ33410	SEAL BRACKET FAN D	16
	302FZ34230	2FZ34230	LABEL CONTAINER	1
	302FZ34250	2FZ34250	LABEL CONTAINER OPE A	1
	302FZ34260	2FZ34260	LABEL CONTAINER OPE E	1
⊙	302FZ34270	2FZ34270	LABEL BOARD SET	1
	302FZ39010	2FZ39010	CONTROLLER BOX	23
	302FZ39020	2FZ39020	COVER CONTROLLER	23
	302FZ39051	2FZ39051	SHIELD BOX	22
	302FZ39060	2FZ39060	PLATE CONTROLLER	23
	302FZ39071	2FZ39071	MOUNT OPTION IF	22
	302FZ39110	2FZ39110	MOUNT HV TERMINAL	21
	302FZ39210	2FZ39210	GUIDE WIRE MAIN	21
	302FZ39220	2FZ39220	GUIDE WIRE SUB	21
	302FZ39490	2FZ39490	SHIELD LSU WIRE	3
⊙	302FZ39520	2FZ39520	SPRING HV MAIN	21
	302FZ39530	2FZ39530	SPRING ICL	21
⊙	302FZ39540	2FZ39540	SPRING HV TC1	22
	302FZ39550	2FZ39550	BRACKET INLET	22
	302FZ39570	2FZ39570	TERMINAL TC1	22
	302FZ39580	2FZ39580	TERMINAL ICL	21
	302FZ39590	2FZ39590	MOUNT TRANSFER HV	22
	302FZ39610	2FZ39610	HOLDER HV2 TC	21
⊙	302FZ39620	2FZ39620	SPRING HV2 TC	21
⊙	302FZ39630	2FZ39630	SPRING HV2 SE	21
	302FZ39640	2FZ39640	LID SHIELD BOX	1
	302FZ39720	2FZ39720	PLATE EARTH FEED	15
	302FZ39731	2FZ39731	PLATE MAIN SW	22
	302FZ39800	2FZ39800	SHEET DLP MOTOR	14
	302FZ39840	2FZ39840	SHEET WIRE	23
	302FZ39870	2FZ39870	GUIDE WIRE LOWER	22
	302FZ39880	2FZ39880	SHEET WIRE LOWER	22
	302FZ39890	2FZ39890	PAD WIRE A	2
	302FZ39900	2FZ39900	SHEET PWB	21
	302FZ39920	2FZ39920	MOUNT HV LOWER	21

SP	Part.No.	Alternative.	Description	Fig.No.
	302FZ39940	2FZ39940	SHEET PS BOX	22
	302FZ39960	2FZ39960	SHEET MAIN DRIVE R	14
⊙	302FZ44040	2FZ44040	FAN BOX COOLING	23
⊙	302FZ44050	2FZ44050	SOLENOID LSU CLN	7
⊙	302FZ44070	2FZ44070	FAN CONVEYING 40	8
⊙	302FZ44080	2FZ44080	SWITCH CONVEYING	7
⊙	302FZ44090	2FZ44090	SWITCH REGISTRATION	7,8
⊙	302FZ45010	2FZ45010	LVU 100	22
⊙	302FZ45020	2FZ45020	LVU 200	22
⊙	302FZ45032	2FZ45032	HVU MAIN	21
⊙	302FZ45041	2FZ45041	HVU TRANSFER 1	22
⊙	302FZ45060	2FZ45060	RFID RECIEVER	16
	302FZ45080	2FZ45080	ID SENSOR	2
⊙	302FZ45120	2FZ45120	THERMISTOR	2
⊙	302FZ45160	2FZ45160	HEATER DEHUMIDIFIER 240	21
⊙	302FZ45170	2FZ45170	HEATER DEHUMIDIFIER 120	21
	302FZ46020	2FZ46020	WIRE JOINT	15
	302FZ46031	2FZ46031	WIRE MPF	21
	302FZ46040	2FZ46040	WIRE ID SENSOR	2
	302FZ46050	2FZ46050	WIRE TRANSFER	15
	302FZ46071	2FZ46071	WIRE APC	23
	302FZ46081	2FZ46081	WIRE DLP MOTOR	14
	302FZ46091	2FZ46091	WIRE FRONT SIDE	16
	302FZ46100	2FZ46100	WIRE PRE FEED	15
	302FZ46120	2FZ46120	WIRE HVU 2	22
	302FZ46130	2FZ46130	WIRE HVU 3	21
	302FZ46140	2FZ46140	WIRE DRUM-DLP CM	23
	302FZ46150	2FZ46150	WIRE DRUM-DLP KY	23
	302FZ46170	2FZ46170	WIRE FUSER	22
	302FZ46191	2FZ46191	WIRE DRUM MOTOR SIG	14
	302FZ46210	2FZ46210	WIRE INTERLOCK SWITCH	22
	302FZ46220	2FZ46220	WIRE LVU ENGINE	22
	302FZ46240	2FZ46240	WIRE LVU CONTROLLER	22
	302FZ46250	2FZ46250	WIRE LIFT MOT	14
	302FZ46260	2FZ46260	WIRE MSW	22
	302FZ46270	2FZ46270	WIRE CLEANING	21
	302FZ46290	2FZ46290	WIRE FUSER PRI	3
	302FZ46310	2FZ46310	WIRE WASTE TONER SENSOR	2
	302FZ46321	2FZ46321	WIRE ID SENSOR UNIT	2
	302FZ46330	2FZ46330	WIRE FEED JAM	7
	302FZ46350	2FZ46350	WIRE REG JAM	7
	302FZ46411	2FZ46411	WIRE EXIT MOT	15
	302FZ46430	2FZ46430	WIRE CASSETTE HEATER	22
	302FZ46520	2FZ46520	WIRE MPF UNIT	18
	302FZ46540	2FZ46540	WIRE FEED SW UP	7
	302FZ46550	2FZ46550	WIRE FEED SW LOW	7
	302FZ46660	2FZ46660	WIRE INLET ASSY	22
	302FZ46670	2FZ46670	WIRE LSU FAN	3
	302FZ46680	2FZ46680	WIRE DU PI	8
	302FZ46710	2FZ46710	WIRE TONER SENSOR JOINT	2

• Parts with "⊙" indicate the spare parts.

SP	Part.No.	Alternative.	Description	Fig.No.	SP	Part.No.	Alternative.	Description	Fig.No.
	302FZ46730	2FZ46730	WIRE OP HEATER	22	⊙	302FZ94670	2FZ94670	PARTS,PWB MOTOR DRIVER ASS'Y,SP	14
	302FZ46742	2FZ46742	WIRE OP DESK	22	⊙	302FZ94681	2FZ94681	PARTS,PWB FEED ASS'Y,SP	15
	302FZ46761	2FZ46761	WIRE REG CLT JOINT	14	⊙	302FZ94690	2FZ94690	PARTS,PWB HVU TRANSFER 2 ASS'Y,SP	21
	302FZ46831	2FZ46831	WIRE DRM MOT A	14		302G634070	2G634070	LABEL ENERGY STAR	1
	302FZ46840	2FZ46840	WIRE BYPASS TRAY	19		302GR02221	2GR02221	LEVER LOCK CASSETTE	3
	302FZ46861	2FZ46861	WIRE TC GUIDE	8		302GR02230	2GR02230	SPRING LEVER	3
	302FZ46880	2FZ46880	WIRE FEED J	8		302GR06060	2GR06060	HOLDER PICK	6
	302FZ46890	2FZ46890	WIRE FEED PI	8		302GR06070	2GR06070	SUPPORT PLATE FEED	6
⊙	302FZ60140	2FZ60140	COVER EMBLEM(UT)	1		302GR06080	2GR06080	SPRING PICK	6
⊙	302FZ80070	2FZ80070	FORNT COVER A ASSY SP	1		302GR06091	2GR06091	SPRING SEPARATION	6
⊙	302FZ80080	2FZ80080	FORNT COVER E ASSY SP	1		302GR06101	2GR06101	SHAFT SEPARATION	6
⊙	302FZ93034	2FZ93034	PARTS CASSETTE 1ST ASSY	4	⊙	302GR06110	2GR06110	TORQUE LIMITER 360	6
⊙	302FZ93080	2FZ93080	PARTS LSU ASS'Y	13		302GR06201	2GR06201	LEVER SEPARATION RELEASE	6
⊙	302FZ93210	2FZ93210	PARTS MPT BYPASS ASS'Y	20		302GR09011	2GR09011	CASSETTE	5
⊙	302FZ93220	2FZ93220	PARTS MPT ASS'Y	18	⊙	302GR09020	2GR09020	HANDLE CASSETTE 1	4,5
⊙	302FZ93230	2FZ93230	PARTS MPT JOINT ASS'Y	2	⊙	302GR09030	2GR09030	COVER CASSETTE	5
⊙	302FZ93250	2FZ93250	PARTS MPF DRIVE ASS'Y	14	⊙	302GR09040	2GR09040	HANDLE CASSETTE 2	4,5
⊙	302FZ93260	2FZ93260	PARTS DR-820	14		302GR09051	2GR09051	LEVER CASSETTE	4,5
⊙	302FZ93270	2FZ93270	PARTS FUSER DRIVE ASS'Y	15		302GR09060	2GR09060	RAIL CURSOR R	4,5
⊙	302FZ93281	2FZ93281	PARTS FEED DRIVE ASS'Y	15		302GR09070	2GR09070	LID PAPER SIZE	4,5
⊙	302FZ93290	2FZ93290	PARTS CONT DRIVE ASS'Y	16		302GR09080	2GR09080	RAIL CURSOR A	4,5
⊙	302FZ93311	2FZ93311	PARTS COVER FEED LOW ASS'Y	9		302GR09090	2GR09090	SUPPORT PLATE	4,5
⊙	302FZ93321	2FZ93321	PARTS FE-820	6	⊙	302GR09102	2GR09102	FRONT CURSOR CASSETTE	4,5
⊙	302FZ93361	2FZ93361	PARTS TRAY ASSY	19	⊙	302GR09112	2GR09112	REAR CURSOR CASSETTE	4,5
⊙	302FZ93430	2FZ93430	PARTS GUIDE FEED R ASSY	7		302GR09120	2GR09120	SPRING LEVER CASSETTE	4,5
⊙	302FZ93440	2FZ93440	PARTS MOTOR DRUM	14		302GR09130	2GR09130	SHAFT PULLEY	4,5
⊙	302FZ93460	2FZ93460	PARTS ICL MOTOR ASSY	16	⊙	302GR09140	2GR09140	SHAFT HANDLE	5
⊙	302FZ93480	2FZ93480	PARTS MC-820	11	⊙	302GR09150	2GR09150	WORK PLATE HANDLE	4,5
⊙	302FZ93500	2FZ93500	PARTS DU ASSY	9		302GR09160	2GR09160	STOPPER PAPER	4,5
⊙	302FZ93510	2FZ93510	PARTS FEED UNIT ASSY	8	⊙	302GR09201	2GR09201	PLATE SIZE INCH	5
⊙	302FZ94200	2FZ94200	PARTS,GUIDE FEED LOW 1ST ASS'Y SP	7		302GR09210	2GR09210	SEAL DETECTION PLATE	4,5
⊙	302FZ94210	2FZ94210	PARTS,GUIDE FEED LOW 2ND ASS'Y SP	7		302GR09990	2GR09990	LIFT LOCK	4,5
⊙	302FZ94220	2FZ94220	PARTS,GUIDE MIDDLE LOW ASS'Y SP	7	⊙	302GR22110	2GR22110	COLLAR TRANS ROLLER	8
⊙	302FZ94240	2FZ94240	PARTS,GUIDE MIDDLE R ASS'Y SP	7	⊙	302GR34011	2GR34011	LABEL CASSETTE OPERATION	5
⊙	302FZ94250	2FZ94250	PARTS,MOTOR IMAGE SP	14	⊙	302GR34022	2GR34022	LABEL PAPER SIZE	4,5
⊙	302FZ94290	2FZ94290	PARTS,MOTOR FUSER SP	15	⊙	302GR34032	2GR34032	LABEL PAPER SIZE R	5
⊙	302FZ94320	2FZ94320	PARTS,ICL WT ASS'Y SP	10		302GR34040	2GR34040	LABEL LEFT COVER A	9
⊙	302FZ94330	2FZ94330	PARTS,ID SENSOR ASS'Y SP	2		302GR34181	2GR34181	LABEL SEP CLEANING	1
⊙	302FZ94380	2FZ94380	PARTS,FAN COOLING DLP 70 SP	3,16		302GR39190	2GR39190	COVER CONN	21
⊙	302FZ94420	2FZ94420	PARTS,FAN COOLING CONVEYING SP	16	⊙	302GR44111	2GR44111	MOTOR LIFT	14
⊙	302FZ94470	2FZ94470	PARTS,ROLLER BYPASS A SP	20		302GR46430	2GR46430	WIRE PRIMARY FEED UNIT1	6
⊙	302FZ94480	2FZ94480	PARTS,ROLLER BYPASS B SP	20		302GR46450	2GR46450	WIRE CASSETTE UNIT	4,5
⊙	302FZ94490	2FZ94490	PARTS,ROLLER MID MPT SP	18	⊙	302GR93082	2GR93082	CT-710	5
⊙	302FZ94510	2FZ94510	PARTS,ROLLER TRANSFER SP	8		302HP02010	2HP02010	FRAME FUSER F	3
⊙	302FZ94520	2FZ94520	PARTS,ROLLER REGIST L SP	8		302HP02020	2HP02020	FRAME FUSER R	3
⊙	302FZ94540	2FZ94540	PARTS,ROLLER MIDDLE R SP	7		302HP02030	2HP02030	DUCT EXIT	16
⊙	302FZ94550	2FZ94550	PARTS,ROLLER MIDDLE BYPASS SP	7		302HP02040	2HP02040	PLATE FRAME FUSER F	3
⊙	302FZ94620	2FZ94620	PARTS,ROLLER DUPLEX A SP	9		302HP02050	2HP02050	STAY REAR	3
⊙	302FZ94630	2FZ94630	PARTS,ROLLER DUPLEX B SP	9		302HP02060	2HP02060	STAY UPPER LEFT	3
⊙	302FZ94660	2FZ94660	PARTS,FAN IMAGE SP	10		302HP02080	2HP02080	PLATE EARTH EXIT	3

• Parts with "⊙" indicate the spare parts.

SP	Part.No.	Alternative.	Description	Fig.No.
	302HP02090	2HP02090	PLATE EARTH FUSER	3
	302HP02100	2HP02100	PLATE EARTH FRAME F	3
	302HP02110	2HP02110	SHEET FRAME F	3
	302HP02120	2HP02120	PAD FRAME F	3
	302HP02150	2HP02150	STOPPER CONTAINER PE	2
	302HP02160	2HP02160	STOPPER CONTAINER BK PE	2
	302HP02170	2HP02170	STOPPER CONTAINER PF	2
	302HP02180	2HP02180	STOPPER CONTAINER BK PF	2
⊙	302HP04010	2HP04010	COVER RIGHT TOP	1
⊙	302HP04020	2HP04020	COVER REAR TOP	1
⊙	302HP04030	2HP04030	COVER LEFT FRONT	1
⊙	302HP04040	2HP04040	COVER LEFT MIDDLE	1
⊙	302HP04050	2HP04050	COVER LEFT TOP	1
⊙	302HP04060	2HP04060	COVER TOP	1
⊙	302HP04070	2HP04070	COVER REAR	1
⊙	302HP04080	2HP04080	COVER EXIT	1
⊙	302HP04090	2HP04090	LID COVER LEFT	17
	302HP04100	2HP04100	SHAFT HOOK	17
	302HP04110	2HP04110	HOOK LID F	17
	302HP04120	2HP04120	HOOK LID R	17
	302HP04140	2HP04140	EARTH PUSH SWITCH	1
⊙	302HP04150	2HP04150	COVER LEFT MID B	24
	302HP04160	2HP04160	STOPPER PAPER	1
⊙	302HP04170	2HP04170	COVER TOP B	22
⊙	302HP04180	2HP04180	GUIDE TOP COVER	24
⊙	302HP05010	2HP05010	COVER OPERATION	1
⊙	302HP28010	2HP28010	ROLLER OP UPPER	24
⊙	302HP28020	2HP28020	ROLLER OP LOW	24
⊙	302HP28030	2HP28030	ROLLER EXIT PR	17
⊙	302HP28040	2HP28040	ROLLER EXIT IN	17
	302HP28050	2HP28050	ROLLER EXIT OUT	17
	302HP28060	2HP28060	FRAME EXIT UPPER	17
	302HP28070	2HP28070	FRAME EXIT LOW	17
	302HP28080	2HP28080	FRAME EXIT ENTRANCE	17
	302HP28090	2HP28090	FRAME EXIT OP	24
⊙	302HP28100	2HP28100	ACTUATOR EXIT L	17
⊙	302HP28110	2HP28110	ACTUATOR EXIT R	17
⊙	302HP28120	2HP28120	ACTUATOR EXIT ENTRANCE	17
	302HP28130	2HP28130	GUIDE CHANGE R	17
	302HP28140	2HP28140	GUIDE CHANGE L	17
	302HP28150	2HP28150	GUIDE ENTRANCE	17
	302HP28160	2HP28160	GUIDE EXIT OP	24
	302HP28180	2HP28180	GUIDE DU R	9
	302HP28190	2HP28190	FRAME EXIT MIDDLE	17
	302HP28210	2HP28210	PLATE EARTH OP ROLL	24
	302HP28220	2HP28220	PLATE EXIT DRIVE	17
	302HP28230	2HP28230	SHAFT GEAR EXIT	17
	302HP28240	2HP28240	SPRING ACT EXIT L	17
	302HP28250	2HP28250	SPRING ACT EXIT R	17
	302HP28261	2HP28261	HOLDER EXIT PULLEY	17

SP	Part.No.	Alternative.	Description	Fig.No.
	302HP28280	2HP28280	PLATE EXIT SOL	17
	302HP28290	2HP28290	COVER PWB	17
	302HP28300	2HP28300	PLATE LEFT COVER E	9
	302HP28320	2HP28320	PLATE EARTH EXIT	17
	302HP28330	2HP28330	ARM SOLENOID	17
	302HP28360	2HP28360	PLATE EARTH EXIT B	17
	302HP28370	2HP28370	SHEET EXIT	17
	302HP28380	2HP28380	EXIT PUSH	17
	302HP28390	2HP28390	SEAL ACT	17
	302HP28400	2HP28400	SPRING EXIT EARTH	17
	302HP28430	2HP28430	ACTUATOR EXIT FULL	17
	302HP28440	2HP28440	SHEET LEFT PLATE	9
	302HP28450	2HP28450	STATIC ELIMINATOR PR	17
⊙	302HP31010	2HP31010	GEAR Z25 EXIT	24
⊙	302HP31020	2HP31020	GEAR Z23 EXIT	24
⊙	302HP31030	2HP31030	GEAR Z58-Z21	17
⊙	302HP31040	2HP31040	GEAR Z20 DU	17
⊙	302HP31050	2HP31050	GEAR Z31	17
⊙	302HP31060	2HP31060	GEAR Z29	17
⊙	302HP34031	2HP34031	LABEL JAM FUSER	1
	302HP34040	2HP34040	LABEL JAM CONVEYING	9
⊙	302HP44010	2HP44010	MOTOR EXIT	17
⊙	302HP44020	2HP44020	SOLENOID EXIT	17
	302HP46010	2HP46010	WIRE PANNEL	23
	302HP46020	2HP46020	WIRE EXIT	23
	302HP46030	2HP46030	WIRE EXIT FULL	17
	302HP46040	2HP46040	WIRE LEFT EXIT	17
	302HP46050	2HP46050	WIRE FEED JOINT	21
	302HP46070	2HP46070	WIRE TRNS MOT JOINT	14
	302HP46080	2HP46080	WIRE OPTION SIGNAL	22
	302HP50010	2HP50010	OUTER CASE FS	25
	302HP50070	2HP50070	INNER FRAME	25
	302HP52010	2HP52010	BASE ASSY	25
⊙	302HP93010	2HP93010	PARTS,PRINTED W.BOARD CONTROL ASSY.SP	23
⊙	302HP93020	2HP93020	PARTS,OPERATION ASSY FS,SP	1
⊙	302HP93030	2HP93030	PARTS DK-821(PR)	11
⊙	302HP93040	2HP93040	PARTS DV-821K(PR)	12
⊙	302HP93050	2HP93050	PARTS DV-821Y(PR)	12
⊙	302HP93060	2HP93060	PARTS DV-821C(PR)	12
⊙	302HP93070	2HP93070	PARTS DV-821M(PR)	12
⊙	302HP93080	2HP93080	PARTS EXIT ASS'Y	17
⊙	302HP93090	2HP93090	PARTS TRANSFER BELT ASS'Y(PR)	10
⊙	302HP93100	2HP93100	PARTS,PWB ENGINE ASS'Y,SP	23
⊙	302HP93110	2HP93110	PARTS LEFT COVER ASSY SP(PR)	9
⊙	302HP93160	2HP93160	PARTS FUSER 120 ASS'Y(PR)	13
⊙	302HP93170	2HP93170	PARTS FUSER 200 ASS'Y(PR)	13
⊙	302HP94020	2HP94020	PARTS,PWB DIMM PRINTER ASSY,SP	23
⊙	303H605010	3H605010	LABEL ORIGINAL MAX	19
⊙	303JT39020	3JT39020	COVER CF	1
⊙	303KN02030	3KN02030	COVER AT	24

• Parts with "⊙" indicate the spare parts.

SP	Part.No.	Alternative.	Description	Fig.No.	SP	Part.No.	Alternative.	Description	Fig.No.
	303KN02040	3KN02040	RETAINER FINISHER FL	24	⊙	66127010		SWITCH,COVER OPEN	21
	303KN02050	3KN02050	RETAINER FINISHER RL	24		68822330		BEARING,DRIVE	24
	303KN04040	3KN04040	GUIDE INSERT	24	⊙	76727010		ORIGINAL SIZE SWITCH	19
	303KN16180	3KN16180	SPRING SOL A	17	⊙	7NMDD256MA01H01	NM037700	MEMORY MODULE	23
	303KN16311	3KN16311	SEAL ACT	17		7QPPT491F+++H01	NAEFJ010	TRANSISTOR PHOTO PT491FE0000F	2
⊙	303KN94010	3KN94010	PARTS,PRINTED W.BOARD JOB,SP	17	⊙	7SC010101+++H01	SC023350	SW.SEE SAW	22
⊙	303KN94040	3KN94040	PARTS.SOLENOID,SP	17	⊙	7SM010303+++H01	SM037910	SW.MICRO	15
⊙	33906160		GEAR 16,PAPER FEED	6		7YCC02B1001+H01	YC014610	CONNECTOR	2
⊙	33906400		FRICTION PLATE,BYPASS	18	⊙	7YCC08B2046+H01	YC026110	CONNECTOR	4,5,6
	33906900		COVER,CURSOR	19		7YCC08B2046+H02	YC026130	CONNECTOR	15,21
	33907170		DETECTION PLATE,PAPER SIZE	4,5		7YZM110004++H01	YZ037960	ACCESS.BUSHING	2
	33907210		CUSHION,CASSETTE WORK PLATE	4,5		7YZM210002++H01	YZ004730	ACCESS.EDGING	2,3,22
	34806040		LOWER BUSHING,PAPER FEED	6		7YZM210003++H01	YZ037970	ACCESS.EDGING	2,22
	34907150		PULLEY,CASSETTE	4,5		7YZM210004++H01	YZ037980	ACCESS.EDGING	22,23
⊙	34922420		GEAR 15	6		7YZM210006++H01	YZ038000	ACCESS.EDGING	8,15,22
⊙	35927420		SWITCH,SIZE	1,7		7YZM410001++H01	YZ037950	ACCESS.BAND	15
	3C007060		PAD,LIFT	19		7YZM420001++H01	YZ042730	ACCESS.BAND	19
⊙	3CF04060		PLATE NUMBER4	5		7YZM510007++H01	YZ042780	ACCESS.SPACER	22
	3CY06030		RETAINER M4	4,5		7YZM610001++H01	YZ010230	ACCESS.SADDLE	2,21,22
⊙	3CY06090		RACK CURSOR	4,5		7YZM610002++H01	YZ010240	ACCESS.SADDLE	2,16
⊙	3CY06100		GEAR 20,CURSOR	4,5		7YZM610003++H01	YZ010250	ACCESS.SADDLE	15,16,22,23
	3CY07080		BUSHING 6	2,17,24		7YZM610004++H01	YZ012210	ACCESS.SADDLE	14,22
	3HK27050		CORE 8-16X10	14,16		7YZM610005++H01	YZ012220	ACCESS.SADDLE	23
	3HL10170		COLLAR EJECT	15		7YZM610007++H01	YZ023340	ACCESS.SADDLE	2,3,7,8
	4AK73740	5MVL221WN33	LABEL CONTAINER T1	1		7YZM610008++H01	YZ037940	ACCESS.SADDLE	2,16
	4AK73750	5MVL221WN34	LABEL CONTAINER T2	1		7YZM610015++H01	YZ046900	ACCESS.SADDLE	22
	4AK73760	5MVL221WN35	LABEL CONTAINER T3	1		7ZG65TAV+080H01	ZG046700	SHIELD GASKET	3
	4AK73770	5MVL221WN36	LABEL CONTAINER T4	1		7ZG65TSV+020H01	ZG046810	SHIELD GASKET	9
⊙	5FNXGP1A73A++02	2DC27180	PT.SENSOR GP1A73AJ00/ BK	6		7ZGSSTG31020H01	ZG046820	SHIELD GASKET	23
	5MMS626SD003	2BM04100	PLATE MAGCHATCH	1		7ZGSTG77+014H01	ZG045150	SHIELD GASKET	9
	5MMT263SN012++R	2D903100	SCREW OP / M3 X 8 CRFREE A4	23		M7005010		CLAMP,EMT-3N(TAKEUCHI)	3
	5MMW261SD004	3B706550	SPRING COVER R /40283V0069 A4	1					
	5MMW465LD003	2D915380	SPRING SHUTTER WASTE/A-80 A4	10					
	5MMX321LD039	2D902590	PLATE WASTE SENSOR /A-80 A3	2					
	5MVB743SL004	2BL26210	RAIL OPTION A /B-05 CONT BOX A2	23					
	5MVB743SL005	2BL26220	RAIL OPTION B /B-05 CONT BOX A2	23					
	5MVL177DN001	2FB06810	RING STOPPER 4	18					
	5MVM176XN001	2BM14330	BUSH D1234	18					
	5MVS313SB002	2BR08310	SPACER LED /43587J2063 A4	2					
	5MVS665KB001	2BM40060	CUT WASHER	14,15					
	5MVX111DN003	2A806250	RING STOPPER /A-49 FEED A4	6,7,8,9,14,15 17,18,20,24					
⊙	5MVX321CE001	3CF04050	PLATE NUMBER 3 /3CF0405 A4	5					
	5MVX332DB020	2BS08510	SHUTTER WASTE /43587J2027 A4	10					
	5MVX421DN003	2BL06490	LOCK COVER R /40283V0068 A4	1					
	60804120		MAGNET CATCH	1,16					
⊙	60907170		CUSHION,CASSETTE R	4,5					
⊙	61705110		LABEL,PAPER UPPER LIMIT	5					
	66106080		SPRING,PAD	4,5					
	66107100		PAD,CASSETTE	4,5					

• Parts with "⊙" indicate the spare parts.

KYOCERA MITA EUROPE B.V.

Hoeksteen 40, 2132 MS Hoofddorp,
The Netherlands
Phone: +31.20.654.0000
Home page: <http://www.kyoceramita-europe.com>
Email: info@kyoceramita-europe.com

KYOCERA MITA NEDERLAND B.V.
Beechavenue 25,1119RA Schiphol-Rijk
The Netherlands
Phone: +31.20.58.77.200

KYOCERA MITA (UK) LTD
8 Beacontree Plaza
Gillette Way Reading Berks RG2 OBS,
U.K.
Phone: +44.1189.311.500

KYOCERA MITA ITALIA S.p.A.
Via G. Verdi, 89 / 91, 20063 Cernusco s/N
Milano, Italy
Phone: +39.02.92179.1

S.A. KYOCERA MITA BELGIUM N.V.
Hermesstraat 8A,1930 Zaventem,
Belgium
Phone: +32.2.720.9270

KYOCERA MITA FRANCE S.A.
Parc Les Algorithmes Saint Aubin
91194 GIF-SUR-YVETTE,
France
Phone: +33.1.6985.2600

KYOCERA MITA ESPAÑA S.A.
Edificio Kyocera, Avda de Manacor No. 2,
28290 Las Matas (Madrid),
Spain
Phone: +34.91.631.8392

KYOCERA MITA FINLAND OY
Kirvesmiehenkatu 4, 00880 Helsinki,
Finland
Phone: +358.9.4780.5200

KYOCERA MITA (SCHWEIZ)
Hohlstrasse 614, 8048 Zürich
Switzerland
Phone: +41.1.908.4949

KYOCERA MITA DEUTSCHLAND GMBH
Mollsfeld 12,40670 Meerbusch,
Germany
Phone: +49.2159.918.0

KYOCERA MITA GMBH AUSTRIA
Eduard-Kittenberger-Gasse 95,
1230 Wien,
Austria
Phone: +43.1.86338.210

KYOCERA MITA SVENSKA AB
Vretenvägen 2, 6tr, 17 154 Solna,
Sweden
Phone: +46.8.546.55000

KYOCERA MITA NORGE
Postboks 150 Oppsal, NO 0619 Oslo
Olaf Helsetsvai 6, NO 0694 Oslo,
Norway
Phone: +47.22.62.73.00

KYOCERA MITA DANMARK A/S
Ejby Industrivej 1, DK-2600 Glostrup,
Denmark
Phone: +45.5687.1100

KYOCERA MITA PORTUGAL LDA.
Rua do Centro Cultural, 41 (Alvalade) 1700-106 Lisbon,
Portugal
Phone: +351.21.842.9100

KYOCERA MITA SOUTH AFRICA (PTY) LTD.
527 Kyalami Boulevard,
Kyalami Business Park Midrand,
South Africa
Phone: +27.(0)11.540.2600

KYOCERA MITA AMERICA, INC.

Headquarters:
225 Sand Road,
Fairfield, New Jersey 07004-0008,
U.S.A.
Phone: (973) 808-8444

KYOCERA MITA AUSTRALIA PTY. LTD.
Level 3, 6-10 Talavera Road, North Ryde,
N.S.W. 2113 Australia
Phone: (02) 9888-9999

KYOCERA MITA NEW ZEALAND LTD.
1-3 Parkhead Place, Albany
P.O. Box 302 125 NHPC, Auckland,
New Zealand
Phone: (09) 415-4517

KYOCERA MITA (THAILAND) CORP., LTD.
9/209 Ratchada-Prachachem Road,
Bang Sue, Bangkok 10800, Thailand
Phone: (02) 586-0320

KYOCERA MITA SINGAPORE PTE LTD.
121 Genting Lane, 3rd Level,
Singapore 349572
Phone: 67418733


KYOCERA MITA HONG KONG LIMITED
11/F., Mita Centre,
552-566, Castle Peak Road,
Tsuen Wan, New Territories,
Hong Kong
Phone: 24297422

KYOCERA MITA TAIWAN Corporation.
7F-1~2, No.41, Lane 221, Gangchi Rd.
Neihu District, Taipei, Taiwan, 114. R.O.C.
Phone: (02) 87511560

KYOCERA MITA Corporation

2-28, 1-chome, Tamatsukuri, Chuo-ku
Osaka 540-8585, Japan
Phone: (06) 6764-3555
<http://www.kyoceramita.com>

©2006 KYOCERA MITA Corporation

 is a trademark of Kyocera Corporation

KYOCERA MITA AMERICA, INC.

Headquarters:

225 Sand Road,
Fairfield, New Jersey 07004-0008
TEL : (973) 808-8444
FAX : (973) 882-6000

New York Branch:

1410 Broadway 23rd floor
New York, NY 10018
TEL : (917) 286-5400
FAX : (917) 286-5402

Northeastern Region:

225 Sand Road,
Fairfield, New Jersey 07004-0008
TEL : (973) 808-8444
FAX : (973) 882-4401

Midwestern Region:

201 Hansen Court Suite 119
Wood Dale, Illinois 60191
TEL : (630) 238-9982
FAX : (630) 238-9487

Western Region:

14101 Alton Parkway,
Irvine, California 92618-7006
TEL : (949) 457-9000
FAX : (949) 457-9119

Southeastern Region:

1500 Oakbrook Drive,
Norcross, Georgia 30093
TEL : (770) 729-9786
FAX : (770) 729-9873

Southwestern Region:

2825 West Story Road,
Irving, Texas 75038-5299
TEL : (972) 550-8987
FAX : (972) 252-9786

National Operation Center & National Training Center:

2825 West Story Road,
Irving, Texas 75038-5299
TEL : (972) 659-0055
FAX : (972) 570-5816

Latin America Division:

8240 N.W. 52nd. Terrace Dawson Building,
Suite 108 Miami, Florida 33166
TEL : (305) 421-6640
FAX : (305) 421-6666

KYOCERA MITA CANADA, LTD.

6120 Kestrel Road, Mississauga,
Ontario L5T 1S8, Canada
TEL : (905) 670-4425
FAX : (905) 670-8116

KYOCERA MITA MEXICO, S.A. DE C.V.

Av. 16 de Septiembre #407
Col. Santa Inés,
Azcapotzalco México,
D.F. 02130, México
TEL : (55) 5383-2741
FAX : (55) 5383-7804