

COMPLETE CATALOGUE 2015 / 2016

Innovative products for the professional user

It's electric.

**BACH
MANN**

Bachmann International. Build on the best connections.

Bachmann makes connections. So power and data are available right where you need them. For industrial, commercial and home applications, in offices and training rooms, on desks and on conference tables. Bachmann Facility and IT systems are flexible enough that you can modify them at any time to suit future power or data management needs. And with Bachmann's up-to-the-minute range of electrical materials, you can be sure of satisfying even your customers' more unusual electrical and electronics requirements.

One of Bachmann's primary objectives is to deliver innovative products to help our customers achieve long-term success. For this reason we exploit all the possibilities offered by professional engineering and modern process management to develop our standardised and customised systems and products.

Consider, for example, energy management optimisation and the efficient use of energy. Day after day our technical specialists help you access new ways of improving energy efficiency with the aid of intelligent new products. Discuss your projects with us if you would like to improve your connections. We will be there from the initial in-depth consultation, supply you with components and modules ready for installation and assist you in planning and developing your specific solutions. And we will use every opportunity to exceed your expectations of us and our systems.

We look forward to making the best connections for you - and with you.

Quality at all levels

Do not be satisfied until you have the optimum solution. A philosophy that applies at every level of our company and that is consistently demonstrated by all our employees.

The result: products to match the best on the world's markets, outside and inside.

This is also evident from our certification to DIN EN ISO 9001:2000.



World of opportunities4



IT POWER SOLUTIONS.....8

Distribution systems offering efficient energy management for modern IT solutions. Everything from power for control cabinets to high-quality built-in electronic components.



FACILITY SOLUTIONS80

Elegant, practical solutions for energy and data connections in office, training and conference rooms. Flexible, modular systems for all power supply and communications needs.



INDUSTRIAL SOLUTIONS.....208

Power strips for power and data, plus modules for compressed air, ESD and workstation illumination. Bachmann quality for modern manual workstations.



INSTALLATION.....228

Our extensive range of electrical and electronics products. Everything the technician needs, and always the state of the art - trusted components, high quality products.



KITCHEN SOLUTIONS342

Power strips especially adapted for kitchens fit seamlessly into all kitchen furniture.

World of opportunities



Function modules can be integrated ex factory



Anti-theft bracket

This stainless steel lock bracket is a permanent fixture and allows a Kensington lock to be attached. Anti-theft protection for mobile hardware such as laptops, desktop PCs, projectors, LCD screens, tablets, etc.




Overvoltage protection

These days the failure of electrical and electronic equipment is a real nightmare scenario. Protection against excess electric voltage is more important than ever for electrical and electronic equipment. "24/7 availability" is now essential for many users. Don't worry: the Bachmann strip with built-in overvoltage protection is the answer.



Mains and frequency filters

Mains and frequency filters ensure effective screening and smoothing of the input voltage. Only "clean" voltage gets through our mains and frequency filters. Voltage stabilisation and the filtering out of disturbance frequencies allows the connected device to run properly and smoothly.



Loudspeaker module

Make direct broadcasts - without making a lot of noise. A Bachmann loudspeaker module used for a presentation, video or phone conference allows you to make direct broadcasts. The overall volume of the indirect broadcast can therefore be reduced significantly. Our modules are available in 8 ohm and also 100V technology.


USB hub 3.0

The USB 3.0 hub is an active component. It has a plug mains adaptor, that supplies the connected USB devices with power.




USB 3.0 keystone module

The USB keystone module supports USB 3.0 and allows data to be transferred at high speed. Three different socket/socket combinations are available for different configurations.



USB charger

The USB charger component has 2 ports with max. 2.15 A. Integrated in Bachmann products, the ability to charge mobile devices using the universal USB charger is very convenient and the integrated mains adaptor frees up socket outlets too.



Residual current circuit breaker / miniature circuit breaker

The residual current circuit breaker / miniature circuit breaker integrated in a Bachmann strip gives you peace of mind. The user can select between the two circuit breakers. But they can of course be combined too.



Data switch

Small, compact and can be integrated in Bachmann power strips: the high-speed network data switch provides PoE (Power over Ethernet) for selected devices.






RCM


RCM is the abbreviation for Residual Current Monitor.

The use of an RCM allows drops in the level of insulation (creepage / leakage currents) of a power supply to be detected during operation before a high residual current causes protective devices to trip.



Automatic switchoff

The automatic switchoff unit allows efficient savings in power consumption by modern-day office equipment during non-working hours. Switching equipment off completely is no longer left to chance: power saving now begins as soon as the workstation PC is shut down. The effectiveness of this system exceeds the savings possible with master-and-slave multiple-socket outlets, since virtually no standby current is drawn by the master device and total power consumption during on-working hours is zero.



BlueNet BN3000

BlueNet BN3000 has an optimised shape factor, PDUs that can be cascaded via Modbus and a rotatable OLED display. The data centre's mains supply is monitored and remotely controlled from the comfort of your desk with BlueNet Network products. BlueNet increases data centre availability, minimises down times and cuts costs. BlueNet monitors current, voltage and power. This allows resources to be planned efficiently and alarms to be issued in the event of faults.



BlueNet BN2000

BlueNet BN2000 has a space-saving shape factor and state-of-the-art means of monitoring the data centre infrastructure. As well as measuring the current, voltage and power, external sensors can also be used to monitor temperature and air humidity. The values are either queried via an Ethernet interface on every PDU or via the Ethernet interface of the Power Line Concentrator. This is turn queries up to 500 PDUs using Power Line Communication. Savings are made in terms of wiring costs and Ethernet infrastructure.


868 MHz radio modules

The radio modules allow socket outlets to be remotely switched by hand. Great attention is paid to the radio range, radio penetration and switching reliability. The flexibility and convenience of our radio technology can be seen in applications such as controlling circulating pumps (heating), devices behind furniture and in other hard-to-reach locations, room lighting, and appliances with standby mode (e.g. entertainment systems).



WiFi module

The new BlueNet WiFi module provides three separate switching and measuring groups for extended power metering and temperature measuring, the switching of individual socket outlets and complete power strips. The management interface is integrated in the web server and is operated via the web browser in the network or with Dynamic DNS via the Internet. The BlueNet WiFi app is available for mobile end devices. Switching can be performed both manually and automatically using load, temperature or time thresholds which can be set individually.



Bachmann products provide solutions that are as individual as life itself.



IT POWER SOLUTIONS

Passive PDUs

Basic PDU 19" 1 U	18
Basic PDU 19" > 1 U	22
Basic PDU 19" 2 U	24
Basic PDU Vertical	26

Intelligent PDUs

Overview of Bachmann BlueNet.....	32
--	-----------

NEW BlueNet BN0500	36
Power metering via local display	

BlueNet BN1000	38
Power metering and switching via WLAN / LAN	

BlueNet BN2000.....	46
Power metering via local display and network	

BlueNet BN2000 PLC	50
Power metering via local display, network and PowerLine	

NEW BlueNet BN3000 master / slave.....	54
Power metering via local display and network	

BlueNet BN3000 RCM.....	58
Residual current measurement and power metering via display and network	

BlueNet Switched.....	60
Switching via network	

BlueNet Managed.....	61
Power metering and switching via local display and network	

Intelligent distributors & retrofit solutions

BlueNet BN2000 Inline 62

Power metering via local display and network

BlueNet BN2000 Inline PLC 64

Power metering via local display, network and PowerLine

BlueNet Power Unit 2 U (modular)..... 66

BlueNet Power Unit 3 U (modular + integrated fuses)..... 74 NEW

Power metering via local display and network

Accessories

Fixing materials 76

Connecting cable C13 / C14 / C19 / earthing contact plug 77

Shift lock 78

Data cables..... 79



World of opportunities




Function modules can be integrated ex factory




Overvoltage protection

These days the failure of electrical and electronic equipment is a real nightmare scenario. Protection against excess electric voltage is more important than ever for electrical and electronic equipment. "24/7 availability" is now essential for many users. Don't worry: the Bachmann strip with built-in overvoltage protection is the answer.



Mains and frequency filters


Mains and frequency filters ensure effective screening and smoothing of the input voltage. Only "clean" voltage gets through our mains and frequency filters. Voltage stabilisation and the filtering out of disturbance frequencies allows the connected device to run properly and smoothly.



USB charger

The USB charger component has 2 ports with max. 2.15 A.

Integrated in Bachmann products, the ability to charge mobile devices using the universal USB charger is very convenient and the integrated mains adaptor frees up socket outlets too.



Residual current circuit breaker / miniature circuit breaker

The residual current circuit breaker / miniature circuit breaker integrated in a Bachmann strip gives you peace of mind. The user can select between the two circuit breakers. But they can of course be combined too.


RCM

RCM is the abbreviation for Residual Current Monitor. The use of an RCM allows drops in the level of insulation (creepage / leakage currents) of a power supply to be detected during operation before a high residual current causes protective devices to trip.



BlueNet BN3000

BlueNet BN3000 has an optimised shape factor, PDUs that can be cascaded via Modbus and a rotatable OLED display. The data centre's mains supply is monitored and remotely controlled from the comfort of your desk with BlueNet Network products. BlueNet increases data centre availability, minimises down times and cuts costs. BlueNet monitors current, voltage and power. This allows resources to be planned efficiently and alarms to be issued in the event of faults.



BlueNet BN2000


BlueNet BN2000 has a space-saving shape factor and state-of-the-art options for monitoring the data centre infrastructure. As well as measuring the current, voltage and power, external sensors can also be used to monitor temperature and air humidity. The values are either queried via an Ethernet interface on every PDU or via the Ethernet interface of the Power Line Concentrator. This is turn queries up to 500 PDUs using Power Line Communication. Savings are made in terms of wiring costs and Ethernet infrastructure.



WiFi module

The new BlueNet WiFi module provides three separate switching and measuring groups for extended power metering and temperature measuring, the switching of individual socket outlets and complete power strips. The management interface is integrated in the web server and is operated via the web browser in the network or with Dynamic DNS via the Internet.

The BlueNet WiFi app is available for mobile end devices. Switching can be performed both manually and automatically using load, temperature or time thresholds which can be set individually.



You can also use the product configurator at bachmann.com

Bachmann products provide solutions that are as individual as life itself.



Bachmann IT POWER SOLUTIONS

Systematic power distribution

40 years of experience in developing, manufacturing and distributing power distribution solutions. True to this history, Bachmann is synonymous with high-quality and innovative electronics and high measurement accuracy, packaged in extremely robust aluminium housings.

We provide solutions in IT energy distribution. Our intelligent and modular product range provides great peace of mind. The PDU Basic power distribution unit and Bachmann's BlueNet products meet all key requirements for future-proofed, highly efficient energy distribution, especially for data centres.

Bachmann power distribution provides various solutions for this sector:

- New and intelligent energy distribution systems
- Upgrading of existing energy distribution systems
- Combination of existing PDUs and Bachmann IT POWER SOLUTIONS products.



For more information, please visit www.bachmann.com



Bachmann - quality that connects

Research & development

- Company's sites in Germany and China
- Company's labs for running function and safety tests
- Certification in line with the strictest standards (e.g. DIN EN ISO 9001)
- Strong development network with external partners

Sales

SUBSIDIARIES:

- Bachmann Romania S.R.L., Medias / Romania
- Bachmann Hong Kong Ltd., Hong Kong/China
- Bachmann SARL Tremblay / France
- Bachmann Electrical Engineering Ltd. Milton, Keynes / UK
- Bachmann S.A., Barcelona / Spain

REPRESENTATIONS:

Spain / Portugal / Switzerland / Belgium / Luxembourg / Netherlands / Italy / France / Sweden / Norway / Denmark
 Finland / United Kingdom / Ireland / Austria / Hungary / Russia / Czech Republic / Poland / Asia / Romania


- Close partnership with electrical wholesalers
- Key account managers
- Customer-specific OEM solutions
- Individual project solutions

Production

- Production sites in Germany, Romania and China
- 100% function testing in production



Modular PDU inserts



In our IEC320 C-13 power strips, the C-14 plugs can be reliably locked with a PVC clip.

Bachmann IT POWER SOLUTIONS

For future-proofed, highly efficient energy distribution in

- the data centre
- Server rack
- Network rack



The benefits at a glance

- Customised solutions in series quality possible
- Country-specific designs possible
- Certified and tested technology
- Extremely compact design
- Very high power density



Integration of devices installed in series



RCD (residual current protection device)



RCD is the abbreviation for Residual Current Protective Device.

If an insulation error causes a dangerous contact voltage, RCDs have the job of interrupting all the poles on operating equipment within 0.2 or 0.4s.

RCM (residual current monitor)



RCM is the abbreviation for Residual Current Monitor.

The use of an RCM allows drops in the level of insulation (creepage / leakage currents) of a power supply to be detected during operation before a high residual current causes protective devices to trip.

The benefits at a glance


- Customised solutions in series quality possible
- Integration of up to 2 HP (36 mm) wide devices installed in series
- Selective, extremely compact fusing in the rack possible
- Use of RCD systems (residual current circuit breakers) possible
- Use of RCM systems (residual current monitoring) possible
- Integration of pulsed current meter possible



Bachmann IT Power Distribution guarantees a safe connection

IEC320 C13 lockable

Two locking clips to secure two power cables.
IEC320 C13 with IEC lock can be supplied.



IEC320 C19 with IEC lock


The IEC lock system protects computers, as servers and electrical equipment can become accidentally disconnected due to vibrations.

The benefits at a glance

- Plugs locked using PVC clip or IEC lock.
- Costs cut through use of server connection cables supplied
- Maximum availability
- No unintentional disconnection of the power supply and therefore the best plug contacts



Bachmann IT Power Distribution in high-quality aluminium housing



The benefits at a glance

- Space-saving integration of PDU in the server rack with scope for modular add-ons
- High-quality and very robust aluminium profile
- Extremely compact dimensions of 44 x 47 mm. This therefore provides plenty of space for data cabling and ventilation for cooling the server rack
- The IT PDUs can be linked together by a simple insertion mechanism, allowing various different plug versions to be combined with ease



IT PDU Basic 1 U

Power Distribution Units 230V / 50Hz

With its IT-PDU 1 U, Bachmann provides a huge choice of PDUs in a high-quality aluminium profile. With their extremely compact size of just 1 height unit, 44 mm in depth and 19" in width, the PDUs can be easily integrated in your IT rack.

Their multi-functional mounting brackets allow the units to be mounted in various ways (e.g. inwardly recessed). Our high quality standards ensure that the contact is reliable.



- Torsionally rigid 1 U aluminium profile, 19" format
- Up to 9 x socket inserts in the 19" format
- Flexible positioning and universal attachment options
- The modular platform allows individual solutions to be project planned

Versions available:

- Anodised profiles in black or grey
- End caps rivetted or rewirable
- Earthing contact and IEC320 socket outlets
- Various country versions
- Illuminated 2-pole switch
- Interlocking of IEC320 plugs
- 3-way and 12-way variants (no 19" format)
- Overvoltage protection 6.5 KA
- Mains and frequency filters
- Protection with miniature fuse
- 30 mA residual current device
- Miniature circuit breaker
- Master + slave function
- Socket inserts set at 35°

19" IT PDU Basic (230V / 50Hz)

Art. no.	Version	Colour (plastic / profile)
19" IT PDU Basic		
Without switch, 2.0 m H05VV-F 3G 1.50 mm ² , black, with right angle plug with earthing contact		
333.401	· 9 x socket outlet with earthing contact light grey	light grey / silver
333.506	· 9 x socket outlet with earthing contact black	black / black
333.539	· 9 x IEC320 non-heating appliance socket C13 black	light grey / silver
333.616	· 12 x IEC320 non-heating appliance socket C13 black	black / black
Without switch, 2.0 m H05VV-F 3G 1.50 mm ² , black, with IEC320 C20 plug		
333.815	· 8 x IEC320 non-heating appliance socket C19 black	light grey / silver
Without switch, without supply cable, rewireable with terminal block		
333.416	· 8 x socket outlet with earthing contact light grey	light grey / silver
333.830	· 12 x IEC320 non-heating appliance socket C13 black	black / black
With switch, 2.0 m H05VV-F 3G 1.50 mm ² , black, with right angle plug with earthing contact		
333.400	· 8 x socket outlet with earthing contact light grey	light grey / silver
333.505	· 8 x socket outlet with earthing contact black	black / black



available from stock

19" IT PDU overvoltage protection (230V / 50Hz)

Art. no.	Version	Colour (plastic / profile)
19" IT PDU Basic with overvoltage protection		
Without switch, 2.0 m H05VV-F 3G 1.50 mm ² , black, with right angle plug with earthing contact		
333.404	· 8 x socket outlet with earthing contact grey	light grey / silver
333.534	· 8 x socket outlet with earthing contact black	black / black
With switch, 2.0 m H05VV-F 3G 1.50 mm ² , black, with right angle plug with earthing contact		
333.405	· 7 x socket outlet with earthing contact light grey	light grey / silver
333.535	· 7 x socket outlet with earthing contact black	black / black
19" IT PDU Basic with overvoltage protection + mains and frequency filters		
Without switch, 2.0 m H05VV-F 3G 1.50 mm ² , black, with right angle plug with earthing contact		
333.402	· 6 x socket outlet with earthing contact light grey	light grey / silver
333.536	· 6 x socket outlet with earthing contact black	black / black
With switch, 2.0 m H05VV-F 3G 1.50 mm ² , black, with right angle plug with earthing contact		
333.403	· 5 x socket outlet with earthing contact light grey	light grey / silver
333.537	· 5 x socket outlet with earthing contact black	black / black
19" IT PDU Basic mains and frequency filters		
Without switch, 2.0 m H05VV-F 3G 1.50 mm ² , black, with right angle plug with earthing contact		
333.406	· 7 x socket outlet with earthing contact light grey	light grey / silver



available from stock

19" IT PDU Protection (230V / 50Hz)

Art. no.	Version	Colour (plastic / profile)
19" IT PDU Basic with fusing		
10A miniature fuse, 2.0 m H05VV-F 3G 1.50 mm ² , black, with IEC320 C14 plug		
333.410	· 8 x socket outlet with earthing contact red	light grey / silver
333.538	· 8 x socket outlet with earthing contact red	black / black
10A miniature fuse, 2.0 m H05VV-F 3G 1.50 mm ² , black, with right angle plug with earthing contact		
333.408	· 8 x IEC320 non-heating appliance socket C13 black	light grey / silver
10A miniature fuse, 2.0 m H05VV-F 3G 1.00 mm ² , black, with IEC320 C14 plug		
333.540	· 8 x IEC320 non-heating appliance socket C13 black	light grey / silver
1 x residual current device, tripping current 30 mA		
333.411	· 6 x socket outlet with earthing contact light grey	light grey / silver
1 x MCB 16A type B		
333.412	· 6 x socket outlet with earthing contact light grey	light grey / silver



IT PDU Basic (230V / 50Hz)



Art. no.	Version	Colour (plastic / profile)
----------	---------	----------------------------

IT PDU Basic

Without switch, 2.0 m H05VV-F 3G 1.50 mm ² , black, with right angle plug with earthing contact		
333.413	· 12 x socket outlet with earthing contact light grey	light grey / silver

10" IT PDU Basic (230V / 50Hz)



Art. no.	Version	Colour (plastic / profile)
----------	---------	----------------------------

IT PDU Basic

10", 2.0 m H05VV-F 3G 1.50 mm ² , black, with right angle plug with earthing contact		
333.417	· 3 x socket outlet with earthing contact light grey	light grey / silver
333.0122	· 4 x socket outlet with earthing contact light grey	light grey / silver

19" IT PDU master + slave (230V / 50Hz)

- Once master device is shut down/switched off, automatically isolates this and all slave devices from supply
- Automatically switches on master device and all slave devices once master device has been switched on
- Integral LED indicates switching status



Art. no.	Version	Colour (plastic / profile)
----------	---------	----------------------------

19" IT PDU master + slave

2.0 m H05VV-F 3G 1.50 mm ² , black, with right angle plug with earthing contact		
333.407	· 1 + 4 socket outlets with earthing contact, light grey	light grey / silver

19" fuse box (32 A / 400V / 50Hz)



- Space-saving option of splitting a 32 A / 400V infeed between two 16 A / 400 V infeeds
- 6 x 16A miniature circuit breaker, characteristic C

Art. no.	Version
----------	---------

19" IT PDU fuse box


Input: 32 A / 400V CEE plug outlet: 2 x 16 A / 400V coupling	
800.0120	· 6 x 16A miniature circuit breaker, characteristic C

V

IEC320 C13 lockable

Two locking clips to secure two power cables. Optimum interlocking only provided with Bachmann power cables.

Connecting cables and locking clips can be found on page 76.

**IEC320 C19 with IEC lock**

The IEC lock system protects computers, as servers and electrical equipment can become accidentally disconnected due to vibrations.

IT PDU Basic Switzerland



Art. no.	Version	Colour	Supply cable
19" IT PDU Basic Switzerland			
Without switch			
800.1259	8 x CH type 13 90°	black	2.0 m H05VV-F 3G 1.0mm ² with CH plug type 12
800.1262	8 x CH type 23 90°	black	3.0 m H05VV-F 3G 1.5mm ² with CH plug type 23
With switch			
800.1263	7 x CH type 13 90°	black	2.0 m H05VV-F 3G 1.0mm ² with CH plug type 12
800.1264	7 x CH type 23 90°	black	3.0 m H05VV-F 3G 1.5mm ² with CH plug type 23
19" IT PDU Basic overvoltage protection Switzerland			
Without switch			
800.1260	7 x CH type 13 90°	black	2.0 m H05VV-F 3G 1.0mm ² with CH plug type 12
800.1258	7 x CH type 23 90°	black	3.0 m H05VV-F 3G 1.5mm ² with CH plug type 23
19" IT PDU Basic overvoltage protection + mains and frequency filters Switzerland			
Without switch			
800.1261	5 x CH type 13 90°	black	2.0 m H05VV-F 3G 1.0mm ² with CH plug type 12
800.1265	5 x CH type 23 90°	black	3.0 m H05VV-F 3G 1.5mm ² with CH plug type 23

[available on request](#)

IT PDU Basic UK



Art. no.	Version	Colour
19" IT PDU Basic UK		
Without switch, 2.0 m, H05VV-F 3G 1.5 mm ² with UK plug		
333.804	7 x UK 90° shuttered	grey
With switch, 2.0 m, H05VV-F 3G 1.5 mm ² with UK plug		
333.805	6 x UK 90° shuttered	grey

[available on request](#)

IT PDU Basic France



Art. no.	Version	Colour
19" IT PDU Basic France		
Without switch, 2.0 m, H05VV-F 3G 1.5 mm ² with right angle plug with earthing contact		
333.418	9 x UTE socket outlet	grey
Without switch, rewirable with terminal block		
333.819	8 x UTE socket outlet	grey
With switch		
333.419	8 x UTE socket outlet + switch	grey
19" IT PDU Basic overvoltage protection France		
Without switch, 2.0 m, H05VV-F 3G 1.5 mm ² with right angle plug with earthing contact		
333.4061	8 x UTE socket outlet	grey
With switch, 2.0 m, H05VV-F 3G 1.5 mm ² with right angle plug with earthing contact		
333.838	7 x UTE socket outlet	grey
19" IT PDU Basic overvoltage protection + mains and frequency filters France		
Without switch, 2.0 m, H05VV-F 3G 1.5 mm ² with right angle plug with earthing contact		
333.4063	6 x UTE socket outlet	grey
With switch, 2.0 m H05VV-F 3G 1,5mm ² with right angle plug with earthing contact		
333.840	5 x UTE socket outlet	grey
19" IT PDU Basic with fuse France		
1 x residual current device, tripping current 30 mA		
2.0 m, H05VV-F 3G 1.5 mm ² with right angle plug with earthing contact		
333.4065	6 x UTE socket outlet	grey
1 x MCB 16A type B, 2,0 m H05VV-F 3G 1,5 mm ² with right angle plug with earthing contact		
333.4066	6 x UTE socket outlet	grey

[available on request](#)



PDU > 1 U ALU

Power distribution units

- Torsionally rigid profile > 1 U (52 mm), profile depth 44 mm
- Modular socket outlet design
- Standard socket colour white; other colours black, yellow, red, brown, blue and green also available
- Optionally includes illuminated 2-pole switch
- High-quality electronics components built in, e.g. overvoltage protection, mains and frequency filters
- Mounting brackets included

End caps riveted and do not open



Power input: 2.0 m, H05VV-F 3G 1.50 mm², grey, with moulded right angle plug with earthing contact with double earthing contact system, socket outlets white, set at 35°, including mounting brackets

Art. no. | Version

19", 8 x earthing contact **Length: 440 mm**

333.001 | · 8 x socket outlet with earthing contact, white

19", 7 x earthing contact **Length: 440 mm**

1 x switch, green

333.000 | · 7 x socket outlet with earthing contact, white
· Switch, green

19", 7 x earthing contact **Length: 440 mm**

1 x overvoltage protection

333.004 | · 7 socket outlets with earthing contact, white
· Overvoltage protection

19", 6 x earthing contact **Length: 440 mm**

1 x overvoltage protection, 1 x switch, green

333.005 | · 6 x socket outlet with earthing contact, white
· Switch, green
· Overvoltage protection

19", 5 x earthing contact **Length: 440 mm**

1 x overvoltage protection + mains and frequency filters

333.002 | · 5 x socket outlet with earthing contact, white
· Overvoltage protection + mains and frequency filters

19", 4 x earthing contact **Length: 440 mm**

1 x overvoltage protection + mains and frequency filters, 1 x switch, green

331.0202 | · 4 x socket outlet with earthing contact, white
· Switch, green
· Overvoltage protection + mains and frequency filters

available from stock



PDU > 1 U PVC

Power distribution units

- Torsionally rigid profile > 1 U (52 mm) in high-quality PVC, profile depth 44 mm
- Optionally includes illuminated 2-pole switch
- High-quality electronics components built in, e.g. overvoltage protection, mains and frequency filters
- Mounting brackets included

End caps riveted and do not open




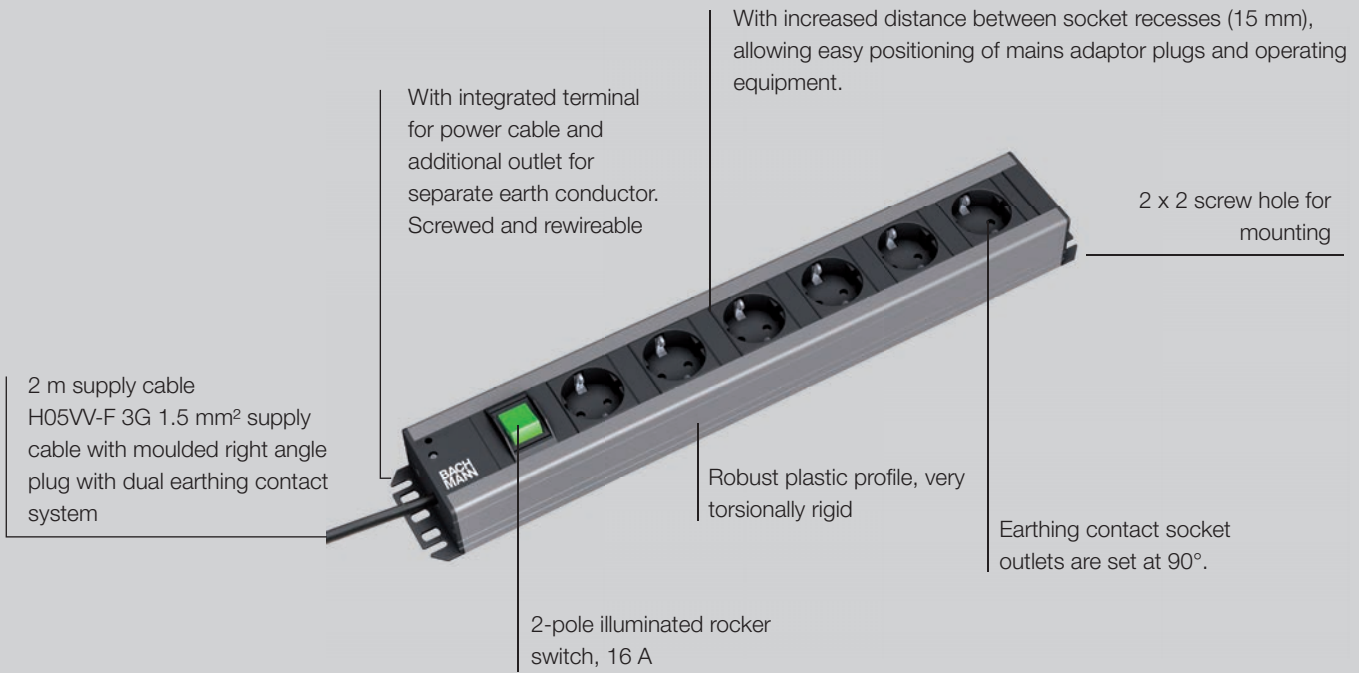
Power input: 2.0 m, H05VV-F 3G 1.50 mm², grey, with moulded right angle plug with earthing contact with dual earthing contact system, light grey RAL7035 socket outlets set at 35°, including mounting brackets

Art. no.	Version	Length: 440 mm
19", 8 x earthing contact		
333.601	· 8 x socket outlet with earthing contact	
19", 7 x earthing contact		
1 x switch, green		
333.600	· 7 socket outlets with earthing contact · Switch, green	
19", 7 x earthing contact		
1 x overvoltage protection		
333.604	· 7 x socket outlet with earthing contact · Overvoltage protection	
19", 6 x earthing contact		
1 x overvoltage protection, 1 x switch, green		
333.605	· 6 x socket outlet with earthing contact · Switch, green · Overvoltage protection	
19", 5 x earthing contact		
1 x overvoltage protection + mains and frequency filters		
333.602	· 5 x socket outlet with earthing contact · Overvoltage protection + mains and frequency filters	



available from stock





PDU 2 U

Power distribution units

With increased distance between socket recesses, allowing easy positioning of mains adaptor plugs and operating equipment.



The benefits at a glance

- End caps with additional screw holes for mounting in data racks
- Additional earth conductor can be connected without opening the housing
- PDUs in 19" dimensions available
- Modern, technical design

2 U PDU set at 90°



- Supply cable: 2.0 m H05VV-F 3G 1.50 mm², black, with right angle plug with earthing contact
- Socket inserts, black, 15 mm spacing between sockets

Art. no. | Version | Dimensions: (L x W x H)

Power strip 90° 19"

Without switch		
300.000	• 6 x socket outlet with earthing contact	approx. 445 x 74 x 45 mm
300.001	• 9 x socket outlet with earthing contact	approx. 617 x 74 x 45 mm
300.002	• 12 x socket outlet with earthing contact	approx. 790 x 74 x 45 mm



1 x rocker switch, green 19"

300.003	• 6 x socket outlet with earthing contact	approx. 445 x 74 x 45 mm
300.004	• 9 x socket outlet with earthing contact	approx. 617 x 74 x 45 mm
300.005	• 12 x socket outlet with earthing contact	approx. 790 x 74 x 45 mm



1 x overvoltage protection, 1 x rocker switch, green

300.011	• 6 x socket outlet with earthing contact	approx. 490 x 74 x 45 mm
---------	---	--------------------------

1 x overvoltage protection + mains and frequency filters, 1 x rocker switch, green

300.012	• 6 x socket outlet with earthing contact	approx. 575 x 74 x 45 mm
---------	---	--------------------------



[available from stock](#)

Overvoltage protection with filter

Overvoltage protection - conforms to EN 61643-1:2005, EN 61643-11:2002 + A11:2007, type 3, discharge current 6.5 kA, response time < 25 nS. Suitable for 16A (miniature fuse on request) with varistors, temperature fuse, gas discharge arrester, visual LED function and failure indicator (acoustic signalling also available on request).

Mains and frequency filters conforming to VDE 0565-3:05-2006, damping diagram on data sheet.

2 U PDU set at 35°



- Supply cable: 2.0 m H05VV-F 3G 1.50 mm², black
- Screwing dimension 465 mm, socket outlets set at 35°

Art. no. | Version | Dimensions: (L x W x H)

Power strip 35° 19"

Without switch		
300.006	• 8 x socket outlet with earthing contact	approx. 482.6 x 74 x 45 mm

1 x rocker switch, green 19"

300.007	• 7 x socket outlet with earthing contact	approx. 482.6 x 74 x 45 mm
---------	---	----------------------------



[available from stock](#)



Basic PDU Vertical

Power distribution units 230 - 400V / 50Hz

Development of the IT PDU focused on space-saving PDU integration in the server rack with scope for modular expansion. The high-quality and very robust aluminium profile measures a compact 44 x 47 mm. The space-saving design therefore provides space for data cabling and ventilation for cooling the server rack.

The IT PDUs can be linked together by a simple insertion mechanism, allowing various different plug versions to be combined.

The benefits at a glance

- Very high packing density (96A per side)
- Very good MTTR (mean time to repair)
- Space-saving (depth: 47 mm)
- Maximum availability thanks to total physical and electric separation
- Lockable C13 and C19 sockets
- Phases identified by colour

Sample rack configuration

Sample system for $4 \times 3 \times 16\text{A} / 400\text{V} = 44\text{ KW}$ (11 KW per Basic PDU)

IT PDU Basic 1 U
12 x IEC C320 C13 with interlock
6 x socket outlet with earthing contact
Split into 3 phases
Art. no. 800.0109
(See page 30)


IT PDU Basic 1 U
18 x IEC C320 C13 with interlock
3 x IEC C320 C19 with interlock
Split into 3 phases
Art. no. 800.0104
(See page 30)

Supply A
2 x 16A / 400V / 50Hz

IT PDU Basic 1 U
12 x IEC C320 C13 with interlock
6 x socket outlet with earthing contact
Split into 3 phases
Art. no. 800.0109
(See page 30)

IT PDU Basic 1 U
18 x IEC C320 C13 with interlock
3 x IEC C320 C19 with interlock
Split into 3 phases
Art. no. 800.0104
(See page 30)

Supply B
2 x 16A / 400V / 50Hz



Robust and compact fixing of two PDUs with vertical link.
(Art. no. 800.0053)




You can also use the product configurator
at bachmann.com

High density rack

Sample system for 4 x 3 x 16A / 400V = 44 kW (11 kW per feeder unit)

Basic PDU 16A / 400V / 50Hz



800.0113
(See page 30)

800.0113
(See page 30)

Supply A
16A / 400V / 50Hz

Supply B
16A / 400V / 50Hz

Supply A
16A / 400V / 50Hz

Supply B
16A / 400V / 50Hz

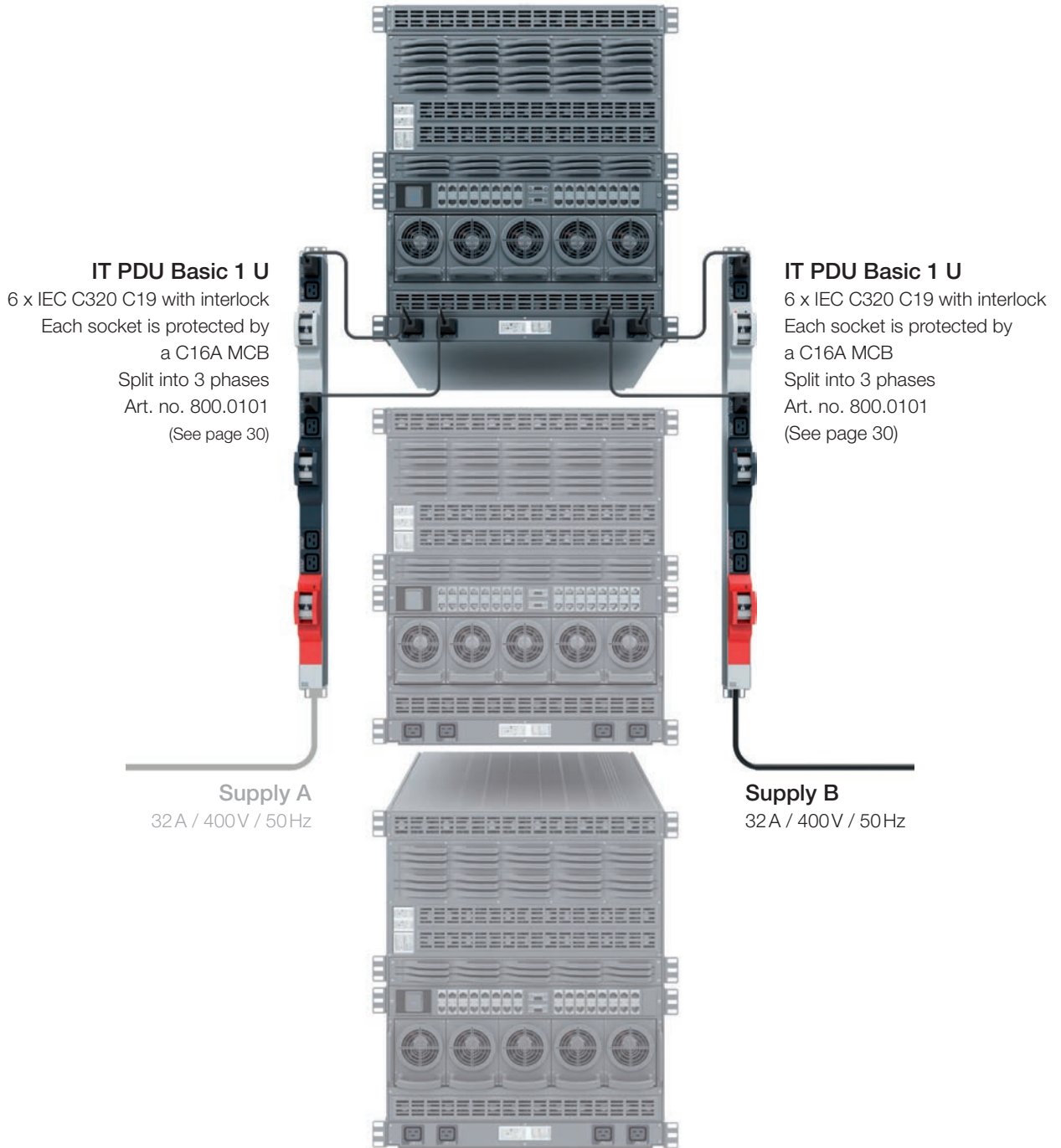
The benefits at a glance

- PDU with double infeed to increase performance or map redundancies.
- 2 galvanically isolated infeeds (16-32A / 230-400 V)

Blade center rack

Sample system for $2 \times 3 \times 32 \text{ A}/400\text{V} = 44 \text{ kW}$ (22 kW per Basic PDU)

Basic PDU 32 A / 400 V / 50 Hz



The benefits at a glance


- Little wiring work
- Rack with protection against accidental switching
- Selective protection structure
- Redundant power supply, specially for high ratings (22 kW / PDU)
- Compact PDU construction

Basic PDU Vertical

Power distribution units 230 - 400V / 50Hz

Article number	Cable type H05VV-F-	Length (m)	Plug	Phases	Rated voltage (V)	Current per phase in A	C-16A miniature circuit breaker	C-13	C-19 IEC lock	SOEC*	Outlets in total	Dimensions (WxHxD) in mm
19" IT PDU Basic 3 x (16 A / 400 V / 50 Hz)												
800.0111	5G 2.5 mm ²	3	CEE	3	400	16			6		6	482.6 x 44 x 47
IT PDU Basic (16 A / 230 V / 50 Hz)												
V 800.1657	3G 2.5 mm ²	3	CEE	1	230	16		24	3		27	1075 x 44 x 47
IT PDU Basic (32 A / 230 V / 50 Hz)												
V 800.0119	5G 4 mm ²	3	CEE	1	230	32	2	20			20	778 x 44 x 47
IT PDU Basic 3 x (16 A / 400 V / 50 Hz)												
V 800.0104	5G 2.5 mm ²	3	CEE	3	400	16		18	3		21	821 x 44 x 47
V 800.0105	5G 2.5 mm ²	3	CEE	3	400	16		18			18	821 x 44 x 47
800.0107	5G 2.5 mm ²	3	CEE	3	400	16				15	15	821 x 44 x 47
V 800.0109	5G 2.5 mm ²	3	CEE	3	400	16		12		6	18	821 x 44 x 47
V 800.1656	5G 2.5 mm ²	3	CEE	3	400	16		24	3		27	1075 x 44 x 47
V 800.0113	2 x 5G 2.5 mm ²	2 x 3	2 x ES	6	400	16		36		12	48	1840 x 44 x 47
V 800.0114	2 x 5G 2.5 mm ²	2 x 3	2 x ES	6	400	16		48			48	1840 x 44 x 47
IT PDU Basic 3 x (32 A / 400 V / 50 Hz)												
800.0100	5G 4 mm ²	3	CEE	3	400	32	6		12		12	1075 x 44 x 47
800.0101	5G 4 mm ²	3	CEE	3	400	32	6		6		6	820 x 44 x 47
V 800.0102	5G 4 mm ²	3	CEE	3	400	32	6	36			36	1586 x 44 x 47

available from stock



Accessories

Mounting kits for IT PDUs

- Power strip is fixed by insertion into the profile groove provided
- No additional screws required

Art. no. | Version

1 U mounting brackets


940.143 | · Mounting brackets left and right

1 U link

800.0053 | · For connecting 2 vertically fitted PDUs

Locking clips

940.103 | · Red locking clip for IEC320 non-heating appliance sockets C13, supplied in packs of 12.



Connecting cables for power supply

Cable cross-section mm ²	Cable length (m)	Plug	Coupling	Art. no.	Cable colour	Art. no.	Cable colour
1.0	0.50	C14	C13	356.119	black	356.900	grey
1.0	0.75	C14	C13	356.169	black	356.901	grey
1.0	1.00	C14	C13	356.120	black	356.902	grey
1.0	1.50	C14	C13	356.127	black	356.903	grey
1.0	2.00	C14	C13	356.171	black	356.904	grey
1.5	0.50	ECP*	C13	356.172	black	356.905	grey
1.5	0.75	ECP*	C13	356.1721	black	356.906	grey
1.5	1.00	ECP*	C13	356.1722	black	356.907	grey
1.5	1.50	ECP*	C13	356.1723	black	356.908	grey
1.5	2.00	ECP*	C13	354.127	black	356.909	grey
1.5	0.50	C20	C19	356.1731	black	356.910	grey
1.5	0.75	C20	C19	356.1732	black	356.911	grey
1.5	1.00	C20	C19	356.1733	black	356.918	grey
1.5	1.50	C20	C19	356.183	black	356.935	grey
1.5	2.00	C20	C19	356.1735	black	356.936	grey
1.5	0.50	ECP*	C19	356.1971	black	356.937	grey
1.5	0.75	ECP*	C19	356.1972	black	356.938	grey
1.5	1.00	ECP*	C19	356.1973	black	356.939	grey
1.5	1.50	ECP*	C19	356.1974	black	356.940	grey
1.5	2.00	ECP*	C19	356.1975	black	356.941	grey



*ECP=earthing contact plug

**SOEC=socket outlet with earthing contact



BlueNet

The intelligent, modular energy management system

BlueNet offers a total solution for structuring, controlling and monitoring IT power networks. It captures consumption and output data and provides the user with relevant data and control options for modern power management.

BlueNet
Efficient Power Management

Energy management

Monitor energy costs with BlueNet. All data, such as current, voltage, power, is depicted by the software and display. Loads can then be distributed such that failures due to circuit overloads no longer occur. Messages can be triggered automatically by means of adjustable threshold valves. Restarts controlled by web link further increase availability and flexibility.

The BlueNet technology can be easily integrated in superordinate infrastructure software solutions using extensive, integrated interfaces.

Safety

Every Bachmann PDU is tested and documented one port at a time using a computer-based test program during production.

Electronic components are continually subjected to stress tests to guarantee consistent quality.

BlueNet is only integrated in compact, very robust, yet weight-optimised aluminium housings.

Most of the requirements in relevant standards and guidelines are exceeded.

Energy efficiency

Bachmann BlueNet PDUs save energy. The technology used has some of the lowest operating consumption levels for intelligent measurement systems in the world.

The modular structure of the BlueNet PDUs guarantees maximum packing density. The tiny amount of space needed by the PDUs leaves room for cabling and air conditioning in the rack. The BlueNet Basic Monitored series is one of the most compact power metering solutions with integrated network and sensor interface anywhere in the world.



BlueNet product matrix

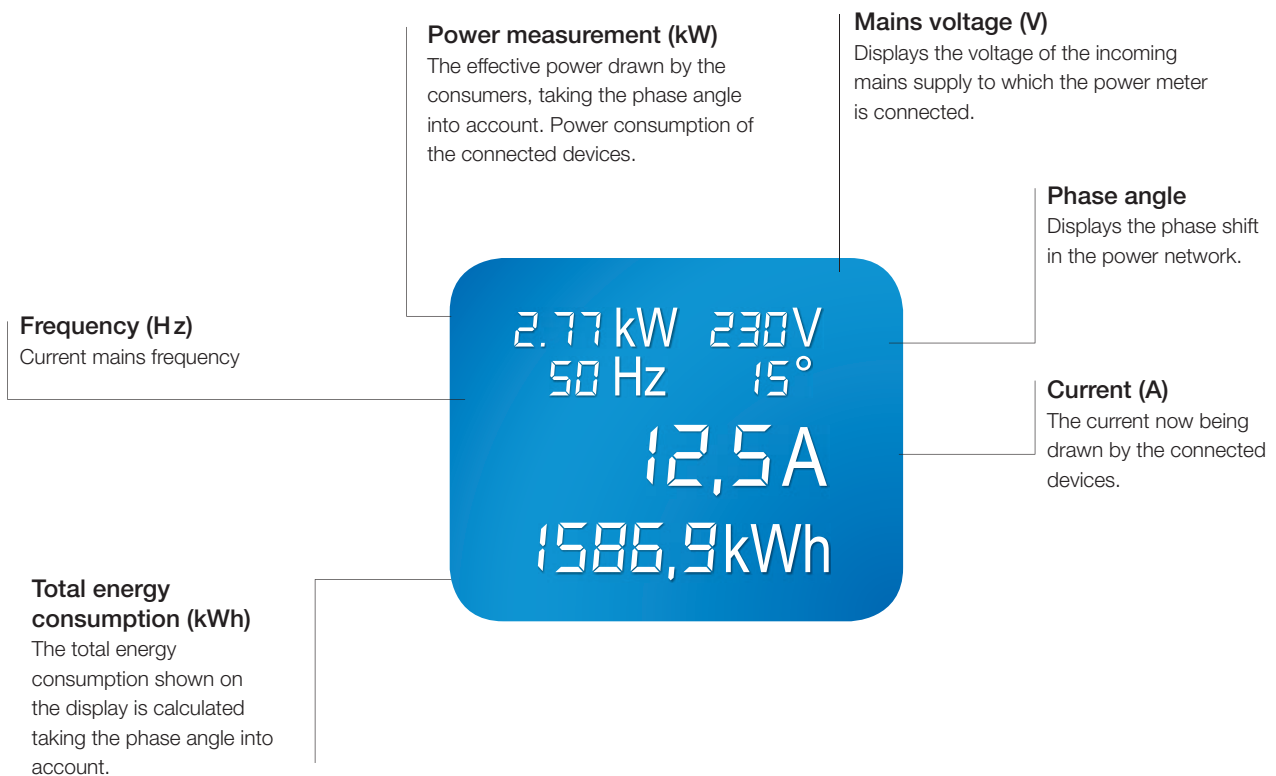
	BN0500	BN1000	BN2000	BN2000 PLC	BN2000 Inline	BN2000 Inline PLC	BN3000	Switched	Managed	Power unit
MEASUREMENT										
Current	x	x	x	x	x	x	x		x	x
Voltage	x	x	x	x	x	x	x		x	x
Phase angle	x	x	x	x	x	x	x		x	x
Frequency	x	x	x	x	x	x	x		x	x
Effective power	x	x	x	x	x	x	x		x	x
Reactive power		x	x	x	x	x	x		x	x
Apparent power		x	x	x	x	x	x		x	x
Energy meter	x	x	x	x	x	x	x		x	x
Power factor		x	x	x	x	x	x		x	x
Neutral conductor monitoring			x	x	x	x	x		x	x
Measurement per phase	x	x	x	x	x	x	x		x	x
Optional residual current measurement							x			
Measurement accuracy	1%	1%	1%	1%	1%	1%	1%		1%	1%
DISPLAY										
Type	LCD	–	TFT	TFT	TFT	TFT	OLED		LCD	LCD
Display can be rotated using software			x	x	x	x	x			
SENSORS										
Connections for external sensors		1	2	2	2	2	2			
Socket outlets can be switched		x						x	x	
Switching status check								x	x	

	BN0500	BN1000	BN2000	BN2000 PLC	BN2000 Inline	BN2000 Inline PLC	BN3000	Switched	Managed	Power unit
SWITCH										
Timer function		x								
Threshold value switching function		x								
COMMUNICATION										
Ethernet (10/100 Mbit/s)		x	x	x	x	x	x	x	x	x
WiFi 802.11 b/g/n		x								
PowerLine communication				x		x				
ModBus TCP							x	x	x	x
HTTP		x	x	x	x	x	x	x	x	x
HTTPS		x					x	x	x	x
SSH							x	x	x	x
DHCP		x	x	x	x	x	x	x	x	x
SMTP		x					x	x	x	x
SNMPv2			x	x	x	x	x	x	x	x
SNMPv3							x			
SNMP Trap							x	x	x	x
Syslog			x	x	x	x	x	x	x	x
NTP		x	x	x	x	x	x	x	x	x
OPERATION										
Web browser		x	x	x	x	x	x	x	x	x
Mobile app		x								
Local			x	x	x	x	x			



BlueNet BN0500

Current and power metering via local display









The benefits at a glance

- Current measurement
- Voltage measurement
- Phase angle measurement
- Effective power measurement taking phase angle into account
- Frequency measurement
- BlueNet display
- Accuracy class 1

BlueNet BN0500 (16 A / 230 V / 50 Hz)

Integrated measurement of:

- current, effective power, voltage, frequency, phase angle and energy
- Indication on illuminated LCD
- Energy meter which can be reset (value is stored even if there is no power supply)
- Accuracy of measurement +/- 1 %
- End caps riveted and do not open
- Includes mounting brackets and screws
- Plastic black, aluminium profile silver

Art. no.	Version	Dimensions (L x W x H)	
BlueNet BN0500			
integrated power metering, 2.0 m H05VV-F 3G 1.5 mm ² , black, with right angle plug with earthing contact			
800.2054	· 8 x socket outlet with earthing contact	approx. 482.6 x 44 x 44	
800.2055	· 12 x IEC320 non-heating appliance socket C13	approx. 482.6 x 44 x 44	
integrated power metering, 2.0 m H05VV-F 3G 1.5 mm ² , black, with CH T13 plug			
800.2063	· 7 x CH T13 socket outlet incl. 10A fuse	approx. 482.6 x 44 x 44	
integrated power metering, 2.0 m H05VV-F 3G 1.5 mm ² , black, with CH T23 plug			
800.2065	· 7 x CH T23 socket outlet	approx. 482.6 x 44 x 44	
integrated power metering, 2.0 m H05VV-F 3G 1.5 mm ² , black, with right angle plug with earthing contact			
800.2067	· 8 x French / UTE socket outlet	approx. 482.6 x 44 x 44	
integrated power metering, 2.0 m H05VV-F 3G 1.5 mm ² , black, with UK plug			
800.2068	· 6 x UK socket outlet	approx. 482.6 x 44 x 44	
BlueNet BN0500 (16 A / 400 V / 50 Hz)			
integrated power metering, 3.0 m H05VV-F 5G 2.5 mm ² , black, with CEE-plug			
800.2134	· 24 x IEC320 C13; 3 x IEC320 C19 with IEC-Lock	ca. 1276 x 44 x 44	
BlueNet BN0500 (16 A / 230 V / 50 Hz)			
integrated power metering, 2.0 m H05VV-F 3G 1.5 mm ² , black, with CEE-plug			
800.2135	· 24 x IEC320 C13; 4 x IEC320 C19 with IEC-Lock	ca. 958 x 44 x 44	



800.2135



800.2134



You can also use the product configurator at bachmann.com

MODULARITY

On request, all BlueNet WiFi/LAN products are also available with RCDs, RC circuit breakers, miniature circuit breakers, complete device protection or, for example, thermal fuse.

METERING + SWITCHING

3 switching groups of 16 A each, can be switched manually or automatically depending on load, temperature and time. Optional permanent socket outlets.

WIFI ANTENNA

The BlueNet BN1000 module is available with an internal or external antenna.

COMMUNICATION

Ethernet interface as well as WiFi connectivity (802.11 b/g/n) and DDNS support.

ALARM FUNCTION

Reports e-mailed when values exceed or fall below electrical work, power or temperature. Measurement data available as .csv file.

BLUENET BN1000 MODULE

Power metering, temperature measurement, switchable socket outlets, web interface, mobile app for Android and iOS.

BlueNet BN1000

The complete solution for small and mid-sized IT network applications



The new BlueNet BN1000 module provides three separate switching and measuring groups for extended power metering and temperature measuring, and the switching of individual socket outlets and complete power strips.

The management interface is integrated in the web server and is operated via the web browser in the network or with Dynamic DNS via the Internet. The BlueNet WiFi app is available for mobile end devices.

The maximum switching capacity is a full 16 A per switching group. Switching can be performed both manually and automatically using load, temperature or time thresholds which can be set individually.

The BlueNet BN1000 module can be integrated in virtually all Bachmann products.

External temperature sensors are available as accessories in lengths of 3, 10 and 20m.

An external RP-SMA antenna connection is provided for all Bachmann's IT BN1000 products. External WiFi antennas are also available as accessories.

Thanks to its compact design, the BN1000 module can be integrated in the modular Bachmann system and

The benefits at a glance

- Three switching groups of 16A each
- Temperature measurement and power metering
- Load management and cost control
- Management via web interface and smartphone app
- Remote online access via Dynamic DNS
- WiFi (802.11 b/g/n) and Ethernet connectivity
- Ethernet (LAN) connectivity

combined with connector systems, basic products and other components.

Manual switching

The WiFi/LAN module is accessed by Internet browser or mobile app. A static or dynamic IP address of the local network is assigned to the WiFi/LAN module. A dynamic DNS is fully supported and allows access (including remote access) to connected WiFi/LAN products with all functions, such as switching the switching outputs and monitoring of temperature and power data at any time. Depending on product variant, can also be switched using local buttons.

Time-controlled switching

The BN1000 module provides convenient programming of the timer via the web browser. Only the time is entered during daily switching (on/off). The socket outlet's system time can be automatically synchronised via the Internet on a daily basis. The days of the week can be set for weekly switching processes. The switching actions (on/off) are selected individually for each time. All settings are saved in an individual profile. Up to four profiles can be created with the BN1000 module.

Temperature monitoring, threshold value alarms and temperature-dependent switching

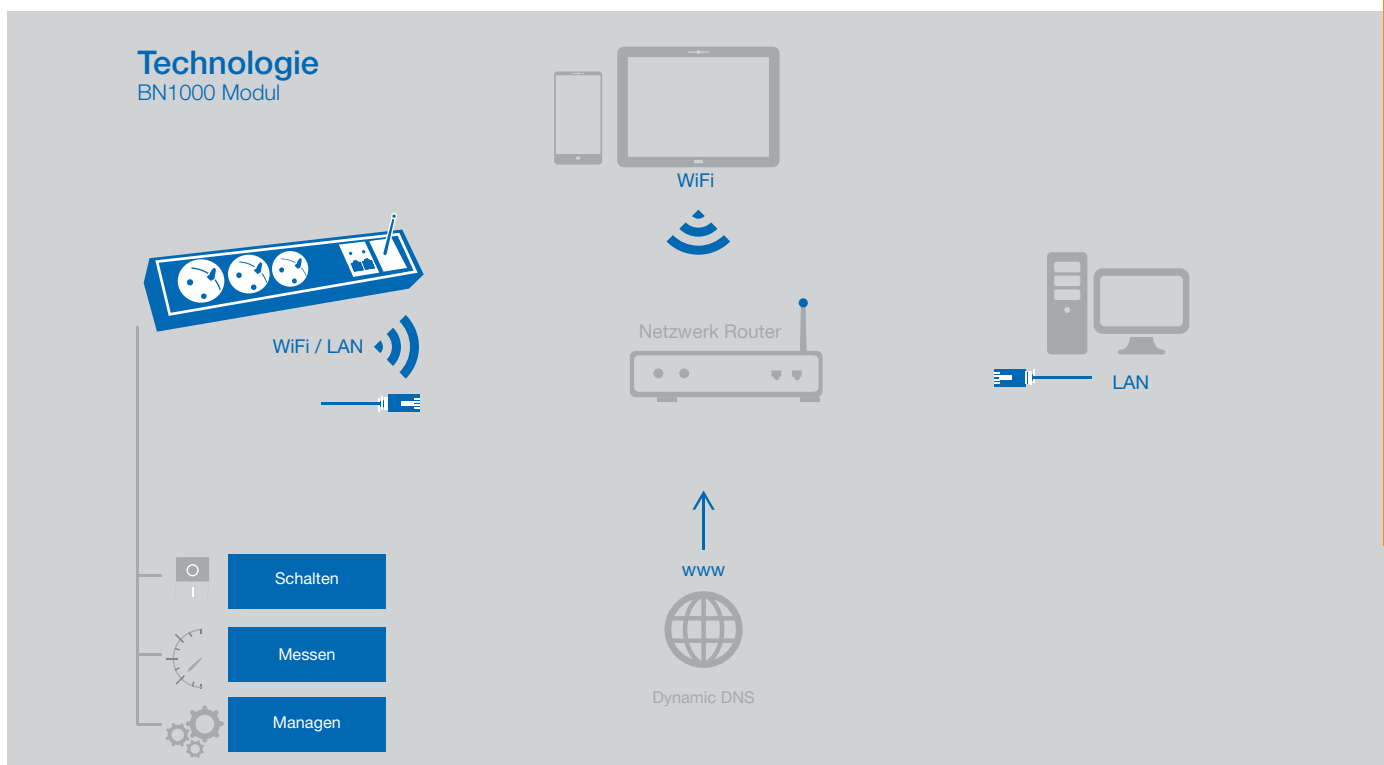
The ambient temperature is measured using the connected temperature sensor and displayed directly in the web browser and app. If values exceed or fall below personally defined threshold values, e-mails are sent automatically. Limit values, at which the selected switching groups are switched automatically, allow e.g. an air conditioning device or a heating fan to function in a particular temperature range with the aid of BN1000 technology.

Power metering, issuing of threshold value alarms and load-dependent switching

Within the BN1000 module, the present electrical power of the three switching groups is measured and visualised via a web interface or app. Again automatic switching is possible following a freely definable effective power threshold value per switching group. E-mails can also be sent automatically if values exceed or fall below the measured power or electrical work.

Key facts

- Measurement of: Temperature, voltage (V), current (A), $\cos \Phi$, effective power (W), apparent power (VA), work (kWh) and costs (€)
- Switching function: manual, by power, temperature or time; 3 switching groups of 16A each
- Communication: WiFi (802.11 b/g/n, Ethernet 10/100), supports DDNS
- SSL-encrypted e-mail messages when values exceed or fall below threshold values
- Integrated web server with graphic management interface
- Client applications for Android and iOS
- With internal or external antenna as an option
- Accuracy of measurement +/- 1%





App for smartphones or tablet PCs

The app is available from the Play Store (for Android) or the App Store (for iOS) by searching for BlueNet WiFi. The present temperature, current switching statuses and current power metering data are displayed. The socket outlets can be switched on and off. If a Dynamic DNS address is entered, this entire functional scope can be accessed remotely via 3G or 4G.

Smartphone interface



Tablet interface



Website interface

The screenshots show the following interface elements:

- Top Screenshot:** Shows the 'Schalten' (Switch) control panel. It includes a navigation menu on the left with options like 'Home', 'Schalten', 'Überwachung', 'Einstellungen', 'Download', 'Update', and 'Info'. The main content area displays 'Aktuelle Temperatur: 21°C' and 'Temperaturschaltung konfigurieren'. Below this, there are three columns for 'Steckdose 1', 'Steckdose 2', and 'Steckdose 3', each with two temperature setpoint fields (e.g., 23°C and 0°C for Steckdose 1).
- Middle Screenshot:** Shows the 'Überwachung' (Monitoring) control panel. It features a navigation menu and tabs for 'Temperaturüberwachung', 'Energieverbrauch', 'E-Mail Konfig.', and 'Arbeitsüberwachung'. The 'E-Mail nach Systemstart' section includes fields for 'Temperaturwert 1', 'Temperaturwert 2', and 'Ergänzender E-Mail-Text (Temperatur)'. The 'Arbeitsüberwachung' section includes checkboxes for 'Arbeit 1', 'Arbeit 2', 'Arbeit 3', and 'Arbeit (gesamt)', each with a 'kWh' label.
- Bottom Screenshot:** Shows the 'Home websteckdose' control panel. It includes a navigation menu and displays 'Aktuelle Temperatur: 21°C' and 'Aktuelles Profil: Bueroumgebung'. Below this, there are links for 'Temperaturüberwachung konfigurieren', 'Temperaturschaltung konfigurieren', and 'Profil konfigurieren'. The 'Aktuelles Profil' section shows '1: AUS 2: AN 3: AUS' and links for 'Manuell schalten', 'Zeitschaltuhr konfigurieren', 'Temperaturkurve', and 'Downloadbereich'. At the bottom, a 'Temperaturverlauf der letzten 24 Stunden' is shown as a line graph with the following data points:

Uhrzeit	Temperatur in °C
11:00	19.0
12:00	24.0
13:00	23.0
14:00	22.0
15:00	21.0
16:00	21.0
17:00	21.0
18:00	21.0

 The graph also indicates 'max. Temperatur: 24°C' and 'min. Temperatur: 19°C'.

Power metering & switching (BlueNet BN1000)

- Power metering
- Temperature monitoring
- Issuing of threshold value alarms
- Remote switching
- Time-controlled switching
- Temperature-dependent switching

For more information, see page 38

Article number	Cable type	Cable cross-section mm ²	Cable length (m)	Plug	Phase(s)	Rated voltage (V)	Current (A)	Max power in kVA	SKD**	UTE	T13	C13	C19	Outlets in total	Dimensions (L x W x D)
820.028	H05VV-F	3G1,5	2	SKS*	1	230	16	3,7	3					3	437 x 44,4 x 46,2
820.030	H05VV-F	3G1,5	2	SKS*	1	230	16	3,7		3				3	522 x 44,4 x 46,2
820.032	H05VV-F	3G1,5	2	T12	1	230	16	3,7			3			3	437 x 44,4 x 46,2
820.029	H05VV-F	3G1,5	2	SKS*	1	230	16	3,7	6					6	522 x 44,4 x 46,2
820.031	H05VV-F	3G1,5	2	SKS*	1	230	16	3,7		6				6	607 x 44,4 x 46,2
820.033	H05VV-F	3G1,5	2	T12	1	230	16	3,7			9			9	522 x 44,4 x 46,2
820.044	H05VV-F	3G1,5	2	CEE16A	1	230	16	3,7				24	3	27	1160 x 44,4 x 46,2



BN1000 accessories

Art. no. | Description

BlueNet BN1000 accessories	
820.045	· External temperature sensor 3.0 m; jack plug 2.5 mm; measuring range of sensor max. -50 °C to 110 °C
820.046	· External temperature sensor 10 m; jack plug 2.5 mm; measuring range of sensor max. -50 °C to 110 °C; water-tight IP88
820.047	· External temperature sensor 20 m; jack plug 2.5 mm; measuring range of sensor max. -50 °C to 110 °C; water-tight IP88
820.048	· RP-SMA WiFi antenna; with pivoted joint; 802.11 b/g/n; boosting 2dBi
820.049	· RP-SMA WiFi antenna; with pivoted joint; 802.11 b/g/n; boosting 5dBi



Connecting cables for power supply

Cable cross-section mm ²	Cable length (m)	Plug	Coupling	Art. no.	Cable colour	Art. no.	Cable colour
1.0	0.50	C14	C13	356.119	black	356.900	grey
1.0	0.75	C14	C13	356.169	black	356.901	grey
1.0	1.00	C14	C13	356.120	black	356.902	grey
1.0	1.50	C14	C13	356.127	black	356.903	grey
1.0	2.00	C14	C13	356.171	black	356.904	grey
1.5	0.50	ECP*	C13	356.172	black	356.905	grey
1.5	0.75	ECP*	C13	356.1721	black	356.906	grey
1.5	1.00	ECP*	C13	356.1722	black	356.907	grey
1.5	1.50	ECP*	C13	356.1723	black	356.908	grey
1.5	2.00	ECP*	C13	354.127	black	356.909	grey
1.5	0.50	C20	C19	356.1731	black	356.910	grey
1.5	0.75	C20	C19	356.1732	black	356.911	grey
1.5	1.00	C20	C19	356.1733	black	356.918	grey
1.5	1.50	C20	C19	356.183	black	356.935	grey
1.5	2.00	C20	C19	356.1735	black	356.936	grey
1.5	0.50	ECP*	C19	356.1971	black	356.937	grey
1.5	0.75	ECP*	C19	356.1972	black	356.938	grey
1.5	1.00	ECP*	C19	356.1973	black	356.939	grey
1.5	1.50	ECP*	C19	356.1974	black	356.940	grey
1.5	2.00	ECP*	C19	356.1975	black	356.941	grey

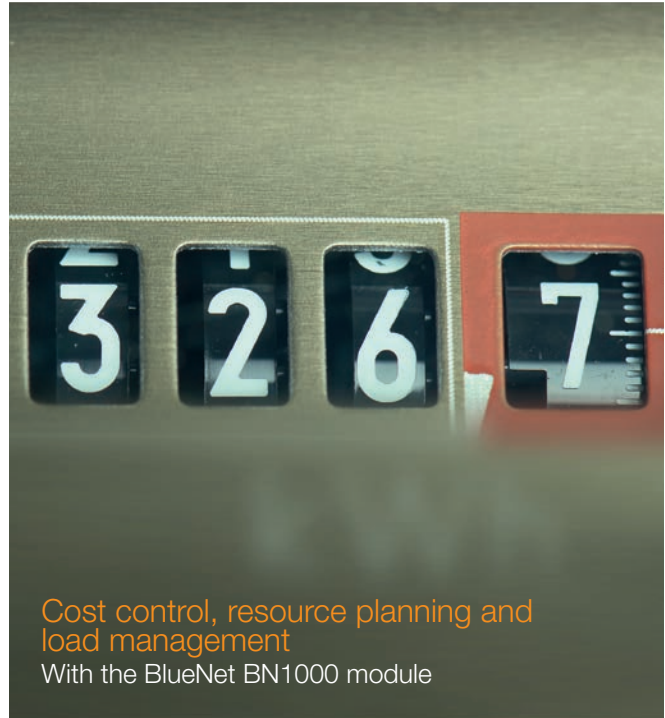


Examples of use BN1000



Safety and availability

The low-cost complete solution for server rooms or smaller IT infrastructures for metering, switching and managing.



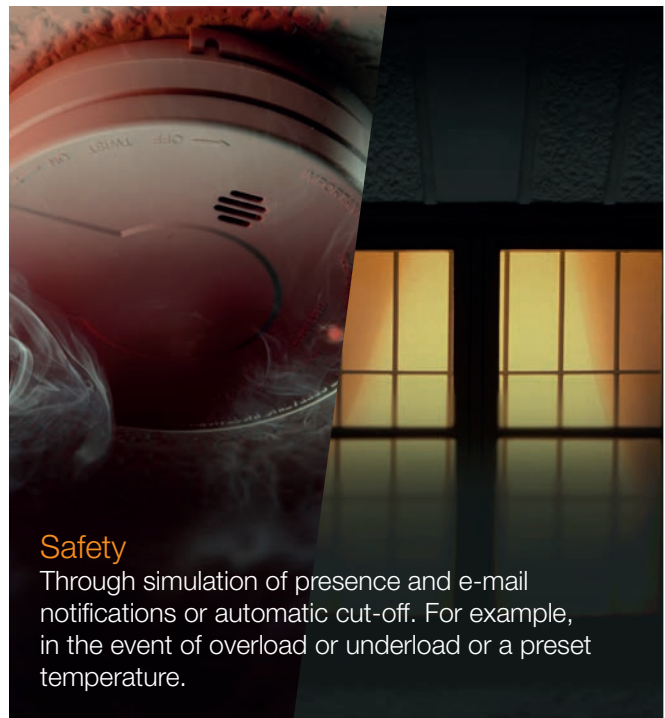
Cost control, resource planning and load management

With the BlueNet BN1000 module



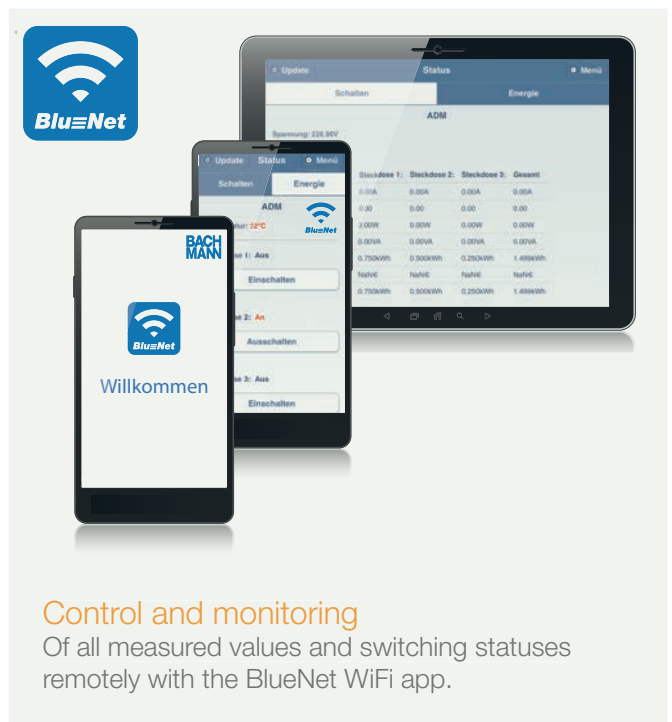
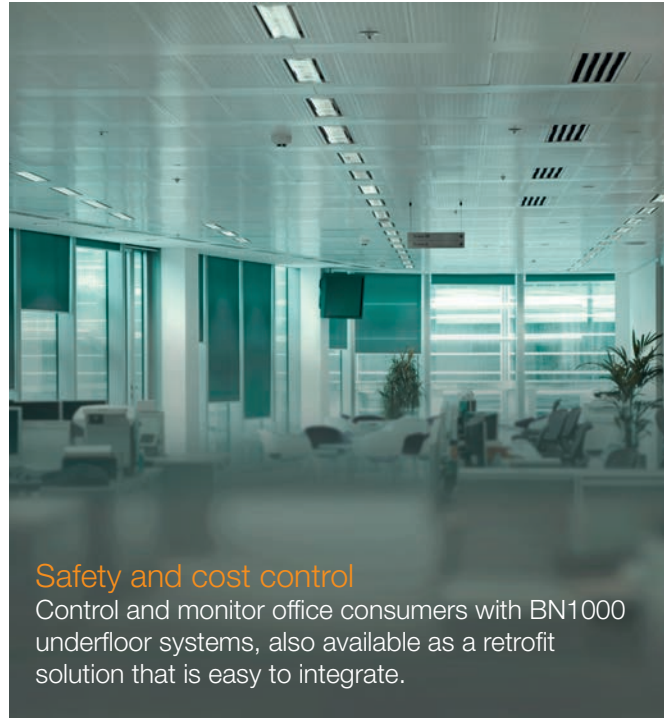
Comfort and energy-aware lifestyle

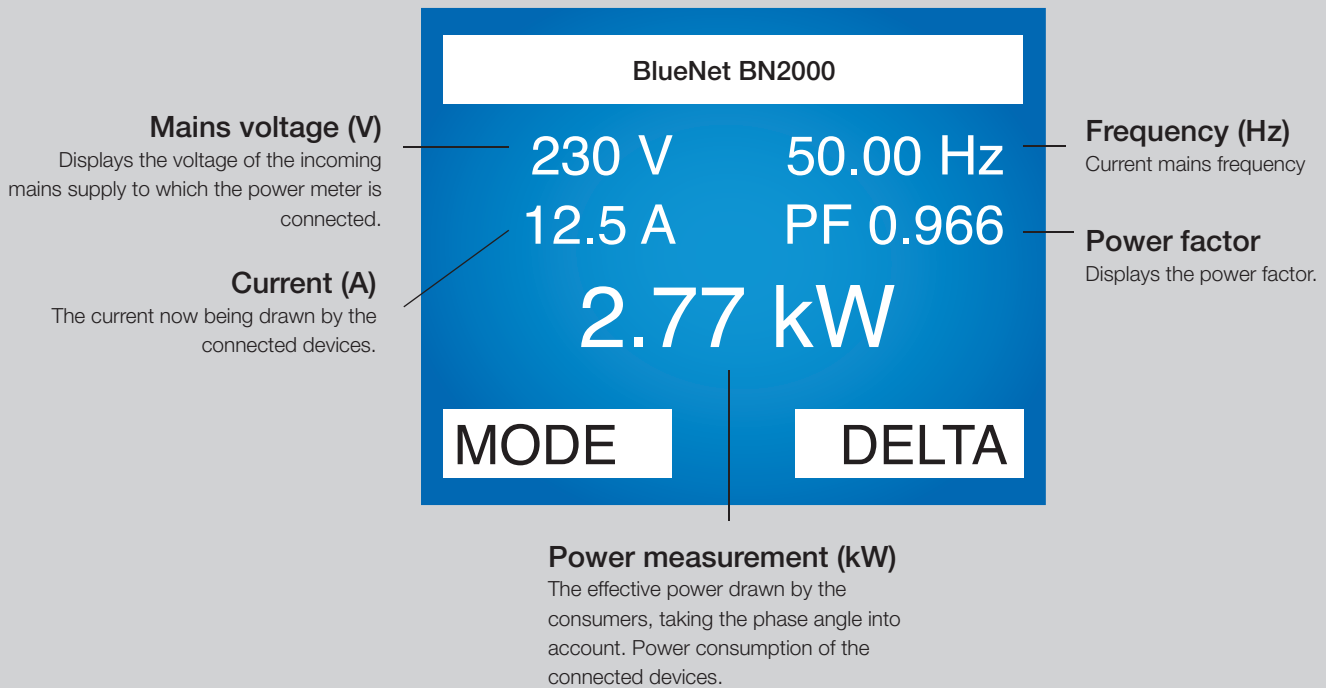
Thanks to automatic control of electrical consumers such as lights, circulating pumps and radiators.



Safety

Through simulation of presence and e-mail notifications or automatic cut-off. For example, in the event of overload or underload or a preset temperature.





BlueNet BN2000

16 - 32 A / 230 - 400 V / 50 Hz

BlueNet
Efficient Power Management

The benefits at a glance

- Robust aluminium housing
- 1-phase and 3-phase versions
- 3.6 kW - 22 kW power range
- Extremely compact PDU power metering in 1 U profile (44 mm x 47 mm)
- Coloured phase assignment of socket outlet with earthing contact and IEC 320 socket inserts
- Measurement of: current per phase & in total, power per phase & in total (effective, apparent and reactive power)
- energy consumption, voltage, frequency, power factor, N conductor, current
- Integrated temperature sensor also for self-monitoring
- 2 more sensors (temp./humidity) can be connected. If combi sensor is connected, up to an extra 2 x temp. + 2 x humidity measurement possible
- Operated locally or using web browser via Ethernet port
- Protocols: HTTP, SNMP, Ethernet 10/100 MBit/s, DHCP, NTP
- High-resolution 2" TFT display, display can be rotated
- Accuracy of measurement +/- 1 %
- Internal consumption < 1 W



Combined temperature and air humidity sensor which can be easily secured to the rack using the integrated magnet.



BlueNet BN2000 as 19" variant for monitoring the network and distributor racks

BlueNet BN2000				
Home Analyzer Settings Users Maintenance Password About	Channels			
		Active Energy (kWh)	Active Power (W)	Current (A)
	CH1 L1	28.663	0	0.00
	CH2 L2	197.921	15	0.15
	CH3 L3	11.338	1	0.00
	CH4 N			0.16
	Groups			
	Pre-defined	Active Energy (kWh)	Active Power (W)	Current (A)
	Total CH1-3	237.921	16	0.16
	Environment			
	Temperature (°C)			
Internal Sensor	20.9			
External Sensor 1	23.1			

- Overview of the system
- Display of effective energy meter, load and current
- Display of internal and external environmental sensors

BlueNet BN2000								
Home Analyzer Settings Users Maintenance Password About	Analyzer							
		P (W)	Q (var)	S (VA)	U (V)	I (A)	PF	f (Hz)
	CH1 L1	0	0	0	231.1	0.00	0.000	50.00
	CH2 L2	15	-15	36	231.2	0.15	0.438	50.00
	CH3 L3	1	0	1	231.1	0.00	0.000	50.00
	CH4 N					0.16		
	Groups							
	Pre-defined	P (W)	Q (var)	S (VA)		I (A)		
	Total CH1-3	16	-15	36		0.16		

- Detailed view of the 3 phases and neutral conductor
- Display of effective, apparent and reactive power, voltage, current, power factor and frequency

BlueNet BN2000 PDU

Article number	Cable type	Cable cross-section mm ²	Cable length (m)	Plug	Phase(s)	Rated voltage (V)	Current (A)	Max power in kVA	C13	C19 IEC LOCK	SOEC*	C19	C16A miniature circuit-breaker	Outlets in total	Length (mm)
V 329.3009	H05VV-F	1.5	2	ECP*	1	230	16	3.7			6			6	438.5
V 329.3010	H05VV-F	1.5	2	ECP*	1	230	16	3.7	8					8	438.5
V 329.3012	H05VV-F	1.5	3	CEE	3	400	16	11.0	36		6			42	1757.7
V 329.3013	H05VV-F	1.5	3	CEE	3	400	16	11.0	36			6		42	1757.7
V 329.3056	H05VV-F	4	3	CEE	1	230	32	7.4	24	4			2	28	1330.7
V 329.3057	H05VV-F	2.5	3	CEE	1	230	16	3.7	24	3				27	1032.6
V 329.3058	H05VV-F	4	3	CEE	3	400	32	22.1	24	6			3	30	1883
V 329.3059	H05VV-F	2.5	3	CEE	3	400	16	11.0	24	6				30	1373

available from stock



BlueNet BN2000 accessories



Art. no. | Description

BlueNet BN2000 accessories

329.3104 | Combined temperature and humidity sensor 2.0 m cable

Accessories

Mounting kits for IT PDUs

- Power strip is fixed by insertion into the profile groove provided
- No additional screws required

Art. no. | Version

1 U mounting brackets


940.143 | · Mounting brackets left and right

1 U link

800.0053 | · For connecting 2 vertically fitted PDUs

Locking clips

940.103 | · Red locking clip for IEC320 non-heating appliance sockets C13, supplied in packs of 12.




Connecting cables for power supply

Cable cross-section mm ²	Cable length (m)	Plug	Coupling	Art. no.	Cable colour	Art. no.	Cable colour
1.0	0.50	C14	C13	356.119	black	356.900	grey
1.0	0.75	C14	C13	356.169	black	356.901	grey
1.0	1.00	C14	C13	356.120	black	356.902	grey
1.0	1.50	C14	C13	356.127	black	356.903	grey
1.0	2.00	C14	C13	356.171	black	356.904	grey
1.5	0.50	ECP*	C13	356.172	black	356.905	grey
1.5	0.75	ECP*	C13	356.1721	black	356.906	grey
1.5	1.00	ECP*	C13	356.1722	black	356.907	grey
1.5	1.50	ECP*	C13	356.1723	black	356.908	grey
1.5	2.00	ECP*	C13	354.127	black	356.909	grey
1.5	0.50	C20	C19	356.1731	black	356.910	grey
1.5	0.75	C20	C19	356.1732	black	356.911	grey
1.5	1.00	C20	C19	356.1733	black	356.918	grey
1.5	1.50	C20	C19	356.183	black	356.935	grey
1.5	2.00	C20	C19	356.1735	black	356.936	grey
1.5	0.50	ECP*	C19	356.1971	black	356.937	grey
1.5	0.75	ECP*	C19	356.1972	black	356.938	grey
1.5	1.00	ECP*	C19	356.1973	black	356.939	grey
1.5	1.50	ECP*	C19	356.1974	black	356.940	grey
1.5	2.00	ECP*	C19	356.1975	black	356.941	grey



*ECP=earthing contact plug



BlueNet BN2000 PLC (PowerLine communication) 16 - 32 A / 230 - 400 V / 50 Hz

BlueNet
Efficient Power Management

The benefits at a glance

- Robust aluminium housing
- 1-phase and 3-phase versions
- 3.6 kW - 22 kW power range
- Extremely compact PDU power metering in 1 U profile (44 mm x 47 mm)
- Coloured phase assignment of socket outlet with earthing contact and IEC320 socket inserts
- Measurement of: current per phase & in total, power per phase & in total
- (effective, apparent and reactive power),
- energy consumption, voltage, frequency, power factor, N conductor, current
- Integrated temperature sensor also for self-monitoring
- 2 more sensors (temp./humidity) can be connected. If combi sensor is connected, up to an extra 2 x temp. + 2 x humidity measurement possible
- Operated locally or using web browser via Ethernet port
- Protocols: HTTP; SNMP, Ethernet 10/100 MBit/s, DHCP, NTP
- High-resolution 2" TFT display, display can be rotated
- Accuracy of measurement +/- 1 %
- Internal consumption < 1 W
- Transmission of all data via Ethernet and PowerLine (SNMP protocol)

Benefits of PowerLine technology

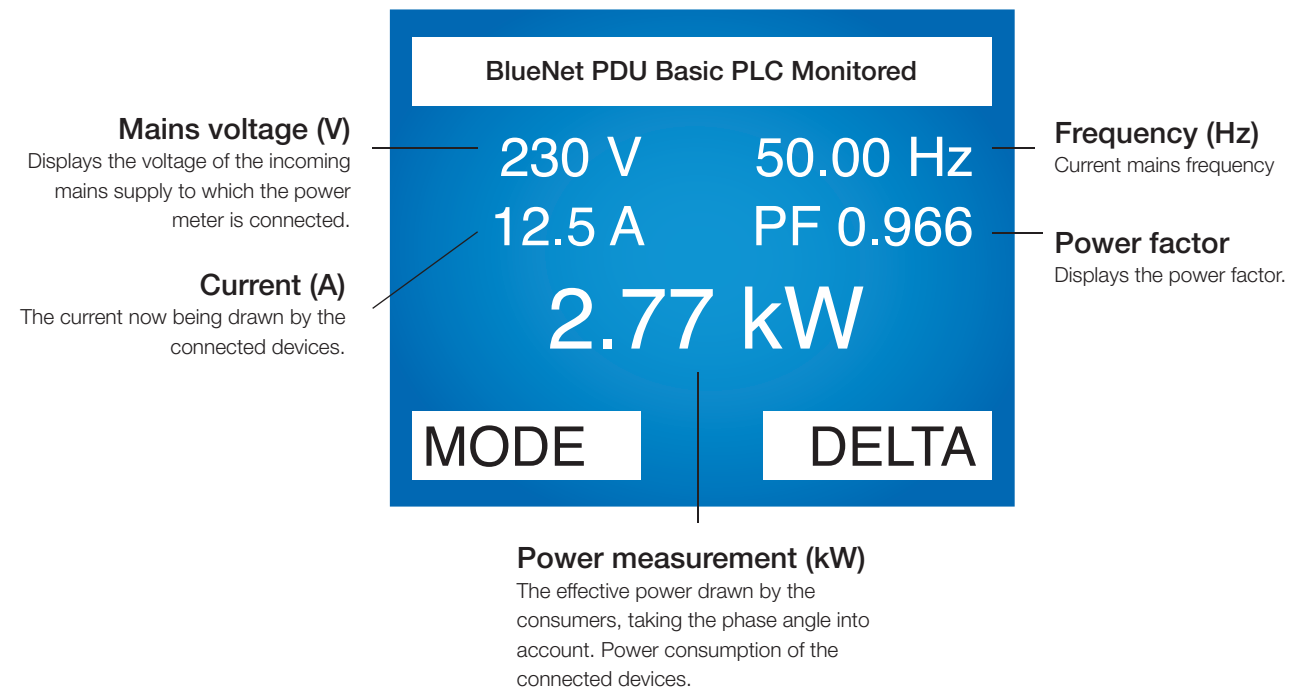
- The PLC module can be combined with all BlueNet BN2000 products
- Narrowband PowerLine Communication (PLC) with high availability and not susceptible to disturbances
- Data from any number of PDUs is managed centrally using a concentrator
- Optimisation of investment and operating costs through reduction in network cabling, patch cabling, IP addresses and switch ports
- No additional space needed in the PDU for the PLC module
- No cable-lined radiation / disturbances in the network
- 95 - 125 KHz according to Cenelec B
- Internal consumption 0.2 W

BlueNet BN2000 modules with PLC

- Keep an eye on costs with monitored power consumption and power factor
- Each device has a unique serial number, which appears in the SNMP tree via a central unit
- Connection and disconnection without interrupting data communication
- Each unit has a unique serial number
- 1 PDUs are queried per second
- Around 250 PDUs a minute can be queried in parallel with one central unit
- The data concentrator is equipped with 2 galvanically isolated three-phase connections for each network A and B, which allows optimal communication
- Alarms are issued in real time. Individual nodes can be selected and therefore queried every second.

PLC Concentrator

- Compact PowerLine concentrator in 19" housing
- All data is recorded centrally by the data concentrator (3 phases) and therefore managed centrally too
- All SNMP-capable management software can read the data from the data concentrator
- No moving parts (no fans, has passive cooling, industrial-strength Flash memory)
- Serial connection for maintenance and updates
- 10/100 Mbps Ethernet interface
- Status LEDs



BlueNet BN2000 PLC

16 - 32A / 230 - 400V / 50Hz

Article number	Cable type	Cable cross-section mm ²	Cable length (m)	Plug	Phase(s)	Rated voltage (V)	Current (A)	Max power in kVA	C13	C19 IEC LOCK	C16A miniature circuit-breaker	Outlets in total	on request	Length (mm)
329.3111	H05VV-F	2.5	3	CEE	3	400	16	11.0	36			36	x	1458
329.3112	H05VV-F	4	3	CEE	1	230	32	7.4	24	4	2	28	x	1330.7
329.3113	H05VV-F	2.5	3	CEE	1	230	16	3.7	24	3		27	x	1032.6
329.3114	H05VV-F	4	3	CEE	3	400	32	22.1	24	6	6	30	x	1883
329.3115	H05VV-F	2.5	3	CEE	3	400	16	11.0	24	6		30	x	13773



BlueNet PowerLine Concentrator

The BlueNet PowerLine Concentrator collects the data from the PowerLine PDUs and supplies it to the network via the Ethernet interface.



Art. no. | Version

BlueNet Concentrator with PowerLine communications module

19" housing

329.3117 | · 2 x 3 phase / 400 V

BlueNet BN2000 accessories



Art. no. | Description

BlueNet BN2000 accessories

329.3104 | · Combined temperature and humidity sensor 2.0 m cable

Accessories

Mounting kits for IT PDUs

- Power strip is fixed by insertion into the profile groove provided.
- No additional screws required

Art. no. | Version

1 U mounting brackets

Zero U Space

940.143 | · Mounting brackets left and right


1 U link

Zero U Space

800.0053 | · For connecting two vertically fitted PDUs

Locking clips

940.103 | · Red locking clip for IEC320 non-heating appliance sockets C13, supplied in packs of 12.



Connecting cables for power supply

Cable cross-section mm ²	Cable length (m)	Plug	Coupling	Art. no.	Cable colour	Art. no.	Cable colour
1.0	0.50	C14	C13	356.119	black	356.900	grey
1.0	0.75	C14	C13	356.169	black	356.901	grey
1.0	1.00	C14	C13	356.120	black	356.902	grey
1.0	1.50	C14	C13	356.127	black	356.903	grey
1.0	2.00	C14	C13	356.171	black	356.904	grey
1.5	0.50	ECP*	C13	356.172	black	356.905	grey
1.5	0.75	ECP*	C13	356.1721	black	356.906	grey
1.5	1.00	ECP*	C13	356.1722	black	356.907	grey
1.5	1.50	ECP*	C13	356.1723	black	356.908	grey
1.5	2.00	ECP*	C13	354.127	black	356.909	grey
1.5	0.50	C20	C19	356.1731	black	356.910	grey
1.5	0.75	C20	C19	356.1732	black	356.911	grey
1.5	1.00	C20	C19	356.1733	black	356.918	grey
1.5	1.50	C20	C19	356.183	black	356.935	grey
1.5	2.00	C20	C19	356.1735	black	356.936	grey
1.5	0.50	ECP*	C19	356.1971	black	356.937	grey
1.5	0.75	ECP*	C19	356.1972	black	356.938	grey
1.5	1.00	ECP*	C19	356.1973	black	356.939	grey
1.5	1.50	ECP*	C19	356.1974	black	356.940	grey
1.5	2.00	ECP*	C19	356.1975	black	356.941	grey



Measurement

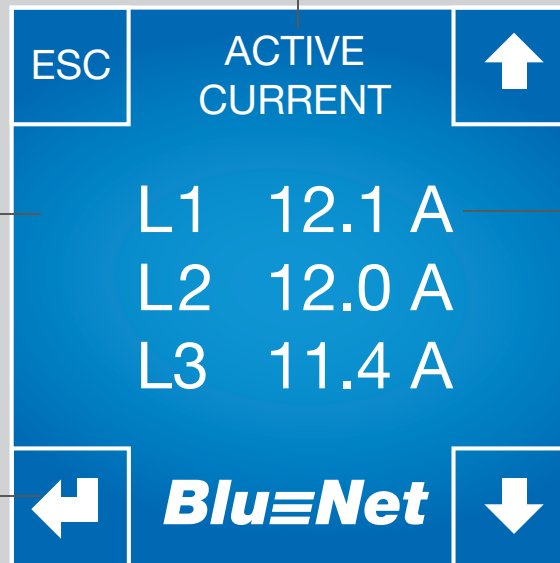
Current, power (effective, apparent and reactive power), energy consumption, voltage, frequency, power factor, N conductor

Integrated display

The most important measured values at rack level at a glance.

Display can be rotated

The display can be rotated in 90° steps so it is easier to read.

**Overview**

Shows the measured values of all phases in an overview.

Scrolling

The keys on the front can be used to scroll through the various measured values.

BlueNet BN3000 master / slave

16 - 32 A / 230 - 400V / 50Hz

BlueNet
Efficient Power Management

BlueNet BN3000 is the next generation of BlueNet products. An optimised shape factor, PDUs that can be cascaded via Modbus and a rotatable OLED display create the ideal basis for the energy monitoring system of the future.

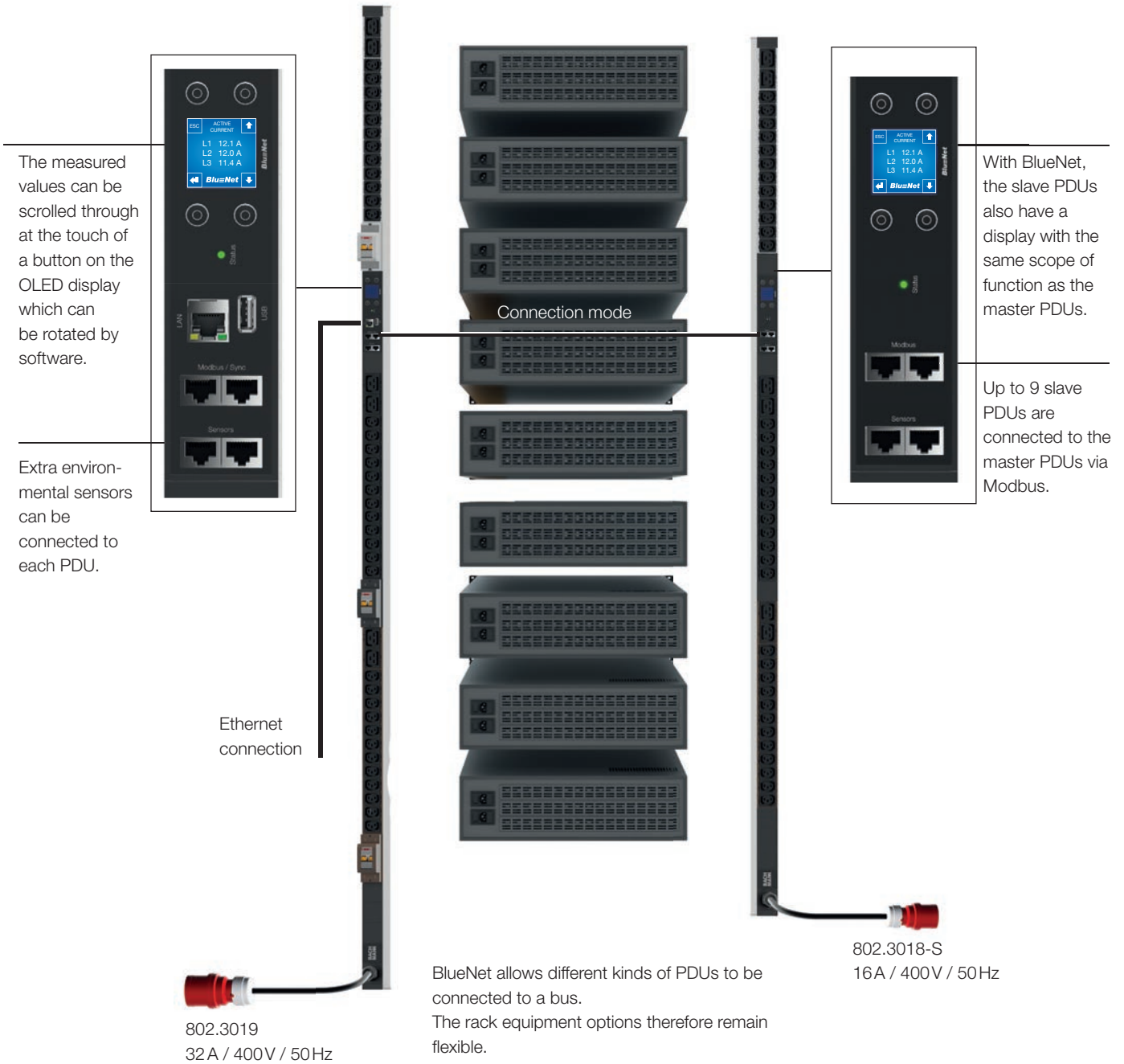
The data centre's mains supply is monitored and remotely controlled from the comfort of your desk with BlueNet Network products. BlueNet increases data centre availability, minimises down times and cuts costs. BlueNet monitors current, voltage and power. This allows resources to be planned efficiently and alarms to be issued in the event of faults.

The benefits at a glance

- PDUs can be cascaded via Modbus, just one Ethernet connection is needed for 10 PDUs
- Incredibly compact design (1 U wide x 60 mm deep), rotatable OLED display
- Robust housing made from torsionally rigid aluminium profile
- 1-phase and 3-phase versions
- 3.6 kW - 22 kW power range
- Coloured phase assignment of socket inserts
- Measurement of: current, power (effective, apparent and reactive power), energy consumption, voltage, frequency,
- power factor, N conductor
- Measurement per phase
- Option for connecting external sensors (temperature / air humidity)
- Operated locally or using web browser via Ethernet port
- Protocols: HTTP, SNMP, Ethernet 10/100 MBit/s, DHCP, NTP
- Accuracy of measurement +/- 1 %
- Internal consumption < 4 W

BlueNet BN3000 master / slave

16 - 32 A / 230 - 400V / 50Hz



BlueNet BN3000 master / slave

16-32A / 230-400V / 50Hz

NEW

Article number	Article number for slave variant	Cable type	Cable cross-section mm ²	Cable length (m)	Plug	Phase(s)	Rated voltage (V)	Current (A)	Max power in kVA	C13	C19	SOEC**	Outlets in total
802.3004	802.3004-S	H05VV-F	2.5	3	CEE*	1	230	16	3.7	16	4	0	20
802.3005	802.3005-S	H05VV-F	4	3	CEE	1	230	32	7.4	16	4	0	20
802.3006		H05VV-F	2.5	3	CEE	1	230	16	3.7	16	0	4	20
802.3007		H05VV-F	4	3	CEE	1	230	32	7.4	16	0	4	20
802.3008		H05VV-F	2.5	3	CEE	3	400	16	11.0	0	6	0	6
802.3009		H05VV-F	4	3	CEE	3	400	32	22.1	0	6	0	6
802.3010		H05VV-F	2.5	3	CEE	3	400	16	11.0	18	3	0	21
802.3011		H05VV-F	2.5	3	CEE	3	400	16	11.0	18	0	3	21
802.3012	802.3012-S	H05VV-F	2.5	3	CEE	3	400	16	11.0	24	6	0	30
802.3013	802.3013-S	H05VV-F	4	3	CEE	3	400	32	22.1	24	6	0	30
802.3014		H05VV-F	2.5	3	CEE	3	400	16	11.0	24	0	6	30
802.3015		H05VV-F	4	3	CEE	3	400	32	22.1	24	0	6	30
802.3016		H05VV-F	2.5	3	CEE	3	400	16	11.0	24	6	6	36

available from stock

802.3005



802.3010



802.3012



802.3013



Connecting cables for power supply

Art. no.	Cable colour	Cable cross-section mm ²	Cable length (m)	Plug	Coupling
356.119	black	1.0	0.50	C14	C13
356.169	black	1.0	0.75	C14	C13
356.120	black	1.0	1.00	C14	C13
356.127	black	1.0	1.50	C14	C13
356.171	black	1.0	2.00	C14	C13
356.172	black	1.5	0.50	ECP*	C13
356.1721	black	1.5	0.75	ECP*	C13
356.1722	black	1.5	1.00	ECP*	C13
356.1723	black	1.5	1.50	ECP*	C13
354.127	black	1.5	2.00	ECP*	C13
356.1731	black	1.5	0.50	C20	C19
356.1732	black	1.5	0.75	C20	C19
356.1733	black	1.5	1.00	C20	C19
356.183	black	1.5	1.50	C20	C19
356.1735	black	1.5	2.00	C20	C19
356.1971	black	1.5	0.50	ECP*	C19
356.1972	black	1.5	0.75	ECP*	C19
356.1973	black	1.5	1.00	ECP*	C19
356.1974	black	1.5	1.50	ECP*	C19
356.1975	black	1.5	2.00	ECP*	C19
356.900	grey	1.0	0.50	C14	C13
356.901	grey	1.0	0.75	C14	C13
356.902	grey	1.0	1.00	C14	C13
356.903	grey	1.0	1.50	C14	C13
356.904	grey	1.0	2.00	C14	C13
356.905	grey	1.5	0.50	ECP*	C13
356.906	grey	1.5	0.75	ECP*	C13
356.907	grey	1.5	1.00	ECP*	C13
356.908	grey	1.5	1.50	ECP*	C13
356.909	grey	1.5	2.00	ECP*	C13
356.910	grey	1.5	0.50	C20	C19
356.911	grey	1.5	0.75	C20	C19
356.918	grey	1.5	1.00	C20	C19
356.935	grey	1.5	1.50	C20	C19
356.936	grey	1.5	2.00	C20	C19
356.937	grey	1.5	0.50	ECP*	C19
356.938	grey	1.5	0.75	ECP*	C19
356.939	grey	1.5	1.00	ECP*	C19
356.940	grey	1.5	1.50	ECP*	C19
356.941	grey	1.5	2.00	ECP*	C19



*ECP=earthing contact plug

**SOEC=socket outlet with earthing contact



Maximum availability and safety with BlueNet RESIDUAL CURRENT MONITORING (RCM)

Using residual current monitoring allows changes in the level of insulation to be detected at an early stage before protective devices are tripped by a high residual current, that puts people at risk and involves the risk of fire. This time advantage allows countermeasures to be planned and contributes to the high availability of the power supply and therefore the system. Thanks to the Bachmann BlueNet PDU, this residual current monitoring isn't just undertaken at central measuring points, but on the socket outlets of every consumer. This standard-compliant residual current technology, the result of a joint development with Bender, provides a high physical granularity, maximum safety and high availability. This AC / DC sensitive technology monitors all kinds of residual current in modern power supplies with switching power. The new BlueNet residual current PDU is therefore particularly suited to use in IT.

Permanent monitoring is absolutely essential in modern information technology. Continuous monitoring equipment reduces the work involved in statutory repeat tests. In accordance with accident prevention guidelines (BGV A3), the testing dates for measuring insulation can be adapted to suit actual circumstances and optimise costs using permanent RCM. DIN VDE 0100-410 (Protective measures – protection from electric shock) is also applied as prescribed by law for final circuits of up to 20A without use of an RCD, which may result in undesired switching off.

The BlueNet residual current monitor is able to record residual currents of 5 mA and higher. Residual current activation values can be set in the BlueNet software. BlueNet Software reliably signals instances where these values are exceeded. All measured values are transferred to superordinate monitoring systems via the Ethernet interface. A local display in the PDU also provides information about all important measured values. This setup ensures that the availability of the power supply has absolute priority at all times and that the system is not unexpectedly cut off in the event of errors.

The BlueNet technology also allows a master-slave network to be installed, saving installation costs and minimising the administration work involved.

The benefits at a glance

Greater safety for people, operations and systems:

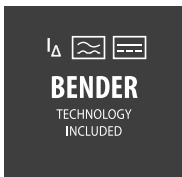
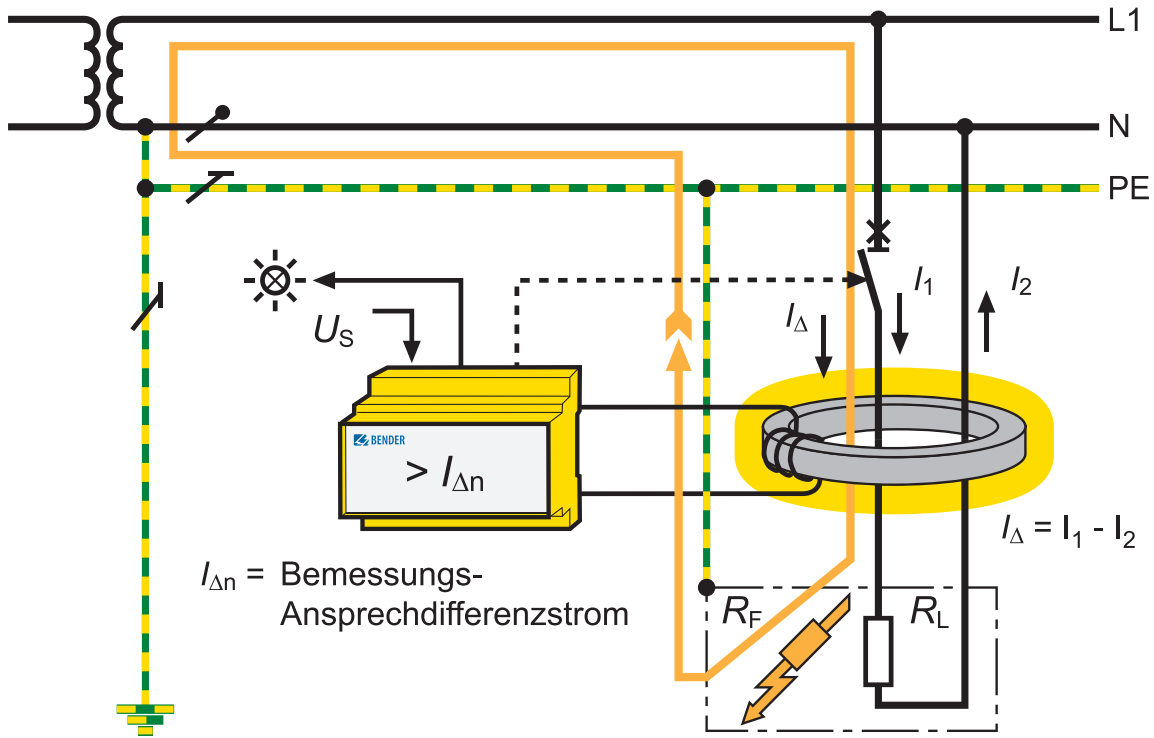
- Early detection of data loss and network failure
- DIN VDE 0100-410 is applied as prescribed by law for final circuits of up to 20A without use of an RCD
- Recording of residual currents at the consumer socket outlet directly for the fastest possible error localisation
- Preventative safety to protect people from the hazards caused by electric current
- Faults and unexpected interruptions to the operation of sensitive equipment are minimised
- Insulation errors in newly installed systems and devices are detected immediately
- Permanent monitoring of systems and operating equipment
- TN-S systems are monitored for additional unwanted N-PE bridges

More cost-effective

- Continuous monitoring equipment reduces the work involved in repeat tests. In accordance with §5 of the accident prevention guidelines BGV A3, the testing dates for measuring insulation can be adapted to suit actual circumstances using permanent RCM
- No expensive and unscheduled system downtimes and service interventions

Greater fire protection

- Combustible residual currents are recognised as they arise



Article number	Article number for slave variant	Cable type	Cable cross-section mm ²	Cable length (m)	Plug	Phase(s)	Rated voltage (V)	Current (A)	Max power in kVA	C13	C19	SOEC**	Outlets in total	from stock
802.3022		H05VV-F	2.5	3	CEE	3	400	16	11.0	18	3	0	21	OR
802.3023		H05VV-F	2.5	3	CEE	3	400	16	11.0	18	0	3	21	OR
802.3024	802.3024-S	H05VV-F	2.5	3	CEE	3	400	16	11.0	24	6	0	30	OR
802.3025	802.3025-S	H05VV-F	4	3	CEE	3	400	32	22.1	24	6	0	30	OR

NEW



802.3022



802.3024



802.3025

**SOEC=socket outlet with earthing contact OR = on request

BlueNet Switched

Power distribution units

- Socket outlets can be switched individually
- Safe zero-voltage switching
- Integrated LED switching status check per port
- Integrated Ethernet connection
- Operated via a web browser
- Includes the following protocols: HTTP, HTTPS, SNMP, SMTP, NTP, SSH
- Robust aluminium housing



329.704

BlueNet Switched PDU 1-phase (16 A / 230 V / 50 Hz)

Art. no.	Version	Dimensions (L x W x D)
BlueNet Switched 1-phase		
19", 2.0 m H05VV-F 3G 1.50 mm ² , black, with right angle plug with earthing contact		
V 329.700	· 8 x IEC320 non-heating appliance socket C13	482.6 x 44 x 199 mm
329.702	· 6 x socket outlet with earthing contact	482.6 x 44 x 199 mm
Zero U Space, 2.0 m H05VV-F 3G 1.50 mm ² , black, with right angle plug with earthing contact		
V 329.701	· 16 x IEC320 non-heating appliance socket C13	692 x 44 x 199 mm

BlueNet Switched PDU 3-phase (3 x 32 A / 400 V / 50 Hz)

- In the 32A versions of the Switched PDUs, each 32 A per phase is split over two groups of pots with two MCBs.

Art. no.	Version	Dimensions (L x W x D)
BlueNet Switched 3-phase		
3.0 m Ölflex 3G 4 mm ² , black, with CEE plug 32A red		
329.704	· 12 x IEC320 non-heating appliance socket C19	1202 x 44 x 207 mm

BlueNet Managed

Power distribution units

- Socket outlets can be switched individually
- Safe zero-voltage switching
- Integrated LED switching status check per port
- Integrated Ethernet connection
- Operated via a web browser
- Integrated measurement of current, effective power, voltage, frequency and phase angle
- Includes the following protocols: HTTP, HTTPS, SNMP, SMTP, NTP, SSH
- Robust aluminium housing
- Illuminated LCD

BlueNet Managed PDU

Art. no.	Version	Dimensions (L x W x D)
BlueNet Managed 1-phase		
3.0 m H05VV-F 3G1.5 mm ²		
329.806	· 4 x socket outlet with earthing contact	482.6 x 44 x 207 mm



BlueNet Managed PDU 3-phase (3 x 32 A / 400 V / 50 Hz)

- In the 32A versions of the Managed PDUs each 32 A phase is split over two groups of pots with two MCBs.

Art. no.	Version	Dimensions (L x W x D)
BlueNet Managed 3-phase		
3.0 m H05VV-F 5G 4 mm ² , black, with CEE plug 32A red		
329.800	· 24 x IEC320 non-heating appliance socket C13 · 6 x IEC320 non-heating appliance socket C19	1713 x 44 x 207 mm
329.801	· 12 x IEC320 non-heating appliance socket C19	1202 x 44 x 207 mm
329.802	· 24 x socket outlet with earthing contact	1713 x 44 x 207 mm



329.802



BlueNet BN2000 Inline

16-32 A / 230-400V / 50Hz

BlueNet
Efficient Power Management

The BlueNet BN2000 Inline is an easy-to-install intelligent system for monitoring and displaying energy use. The product is particularly suited to data centres and industrial applications. The BlueNet BN2000 Inline can be quickly and cheaply integrated in existing and new infrastructures using the integrated terminal block or the connection cable that has already been fitted.

The benefits at a glance

- Integrated measurement of current, voltage, frequency, effective, apparent and reactive power and power factor
- Integrated Ethernet connection
- Operated via a web browser
- Protocols: HTTP, SNMP, Ethernet 10/100 MBit/s, DHCP, NTP
- Display on backlit rolling LC display
- Integrated temperature sensor
- Up to 2 sensors can be connected (see page 55)
- Robust enclosure in steel plate
- High-resolution TFT display
- Software can be used to turn the display to make it easier to read
- Can be reconnected with terminal block
- Removable mounting plate for cable ducts or wall mounting



Designed for use in production, the BlueNet BN2000 Inline series is ideal for production facilities.

BlueNet BN2000 Inline

Art. no.	Phases	Voltage V	Current A	Power in kVA	from stock	Dimensions (mm)
329.3032	1	230	16	3.7	yes	232 x 104 x 102
329.3033	3	400	16	11.0	yes	232 x 104 x 102
329.3037	3	400	32	22.1	yes	232 x 104 x 102



329.3032



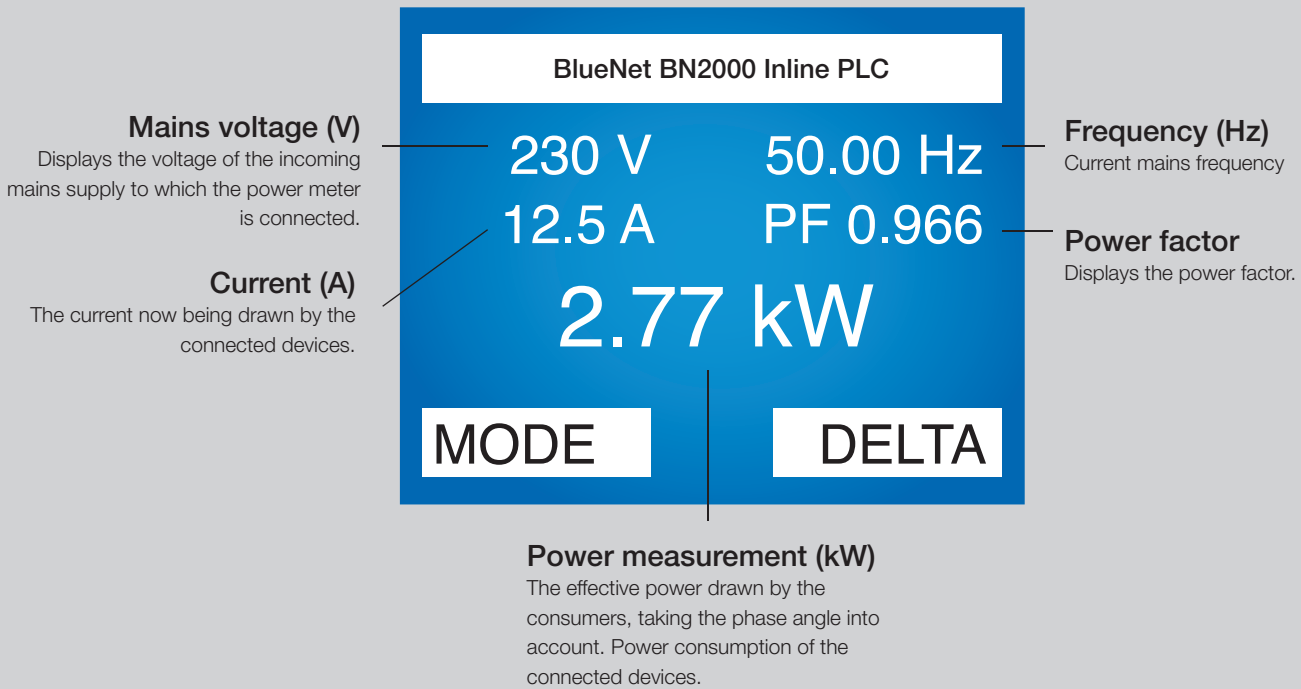
329.3033

BlueNet BN2000 accessories

Art. no.	Description
BlueNet BN2000 accessories	

329.3104 | · Combined temperature and humidity sensor 2.0 m cable





BlueNet BN2000 Inline PLC

(PowerLine communication)
16 - 32 A / 230 - 400 V / 50 Hz

The BlueNet BN2000 Inline is an easy-to-install intelligent system for monitoring and displaying energy use. The product is particularly suited to data centres and industrial applications. The BlueNet BN2000 Inline can be quickly and cheaply integrated in existing and new infrastructures using the integrated terminal block or the connection cable that has already been fitted.

The benefits at a glance

- Integrated measurement of current, voltage, frequency, effective, apparent and reactive power and power factor
- Integrated Ethernet connection
- Operated via a web browser
- Protocols: HTTP, SNMP, Ethernet 10/100 MBit/s, DHCP, NTP
- Display on backlit rolling LC display
- Integrated temperature sensor
- Up to 2 sensors can be connected
- Robust enclosure in steel plate
- High-resolution TFT display
- Software can be used to turn the display to make it easier to read
- Can be reconnected with terminal block
- Removable mounting plate for cable ducts or wall mounting
- Other mounting plates available on request
- PowerLine Communication allows measurement data to be queried via the mains supply without an Ethernet connection

BlueNet BN2000 Inline PLC

Art. no.	Phases	Voltage V	Current A	Power in kVA	from stock	Dimensions (mm)
329.3060	1	230	16	3.7	OR	232 x 104 x 102
329.3061	3	400	16	11.0	OR	232 x 104 x 102
329.3062	1	230	32	7.4	OR	232 x 104 x 102
329.3063	3	400	32	22.1	OR	232 x 104 x 102



329.3060



329.3061

BlueNet PowerLine Concentrator

The BlueNet PowerLine Concentrator collects the data from the PowerLine PDUs and supplies it to the network via the Ethernet interface.

Art. no. | Version

BlueNet Concentrator with PowerLine communications module

19" housing

329.3117 | · 2 x 3 phase / 400 V



BlueNet BN2000 accessories

Art. no. | Description

BlueNet BN2000 accessories

329.3104 | · Combined temperature and humidity sensor 2.0 m cable





BlueNet Power Unit 2 U

(Modular) 16 - 32 A / 230 - 400 V / 50 Hz

The BlueNet Power Unit offers a modular platform for power distribution in data centres.

The Power Unit base unit provides power distribution in the rack. If necessary, the measurement module can be retrofitted or replaced during operation without interrupting the supply.

The benefits at a glance

- 3.6 kW - 44 kW power range, 1 phase (CEE or IEC320) or 3 phases
- 2 galvanically isolated infeeds (16-32 A / 230 - 400 V)
- Up to four outputs on the rear (IEC320 or CEE)
- Measurement of: current per phase & in total, effective power per phase & in total, voltage, frequency, phase angle
- Energy consumption, N conductor
- Operated via web browser
- Active issuing of alarms by e-mail or SNMP Trap
- Encrypted data communication
- Protocols: HTTP, HTTPS, SNMP, SMPT, NTP, SSH, Ethernet 100 MBit/s
- Display on backlit rolling LC display
- Robust 19" enclosure in steel plate with just 2 U
- Accuracy of measurement +/- 1 %

BlueNet Power Unit


The measurement module can be replaced during operation without interrupting the supply to the connected devices.



2 U high, 19" wide
(1 U is 44.45 mm)

Current, effective power, voltage, frequency, phase angle and energy can be read from the LC display on the front of the unit. LEDs indicate whether there is voltage present on each of the phases.

A built-in Ethernet port lets you export readings and set alarm thresholds via a web browser or SNMP.



Two galvanically isolated infeeds

Power measurement (kW)

The effective power drawn by the consumers, taking the phase angle into account. Power consumption of the connected devices.

Mains voltage (V)

Displays the voltage of the incoming mains supply to which the power meter is connected.

Phase angle

Displays the phase shift in the power network.

Frequency (Hz)

Current mains frequency

Current (A)

The current now being drawn by the connected devices.

Phase indicator (P)

Shows the phase (1, 2 or 3) currently being measured. Display moves automatically through the phases showing their respective measured values.

Total energy consumption (kWh)

The total energy consumption shown on the display is calculated taking the phase angle into account.



BlueNet Power Unit

16 A / 230V / 50Hz

Sample system for 2 x 16 A/230V = 7.2 kW (1.8kW per C19 output)

BlueNet Power Unit with measurement module

Art. no. 329.9015 and 329.9010

Supply A

16 A / 400V / 50Hz

BlueNet Power Unit with measurement module

Art. no. 329.9015 and 329.9010

Supply B

16 A / 400V / 50Hz



Plug-in energy distribution system including measurement module for blade systems, switches etc. with high power consumption per port.

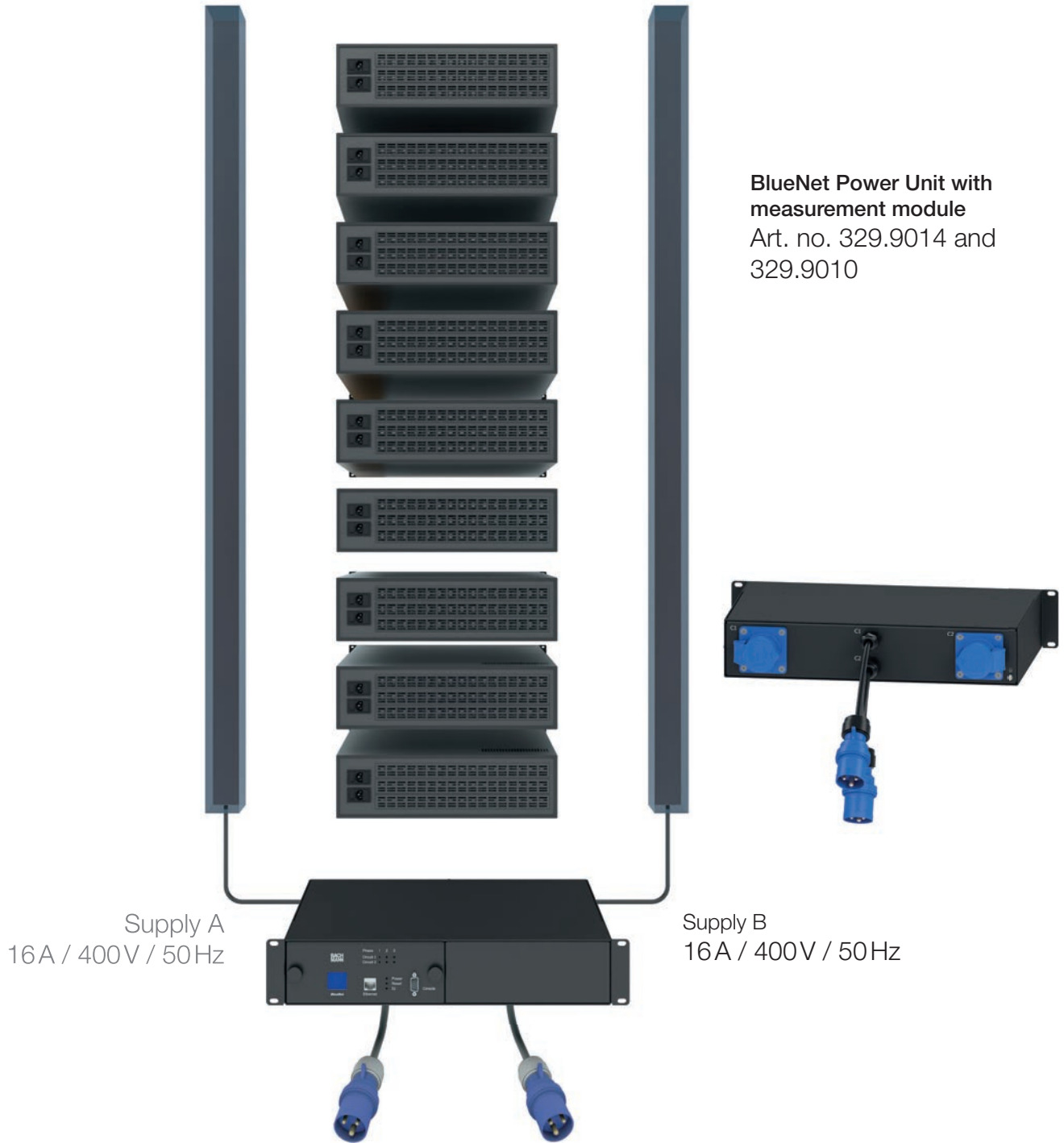
2 x C20 inputs and 2 x C19 outputs on the rear.

The benefits at a glance

- Up to 4 consumers can be directly connected via C19 plugs
- Ideal for combination with blade PDUs or a smaller number of servers in the rack
- 2 galvanically isolated C20 infeeds, 400V / 16A / 50Hz each
- Measurement module can be replaced during operation (plug-and-play)
- Integrated power metering
- Ethernet interface with integral web server
- Excellent value for money
- Modest space requirement (2 U)

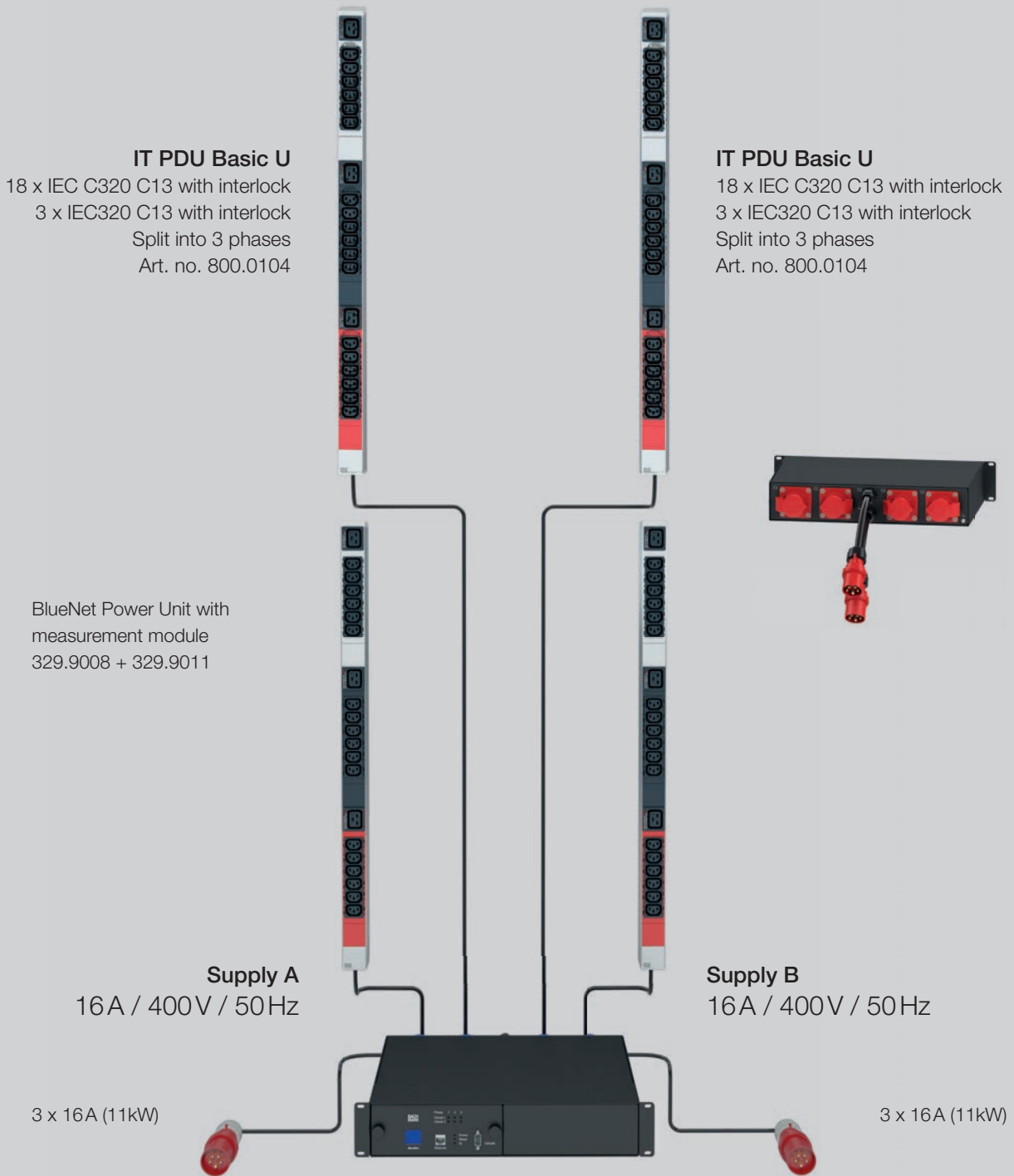
Upgrade solution

Sample system for $2 \times 16\text{ A} / 230 = 7.2\text{ kW}$ (3.6 kW per CEE output)



The benefits at a glance

- 2 galvanically isolated infeeds, 400V / 16A / 50Hz each
- Measurement module can be replaced during operation (plug-and-play)
- Modest space requirement (2 U)
- Easy to upgrade using plug connector
- Phase-level monitoring (current, voltage, power, power factor)
- Monitoring of neutral conductor



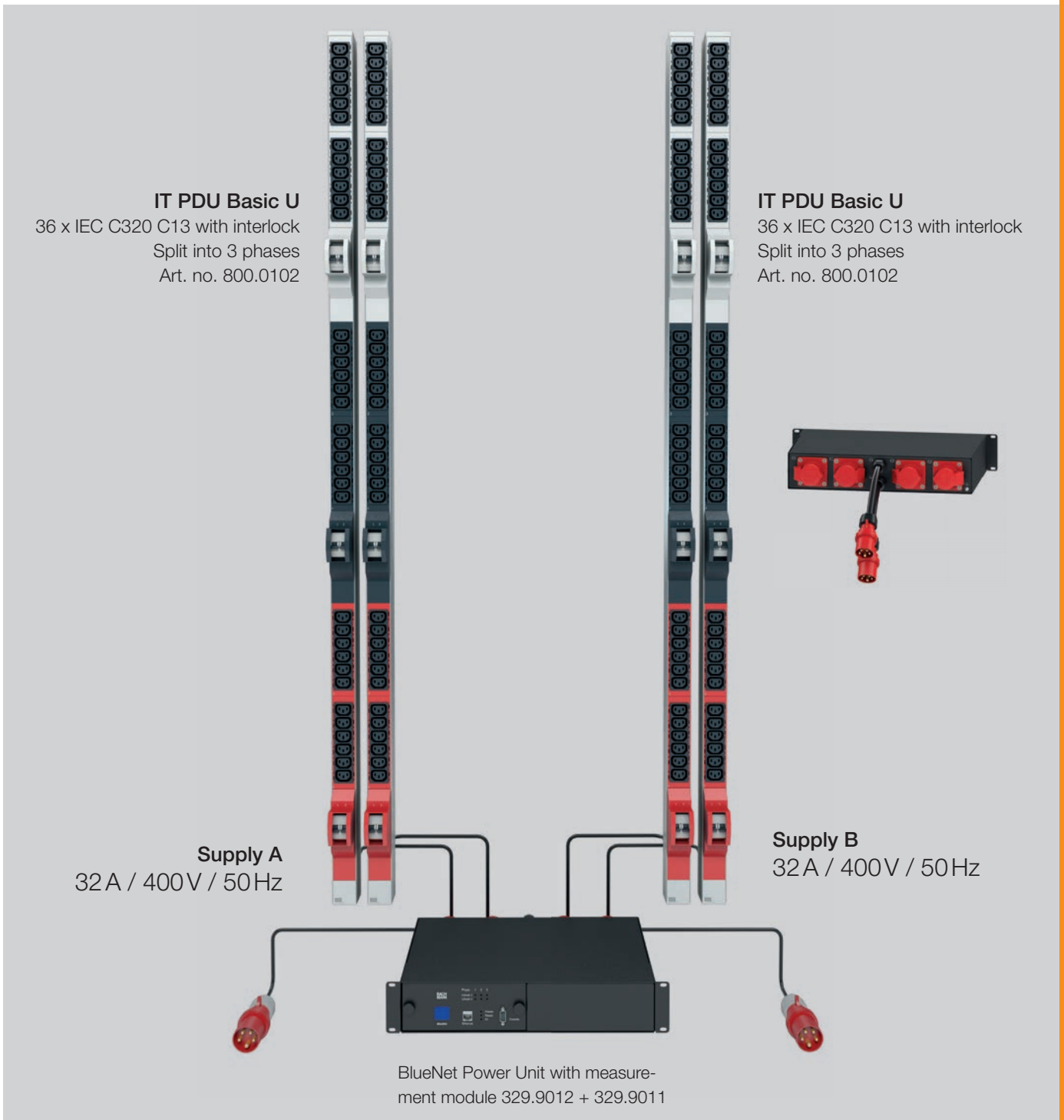
BlueNet Power Unit

16 A / 400V / 50Hz

Sample system for $2 \times 3 \times 16 \text{ A} / 400\text{V} = 22 \text{ kW}$ (5.5kW per Basic PDU)

The benefits at a glance

- Up to 4 consumers can be directly connected via C19 plugs
- Up to 4 multiple-socket outlets can be connected
- Ideal for combination with blade PDUs or a smaller number of servers in the rack
- 2 galvanically isolated C20 infeeds, 400V / 16A / 50Hz each
- Measurement module can be replaced during operation (plug-and-play)
- Integrated power metering
- Ethernet interface with integral web server
- Excellent value for money
- Modest space requirement (2 U)



Sample system for $2 \times 3 \times 32 \text{ A} / 400\text{V} = 44 \text{ kW}$ (11kW per Basic PDU)

The benefits at a glance

- Ideal for combination with PDUs with built-in MCB C16A circuit breakers
- Up to 4 multiple-socket outlets can be connected
- Cabling and installation kept to a minimum with 400V / 32A supply cables
- 2 galvanically isolated CEE infeeds, 400V / 16A / 50Hz each
- Measurement module can be replaced during operation (plug-and-play)
- Integrated power metering
- Ethernet interface with integral web server
- Excellent value for money
- Modest space requirement (2 U)




The measurement module can be replaced during operation without interrupting the supply to the connected devices.



BlueNet Power Unit base unit (measurement module is available separately)

Art. no.	Input	Output
BlueNet Power Unit		482.6 x 88 x 317 mm
2 x 1 phase 230 V		
329.9007	· 2 x 3.0 m CEE 16A / 230 V	· 4 x CEE 16A / 230 V
329.9014	· 2 x 3.0 m CEE 16A / 230 V	· 2 x CEE 16A / 230 V
329.9015	· 2 x C20 16A / 230 V	· 4 x C19 16A / 230 V
329.9016	· 2 x C20 16A / 230 V	· 2 x C19 16A / 230 V
2 x 3 phase 400 V		
329.9008	· 2 x 3.0 m CEE 16A / 400 V	· 4 x CEE 16A / 400 V
329.9013	· 2 x 3.0 m CEE 16A / 400 V	· 2 x CEE 16A / 400 V
329.9009	· 2 x 3.0 m CEE 32A / 400 V	· 4 x CEE 32A / 400 V
329.9012	· 2 x 3.0 m CEE 32A / 400 V	· 2 x CEE 32A / 400 V



BlueNet Power Unit (measurement module)

Art. no.	Version
BlueNet Power Unit Monitored Plus	
with integrated Ethernet interface	
329.9010	· 16 - 32A / 230V
329.9011	· 16 - 32A / 400 V



BlueNet Power Unit set (base unit + measurement module)

Art. no.	Input	Output
BlueNet Power Unit		482.6 x 88 x 317 mm
2 x 1 phase 230 V		
329.9001	· 2 x 3.0 m CEE 16A / 230 V	· 4 x CEE 16A / 230 V
2 x 3 phase 400 V		
329.9002	· 2 x 3.0 m CEE 16A / 400 V	· 4 x CEE 16A / 400 V
329.9003	· 2 x 3.0 m CEE 32A / 400 V	· 4 x CEE 32A / 400 V

The measurement module can be replaced during operation without interrupting the supply to the connected devices.

2 U high, 19" wide
(1 U is 44.45 mm)

Current, effective power, voltage, frequency, phase angle and energy can be read from the LC display on the front of the unit. LEDs indicate whether there is voltage present on each of the phases.

A built-in Ethernet port lets you export readings and set alarm thresholds via a web browser or SNMP.

Up to 12 miniature circuit breakers provide optimum protection and access in the rack itself.



BlueNet Power Unit 3 U including integrated fuses (modular) 16 - 32 A / 230 - 400 V / 50 Hz

BlueNet POWER UNIT offers a modular platform for power distribution in data centres.

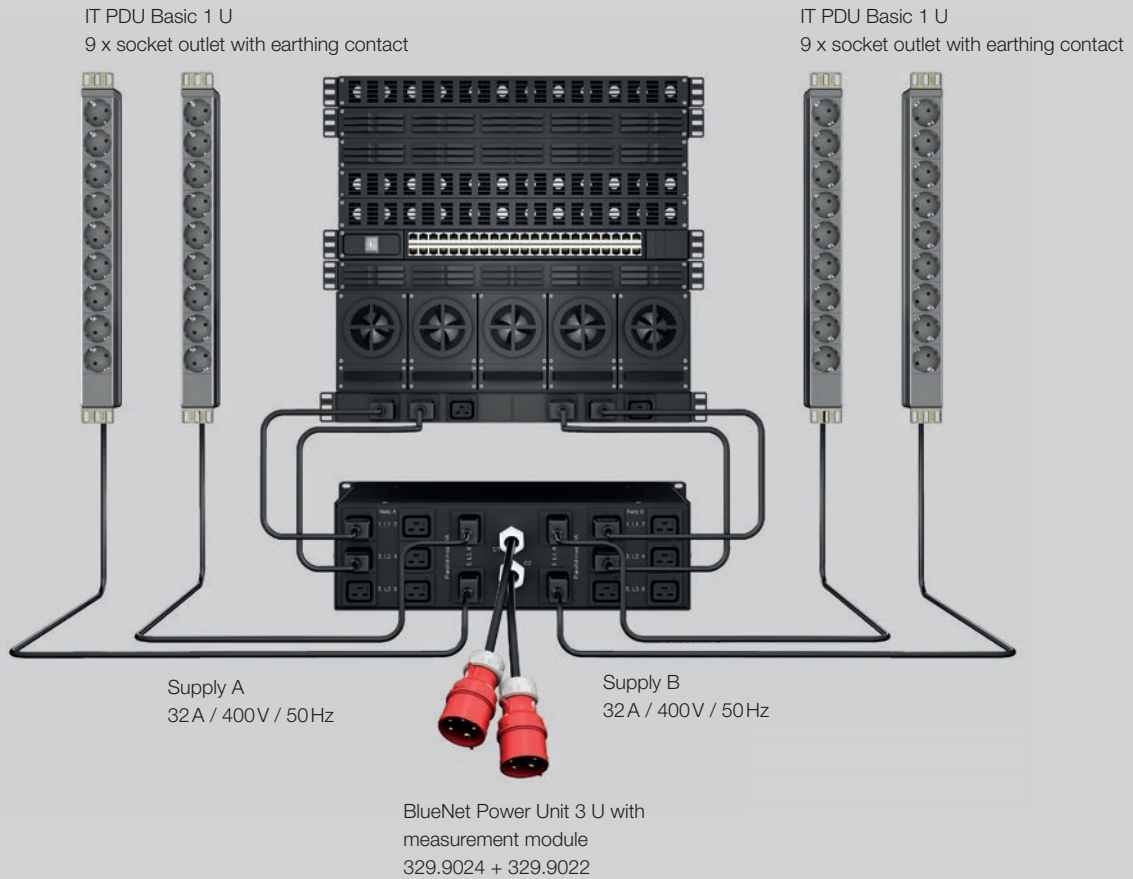
The POWER UNIT base unit provides power distribution in the rack. If necessary, the measurement module can be retrofitted or replaced during operation without interrupting the supply.

Our 3 U Power Unit is a modular platform for meeting the individual needs of modern data centres.

The benefits at a glance

- 3.6 kW - 44 kW power range, 1 phase (CEE or IEC320) or 3 phases,
- 2 galvanically isolated infeeds (16 - 32 A / 230 - 400 V)
- Measurement of: current per phase & in total, effective power per phase & in total, voltage, frequency, phase angle, energy consumption, N conductor
- Operated via web browser
- Active issuing of alarms by e-mail or SNMP Trap
- Encrypted data communication
- Protocols: HTTP, SNMP, Ethernet 10/100 MBit/s, DHCP, NTP
- Display on backlit rolling LC display
- Robust 19" enclosure in steel plate
- Accuracy of measurement +/- 1 %
- Fused with up to 12 circuit breakers
- Integrated fuse monitoring

BlueNet Power Unit 32 A / 400 V / 50 Hz



BlueNet Power Unit 3 U (basic unit)

including 12 integrated C16A miniature circuit breakers (measurement module available separately)

Art. no.	Input	Output	
BlueNet Power Unit 3 U base unit			482.6 x 88 x 317 mm
2 x 32 A / 400 V			
329.9024	· 2 x 3 m CEE 32 A / 400 V	· 16 x IEC320 C19 with IEC lock	



BlueNet Power Unit 3 U (basic unit + measurement module)

Art. no.	Input	
BlueNet Power Unit 3 U measurement module		
with integrated Ethernet interface		
329.9022	· 16 - 32 A / 400 V	



The benefits at a glance

- Up to 16 consumers or PDUs can be directly connected via C19 plugs
- Ideal for use in the Blade Center Rack or racks which combine Blade Centers and regular servers
- 2 galvanically isolated infeeds, 400 V / 32 A / 50 Hz each
- Measurement module can be replaced during operation (plug-and-play)
- Phase-level monitoring (current, voltage, power, power factor)
- Ethernet interface with integral web server
- Excellent value for money

Accessories

Mounting kits for IT PDUs

- The brackets are screwed to the PDU end cap using a screw connection (screws provided).



Art. no. | Version

1 U mounting brackets

940.142 | · Mounting brackets left and right

> 1 U mounting brackets

940.096 | · Mounting brackets left and right

Mounting brackets for VM profile variant / universal installation

- Power strip is fixed by insertion into the profile groove provided
- No additional screws required



Art. no. | Version

1 U mounting brackets

940.141 | · Mounting brackets left and right

1 U mounting brackets

940.143 | · Mounting brackets left and right

1 U link

800.0053 | · For connecting two vertically fitted PDUs



Locking clip

Art. no. | Version

Locking clips

940.103 | · Red locking clip for IEC 320 non-heating appliance socket outlets C13, supplied in packs of 12



Connecting cables for power supply

Art. no.	Cable colour	Cable cross-section mm ²	Cable length (m)	Plug	Coupling
356.119	black	1.0	0.50	C14	C13
356.169	black	1.0	0.75	C14	C13
356.120	black	1.0	1.00	C14	C13
356.127	black	1.0	1.50	C14	C13
356.171	black	1.0	2.00	C14	C13
356.172	black	1.5	0.50	ECP*	C13
356.1721	black	1.5	0.75	ECP*	C13
356.1722	black	1.5	1.00	ECP*	C13
356.1723	black	1.5	1.50	ECP*	C13
354.127	black	1.5	2.00	ECP*	C13
356.1731	black	1.5	0.50	C20	C19
356.1732	black	1.5	0.75	C20	C19
356.1733	black	1.5	1.00	C20	C19
356.183	black	1.5	1.50	C20	C19
356.1735	black	1.5	2.00	C20	C19
356.1971	black	1.5	0.50	ECP*	C19
356.1972	black	1.5	0.75	ECP*	C19
356.1973	black	1.5	1.00	ECP*	C19
356.1974	black	1.5	1.50	ECP*	C19
356.1975	black	1.5	2.00	ECP*	C19
356.900	grey	1.0	0.50	C14	C13
356.901	grey	1.0	0.75	C14	C13
356.902	grey	1.0	1.00	C14	C13
356.903	grey	1.0	1.50	C14	C13
356.904	grey	1.0	2.00	C14	C13
356.905	grey	1.5	0.50	ECP*	C13
356.906	grey	1.5	0.75	ECP*	C13
356.907	grey	1.5	1.00	ECP*	C13
356.908	grey	1.5	1.50	ECP*	C13
356.909	grey	1.5	2.00	ECP*	C13
356.910	grey	1.5	0.50	C20	C19
356.911	grey	1.5	0.75	C20	C19
356.918	grey	1.5	1.00	C20	C19
356.935	grey	1.5	1.50	C20	C19
356.936	grey	1.5	2.00	C20	C19
356.937	grey	1.5	0.50	ECP*	C19
356.938	grey	1.5	0.75	ECP*	C19
356.939	grey	1.5	1.00	ECP*	C19
356.940	grey	1.5	1.50	ECP*	C19
356.941	grey	1.5	2.00	ECP*	C19



*ECP=earthing contact plug



Locking cap IEC320 C13 & C19

Art. no. | Version

Connecting cable for interlock

800.0050	· C19 locking caps, 10 items incl. unlocking tool
800.0051	· C13 locking caps, 10 items incl. unlocking tool
800.0052	· Unlocking tool for locking cap

RackFix tool-free mounting on 19" rail

- Self-locking fixing connector for tool-free fastening of PDUs in 19" rack



Art. no. | Version

RackFix tool-free rack fastening

940.166	· Fixing clip, supplied in packs of 50
940.167	· Disassembly tool for fixing clip

Shift inhibitor

- To protect against unintentional actuation of miniature or residual current circuit breakers



Art. no. | Version

Shift inhibitor

940.140	· Activation lock for circuit breakers and single-pole switches, to protect against operation of switch lever where unauthorised or dangerous
---------	---

Data cables → Transfer of data within various categories

Art. no.	Length	Version
----------	--------	---------

CAT5e patch cable plug/plug		
918.003	1.0 m	· CAT5e cable, shielded, colour grey
940.052	3.0 m	· Conforms to ISO / IEC 11801 and EN 50173
940.053	5.0 m	· Ends 1 and 2: RJ45 plug with protective rubber sleeve and protective tongue for interlock · Suitable for e.g. CAT5e socket / socket 940.057



CAT6 patch cable plug / plug		
940.040	3.0 m	· CAT6 cable, shielded, colour grey
940.041	5.0 m	· Conforms to ISO / IEC 11801 and EN 50173 · Ends 1 and 2: RJ45 plug with protective rubber sleeve and protective tongue for interlock · Suitable for e.g. CAT6 socket / socket 940.044



CAT6a patch cable plug / plug		
918.006	1.0 m	· CAT7 cable, shielded, colour black
918.007	3.0 m	· Conforms to IEC 61156-6
918.008	5.0 m	· Ends 1 and 2: RJ45 Hirose TM12 CAT6a plug with protective rubber sleeve and unlocking tongue · Suitable for e.g. CAT6 socket / socket 940.044



CAT6a patch cable plug		
918.033	3.0 m	· CAT7 cable, shielded, colour black
918.034	5.0 m	· Conforms to IEC 61156-6 · End 1: RJ45 Hirose TM12 CAT6a plug with protective rubber sleeve and unlocking tongue. End 2: CAT6a TKM 10 GB keystone socket. · Fits into keystone frame 917.000 / 917.001 / 917.061 / 917.062



RJ12 patch cable plug / plug		
940.089	3.0 m	· RJ12 cable, unshielded, colour black · Conforms to ISO / IEC 11801 and EN 50173 · Ends 1 and 2: RJ12 plug with protective rubber sleeve · Suitable for e.g. RJ12 socket / socket 940.085



FACILITY SOLUTIONS

Desk connection panels



CONFERENCE..... 84

Practical power and data supply. Recessed in the top of the desk or table when not in use. Simply press down with your thumb to open the unit. Features a spring clip, can be closed once cables have been connected.

TOP FRAME..... 88

TOP FRAME is the new power and data supply solution for conference facilities. Cover can be completely recessed, allowing power and data to be conveniently accessed from any seat around the table.

CONI..... 94

Unrestricted access to power and data at the table or desk. Integrated into the work surface together with connected cables. The integrated brush insert prevents cables jamming.

NEW CONI DUO..... 98

CONI twin pack. Designed especially for use with small meeting tables, which have energy and data connections on opposite sides.

CONI COVER 102

Elegant access to separate power supply units under the desk or table. Also ideal for retrofitting. Features integrated brush insert, can be closed even with connecting cables plugged in.

POWER FRAME COVER 104

The amazing evolution of the POWER FRAME. An elegant and attractive aluminium cover which matches the aesthetic of stylish offices or conference rooms.

POWER FRAME..... 106

For an integrated power and data supply to workstations. Versatile application options. The power strip simply clicks into the built-in frame.

TWIST..... 110

Exceptionally compact power strip and space-saving cable management. TWIST is flat enough not to interfere with units installed underneath. Winner of the Red Dot Product Design Award 2012 and other awards.

ELEVATOR 112

Designed for a standard hole diameter of 79 mm, ELEVATOR is a compact powerhouse. Recessed in the top of the desk or table when not in use, simply touch to raise.

LIFT 114

A practical combination of sophisticated looks and precision mechanical design. Recessed in the top of the desk or table when not in use. Simply touch to raise. Docking options on four sides.

DESK 1 118
 Ideal where workstations have to be flexible. Modular design for individual configuration of communication and power supply connections. Fixed or free-standing installation.

DESK 2 128
 The new generation of the Desk range, with superior design credentials. The modularity for which Bachmann is renowned ensures adaptability to future requirements.

STEP 134
 For flexible power and data supply at workstations, in partition systems, false floors, etc. Consistent modularity means that the possibilities are virtually endless.

UNIVERSAL..... 140
 Complete unit for electrical, data and media connections on desks and conference tables



Custom modules

Custom modules 142 C
 The word custom appears in this catalogue wherever the modules can be flexibly interchanged. Custom modules: Bachmann FACILITY SOLUTIONS can be adapted to perfectly match individual requirements for data, video and audio connections.



Media technology

Media Express..... 174
 Plug-and-play for simplicity and efficiency



LanLight®, the smart supply system

LanLight® system overview..... 184
 Modular building installation solution offering flexible supply to office workstations

Basic unit and inserts..... 188
 Connecting plates for power and data

Lift covers 190
 Modern floor boxes for dry-cleaned floors

Pillars 191
 Mobile pillars for power and data distribution in raised and false floors



Consolidation points

CONSOLIDATION POINTS 192
 Underfloor distributors for power and data




Accessories, cables & cable management 196

World of opportunities



Function modules can be integrated ex factory




Anti-theft bracket

This stainless steel lock bracket is a permanent fixture and allows a Kensington lock to be attached. Anti-theft protection for mobile hardware such as laptops, desktop PCs, projectors, LCD screens, tablets, etc.



Overvoltage protection

These days the failure of electrical and electronic equipment is a real nightmare scenario. Protection against excess electric voltage is more important than ever for electrical and electronic equipment. "24/7 availability" is now essential for many users. Don't worry: the Bachmann strip with built-in overvoltage protection is the answer.



Mains and frequency filters

Mains and frequency filters ensure effective screening and smoothing of the input voltage. Only "clean" voltage gets through our mains and frequency filters. Voltage stabilisation and the filtering out of disturbance frequencies allows the connected device to run properly and smoothly.



Loudspeaker module

Make direct broadcasts - without making a lot of noise. A Bachmann loudspeaker module used for a presentation, video or phone conference allows you to make direct broadcasts. The overall volume of the indirect broadcast can therefore be reduced significantly. Our modules are available in 8 ohm and also 100V technology.



USB hub 3.0

The USB 3.0 hub is an active component. It has a plug mains adaptor, that supplies the connected USB devices with power.


USB 3.0 keystone module

The USB keystone module supports USB 3.0 and allows data to be transferred at high speed. Three different socket/socket combinations are available for different configurations.



USB charger

The USB charger component has 2 ports with max. 2.15 A. Integrated in Bachmann products, the ability to charge mobile devices using the universal USB charger is very convenient and the integrated mains adaptor frees up socket outlets too.



Residual current circuit breaker / miniature circuit breaker

The residual current circuit breaker / miniature circuit breaker integrated in a Bachmann strip gives you peace of mind. The user can select between the two circuit breakers. But they can of course be combined too.



Data switch

Small, compact and can be integrated in Bachmann power strips: the high-speed network data switch provides PoE (Power over Ethernet) for selected devices.



Automatic switchoff


The automatic switchoff unit allows efficient savings in power consumption by modern-day office equipment during non-working hours. Switching equipment off completely is no longer left to chance: power saving now begins as soon as the workstation PC is shut down. The effectiveness of this system exceeds the savings possible with master-and-slave multiple-socket outlets, since virtually no standby current is drawn by the master device and total power consumption during on-working hours is zero.



You can also use the product configurator at bachmann.com

Bachmann products provide solutions that are as individual as life itself.





CONFERENCE

Setting a design standard

Ideal for conference and training desks, tables and high-grade workstations alike, CONFERENCE is a truly refined and discreet solution for individual access to power and data connections.

When not in use, CONFERENCE is hidden in the top of the desk or table. When you need power or data, simply press with your finger to release the magnetic catch. The opening flap then swings up. Once you have connected your notebook, projector, microphone, etc. you can close the flap again. The narrow closing flap opposite this adapts to the inserted cables - nothing is squashed and the desk or table stays looking as elegant as before.

The benefits at a glance


- Integrated into your desktop or tabletop
- Simply press with your finger to open
- Flap can be closed with cables plugged in
- For both surface mounting (e.g. if retrofitting) and flush mounting
- Can be fitted flush with the tabletop
- Suitable for veneer finishing
- Configuration can be freely selected (see custom modules from page 136)
- Complete power strip can be quickly interchanged

CONFERENCE built-in frames are available both for surface mounting (e.g. if retrofitting) and for flush mounting in the tops of desks and tables. When installed under a desk or table, the opening and closing flaps are flush with the tabletop or desktop. As we can supply flaps in virtually every coating imaginable, and even ready for veneer finishing, on request, CONFERENCE is able to meet the most stringent of requirements when it comes to design elegance and configuration harmony.


Select exactly which configuration of CONFERENCE data connections suits your particular requirements. Power strips can also be interchanged quickly, and at any time, without the need for tools. Maximum functionality and top-end design can therefore be adapted to advances in communication technology for many years to come.



Simply press with your finger to open CONFERENCE. Thanks to its flexible closing flap, the unit can even be closed once devices have been plugged in without crushing the cables.



CONFERENCE – as versatile as you need.




Simple built-in frame fitting

The built-in frame is very easy to install - only standard tools are required. Simply cut a rectangular hole in the top of your desk or table.

Frameless

CONFERENCE under-table mounting frames (frameless) are fitted from the underside of the tabletop. Therefore, only the pivoting flaps are visible on the tabletop. The drawings showing how to accurately produce the table or desk cut-outs are supplied with the unit or can be found in the download area at www.bachmann.com. If required, use the integrated bayonet catch to remove the flaps from the frame. You can also customise the flaps to match the finish of your tabletop up to 2 mm or desktop by applying a suitable veneer (this is not done ex works).

The dimensions of the cut-out are included in the frame packaging materials. They are also available by e-mail or can be downloaded from www.bachmann.com



Power strip simply clicks into place

The power strip is not supplied with the built-in frame and must be ordered separately.

It simply clicks into the built-in frame (tools are not required).

Since the power strip can be interchanged at any time, the user is guaranteed long-term flexibility and adaptability to future requirements.

CONFERENCE with frame

- Chamfered side panels, can be flush-mounted on desk or table surface
- Includes quick-change mechanism for swapping power strips
- Includes fixing claws and fitting instructions with cut-out dimensions

Art. no. | Version

CONFERENCE built-in frame, short		Moonstone metallic
338.0201	<ul style="list-style-type: none"> · Outer dimensions: approx. 284.6 x 182.4 mm, built-in dimensions: approx. 268.6 x 166.4 mm · Built-in depth: 110 mm 	

CONFERENCE built-in frame, long		Moonstone metallic
338.0200	<ul style="list-style-type: none"> · Outer dimensions: approx. 466.1 x 182.4 mm, built-in dimensions: approx. 450.1 x 166.4 mm · Built-in depth: 110 mm 	

CONFERENCE built-in frame, short		Silver grey, similar to RAL9006
338.0219	<ul style="list-style-type: none"> · Outer dimensions: approx. 284.6 x 182.4 mm, built-in dimensions: approx. 268.6 x 166.4 mm · Built-in depth: 110 mm 	

CONFERENCE built-in frame, long		Silver grey, similar to RAL9006
338.0221	<ul style="list-style-type: none"> · Outer dimensions: approx. 466.1 x 182.4 mm, built-in dimensions: approx. 450.1 x 166.4 mm · Built-in depth: 110 mm 	

CONFERENCE built-in frame, short		Chrome effect finish
338.0210	<ul style="list-style-type: none"> · Outer dimensions: approx. 284.6 x 182.4 mm, built-in dimensions: approx. 268.6 x 166.4 mm · Built-in depth: 110 mm 	

CONFERENCE built-in frame, long		Chrome effect finish
338.0212	<ul style="list-style-type: none"> · Outer dimensions: approx. 466.1 x 182.4 mm, built-in dimensions: approx. 450.1 x 166.4 mm · Built-in depth: 110 mm 	



Figure: Similar colour used

CONFERENCE frameless

Art. no. | Version

CONFERENCE built-in frame for below table, short		Silver grey, similar to RAL9006
338.0231	<ul style="list-style-type: none"> · Dimensions (visible surface): approx. 261.5 x 119 mm · Built-in depth: 107 mm 	

CONFERENCE built-in frame for below table, long		Silver grey, similar to RAL9006
338.0230	<ul style="list-style-type: none"> · Dimensions (visible surface): approx. 442.5 x 119 mm · Built-in depth: 107 mm 	



You will find power strips suitable for CONFERENCE and TOP FRAME on pages 92 and 93



TOP FRAME

Perfect elegance

TOP FRAME is the new power and data supply solution for conference facilities. Cover can be completely recessed, allowing power and data to be conveniently accessed from any seat around the table. TOP FRAME's balanced geometry fits elegantly into the tabletop, so even high-quality veneers can be applied to the tables or desks.

TOP FRAME is also elegantly simple to open:
just press lightly with a finger and it opens and closes again - silently.

The benefits at a glance

- Access to power supply and data from any seat
- Opens silently
- Integrated into your desktop or tabletop
- Can be fitted flush with the tabletop
- Version with surround frame suitable for retrofitting
- Suitable for veneer finishing
- Configuration can be freely selected
- Complete power strip can be quickly interchanged

The surrounding frame also makes TOP FRAME ideal for retrofitting. The power strips can, of course, be interchanged in a flash and can be fitted with Bachmann's flexible custom modules.

Various different versions of TOP FRAME are available: in EV1 anodised aluminium or silver grey similar to RAL 9006 powder-coated. Other surface finishes are available on request. A veneer of up to 0.6 mm can also be glued to the flap without having to adjust the dimensions of the cut-out.

The power strip clips into the frame without tools. A short version of the power strip with 4 modules, and a long version with 8 modules are available, to suit both TOP FRAME solutions.



TOP FRAME opens silently and can also be conveniently operated from the seat opposite.

TOP FRAME frameless

- Includes fixing accessories

Art. no. | Version



TOP FRAME base **Black**

TOP FRAME base without flap, black powder-coated housing

925.100	<ul style="list-style-type: none"> · 4-way · Dimensions (L x W x H): approx. 300 x 92 x 98 mm
925.101	<ul style="list-style-type: none"> · 8-way · Dimensions (L x W x H): approx. 482.5 x 92 x 98 mm



TOP FRAME cover **blasted and EV1 anodised**

TOP FRAME blasted and anodised cover, with fixing screws

925.0044	<ul style="list-style-type: none"> · 4-way · for mounting on TOP FRAME base (art. no. 925.100)
925.0034	<ul style="list-style-type: none"> · 8-way · for mounting on TOP FRAME base (art. no. 925.101)



TOP FRAME cover **blasted and black anodised**

TOP FRAME blasted and black anodised cover, with fixing screws

925.0047	<ul style="list-style-type: none"> · 4-way · for mounting on TOP FRAME base (art. no. 925.100)
925.0049	<ul style="list-style-type: none"> · 8-way · for mounting on TOP FRAME base (art. no. 925.101)



TOP FRAME cover **EV1 anodised**

TOP FRAME EV1 anodised cover, with fixing screws

925.0022	<ul style="list-style-type: none"> · 4-way · for mounting on TOP FRAME base (art. no. 925.100)
925.0023	<ul style="list-style-type: none"> · 8-way · for mounting on TOP FRAME base (art. no. 925.101)

TOP FRAME with frame

- Includes fixing accessories

Art. no. | Version

TOP FRAME, short **Silver grey similar to RAL 9006**

Asymmetrical surround frame, for 4-way power strip


- | | |
|---------|---|
| 925.500 | <ul style="list-style-type: none"> · Aluminium flap, silver grey similar to RAL9006, black powder-coated housing · Dimensions (L x W x H): approx. 340.5 x 162 x 98.35 mm |
|---------|---|



TOP FRAME, long **Silver grey similar to RAL 9006**

Asymmetrical surround frame, for 8-way power strip


- | | |
|---------|---|
| 925.501 | <ul style="list-style-type: none"> · Aluminium flap, silver grey similar to RAL9006, black powder-coated housing · Dimensions (L x W x H): approx. 523 x 162 x 110 mm |
|---------|---|



TOP FRAME, short **Silver grey similar to RAL 9006**

Symmetrical surround frame, for 4-way power strip

- | | |
|---------|---|
| 925.800 | <ul style="list-style-type: none"> · Aluminium flap, silver grey similar to RAL9006, black powder-coated housing · Dimensions (L x W x H): approx. 400.5 x 192 x 98.35 mm |
|---------|---|



TOP FRAME, long **Silver grey similar to RAL 9006**

Symmetrical surround frame, for 8-way power strip

- | | |
|---------|---|
| 925.801 | <ul style="list-style-type: none"> · Aluminium flap, silver grey similar to RAL9006, black powder-coated housing · Dimensions (L x W x H): approx. 583 x 192 x 98.35 mm |
|---------|---|



You will find power strips suitable for CONFERENCE and TOP FRAME on the next two pages

4-way power strips for CONFERENCE / TOP FRAME

Power cables and custom modules are available separately. See glossary for country-specific information.

Art. no. | Version



U	C	4-way: 3 x custom module + power socket outlet	Length: approx. 260 mm
Anodised aluminium profile; power input: GST18i3 plug, power output: GST18i3 socket			
DE	909.002	· 1 x socket outlet with earthing contact, shuttered, black, set at 35°	
FR	909.025	· 1 x French / UTE socket outlet, shuttered, black, set at 35°	
CH	909.028*	· 1 x Swiss / CH socket outlet, black, set at 0°	
IT	909.065*	· 1 x Italian / earthing contact combination, black, set at 35°	



C	4-way: 2 x custom module + power socket outlets	Length: approx. 260 mm
Anodised aluminium profile; power input: GST18i3 plug, power output: GST18i3 socket		
DE	909.003	· 2 x socket outlet with earthing contact, shuttered, black, set at 35°
FR	909.010	· 2 x French / UTE socket outlet, shuttered, black, set at 35°
CH	909.017	· 2 x Swiss / CH socket outlet, black, set at 0°
IT	909.029	· 2 x Italian / earthing contact combination, black, set at 35°



C	4-way: 1 x custom module + power socket outlets	Length: approx. 260 mm
Anodised aluminium profile; power input: GST18i3 plug, power output: GST18i3 socket		
DE	909.004	· 3 x socket outlet with earthing contact, shuttered, black, set at 35°
FR	909.011	· 3 x French / UTE socket outlet, shuttered, black, set at 35°
IT	909.058*	· 3 x Italian / earthing contact combination, black, set at 35°
UK	909.0023*	· 2 x UK 3.15A individually fused, shuttered, black, set at 45°
Anodised aluminium profile; 0,3 m GST18 extension		
CH	909.018	· 4 x Swiss / CH socket outlet, black, set at 0°, incl. Wieland T distributor



C	4-way: 4 x custom module	Length: approx. 260 mm
Anodised aluminium profile; without power connection		
	909.000	· without socket outlets



U	C	4-way: 1 x USB double charger (5.2 V/2.15 A) + custom modules + power socket outlets	L: approx. 260 mm
Anodised aluminium profile; power input: GST18i3 plug, power output: GST18i3 socket			
DE	909.0056	· 2 x socket outlet with earthing contact, shuttered, black, set at 35° · 1 x USB double charger, 1 x custom module	
FR	909.0059	· 2 x French / UTE socket outlet, shuttered, black, set at 35° · 1 x USB double charger, 1 x custom module	



8-way power strips for CONFERENCE / TOP FRAME

Power cables and custom modules are available separately. See glossary for country-specific information.

Art. no. | Version



U	C	8-way: 1 x USB double charger (5.2 V/2.15 A) + custom modules + power socket outlets	L: approx. 444 mm
Anodised aluminium profile; power input: GST18i3 plug, power output: GST18i3 socket			
DE	909.0057	· 3 x socket outlet with earthing contact, shuttered, black, set at 35° · 1 x USB double charger, 4 x custom module	
FR	909.0060	· 3 x French / UTE socket outlet, shuttered, black, set at 35° · 1 x USB double charger, 4 x custom module	
UK	909.0058	· 3 x UK 3.15A individually fused, shuttered, black, set at 45° · 1 x USB double charger, 2 x custom module	

* No storage type

8-way power strips for CONFERENCE / TOP FRAME

Power cables and custom modules are available separately. See glossary for country-specific information.

Art. no. | Version

8-way: 6 x custom module + power socket outlet Length: approx. 444 mm **C**

Anodised aluminium profile; power input: GST18i3 plug, power output: GST18i3 socket		
909.005	· 2 x socket outlet with earthing contact, shuttered, black, set at 35°	
909.012	· 2 x French / UTE socket outlet, shuttered, black, set at 35°	
909.033*	· 2 x Swiss / CH socket outlet, black, set at 0°	



8-way: 5 x custom module + power socket outlet Length: approx. 444 mm **C**

Anodised aluminium profile; power input: GST18i3 plug, power output: GST18i3 socket		
909.006	· 3 x socket outlet with earthing contact, shuttered, black, set at 35°	
909.013	· 3 x French / UTE socket outlet, shuttered, black, set at 35°	
909.0029	· 2 x UK 3.15 A individually fused, shuttered, black, set at 45°	



8-way: 4 x custom module + power socket outlet Length: approx. 444 mm **C**

Anodised aluminium profile; power input: GST18i3 plug, power output: GST18i3 socket		
909.007	· 4 x socket outlet with earthing contact, shuttered, black, set at 35°	
909.014	· 4 x French / UTE socket outlet, shuttered, black, set at 35°	
909.019*	· 5 x Swiss / CH socket outlet, black, set at 0°	
909.050*	· 4 x Italian / earthing contact combination, black, set at 35°	
909.0028	· 2 x UK 3.15 A individually fused, shuttered, black, set at 45°	



8-way: 3 x custom module + power socket outlet Length: approx. 444 mm **C**

Anodised aluminium profile; power input: GST18i3 plug, power output: GST18i3 socket		
909.008	· 5 x socket outlet with earthing contact, shuttered, black, set at 35°	
909.015	· 5 x French / UTE socket outlet, shuttered, black, set at 35°	
909.020*	· 6 x Swiss / CH socket outlet, black, set at 0°	
909.0027	· 3 x UK 3.15 A individually fused, shuttered, black, set at 45°	



8-way: 2 x custom module + power socket outlet Length: approx. 444 mm **C**

Anodised aluminium profile; power input: GST18i3 plug, power output: GST18i3 socket		
909.009	· 6 x socket outlet with earthing contact, shuttered, black, set at 35°	
909.016	· 6 x French / UTE socket outlet, shuttered, black, set at 35°	
909.0026	· 4 x UK 3.15 A individually fused, shuttered, black, set at 45°	



8-way: 8 x custom module Length: approx. 444 mm **C**

Anodised aluminium profile; without power connection		
909.001	· without socket outlets	



CONFERENCE guide rail set

Art. no. | Version

CONFERENCE guide rail set Black

For power strips (pages 92 - 93)	
940.099	· Guide rail, plastic, black · Incl. 2 countersunk head screws 2.9 x 13 mm with Torx to DIN 7982



* No storage type



CONI

Integrated functionality

CONI brings flexibility to the desktop, for example in conference and training rooms. CONI facilitates unrestricted individual access to power, media and data right on the tabletop or desktop. Minimal installation depth means there is no reduction in leg room under the desk or table, even where the units are fitted near the edge. A wide range of standard surface finishes also provides the freedom to design.

The benefits at a glance



- Integrated into your desktop or tabletop
- Minimum built-in depth, robust frame design
- Integrated brush insert for closing once cables have been plugged in
- Configuration can be freely selected (see custom modules from page 142)
- Complete power strip can be quickly interchanged
- Suitable for retrofitting

When not in use, CONI integrates into the surface of the desk or table. When you need power, data or media, simply open the cover, plug into a socket and close the cover again. The integrated brush insert prevents the cables from jamming. The harmonious appearance of an "even" table is retained.

Configuration of CONI data connections can be freely selected (see custom modules from page 142). Power strips can also be interchanged quickly, and at any time, without the need for tools. Integrated functionality and flexibility not just for today but also for the advances of tomorrow.



CONI provides unrestricted access to power, media and data supplies. Thanks to the integrated brush insert, the cover can be closed once devices have been connected without jamming the cables.



Installed with ease

The built-in frame is very easy to install - only standard tools are required. Simply make a cut-out in the top of your desk or table. Then just tighten the 4 fixing claws tighten with a screwdriver and secure the built-in frame within the desk or table.

CONI built-in frame, short and long version

Built-in depth is 56 mm, suitable for desktop or tabletop thicknesses of 10 mm and above. They have an R5 corner radius, which enables them to be flush-mounted in desks or tables.

The black brush strips can easily be replaced with colour strips; no tools are required. Simply remove the built-in frame from the top of the desk or table and unscrew the 3 re-usable plastic rivets.



CONI built-in frame short

Outer dimensions:
approx. 248 x 151 mm

CONI built-in frame long

Outer dimensions:
approx. 386.5 x 151 mm

Art. no.	Version
	CONI, short Silver grey, similar to RAL9006 338.0203 · Dimensions approx. 248 x 151 mm
	CONI, long Silver grey, similar to RAL9006 338.0205 · Dimensions approx. 386.5 x 151 mm
	CONI, short Anthracite, similar to RAL7016 338.0204 · Dimensions approx. 248 x 151 mm
	CONI, long Anthracite, similar to RAL7016 338.0206 · Dimensions approx. 386.5 x 151 mm
	CONI, short Chrome look 338.0214 · Dimensions approx. 248 x 151 mm
	CONI, long Chrome look 338.0227 · Dimensions approx. 386.5 x 151 mm
	CONI, short White, similar to RAL9010 911.000 · Dimensions approx. 248 x 151 mm
	CONI, long White, similar to RAL9010 911.001 · Dimensions approx. 386.5 x 151 mm
	CONI, short Black, similar to RAL9005 911.002 · Dimensions approx. 248 x 151 mm
	CONI, long Black, similar to RAL9005 911.003 · Dimensions approx. 386.5 x 151 mm
	CONI, short Ground stainless steel 911.004 · Dimensions approx. 248 x 151 mm
	CONI, long Ground stainless steel 911.005 · Dimensions approx. 386.5 x 151 mm

CONI bracket

- For mounting CONI power strips without using a built-in frame. Can, for example, be installed under a desktop or table-top in a cable tray. Standard chipboard screws (which can be purchased from all good retailers) are required for mounting.
- Takes account of the rear-side outlet and bending radii of power and data connections.

Art. no. | Version

CONI bracket, tall

918.002	<ul style="list-style-type: none"> · Black · 2 items in plastic bag · Distance between floor and socket outlet profile: 30 mm · Distance between floor and top edge of multiple-socket outlet: 74 mm
---------	--




CONI holder

- For optional mounting on CONI built-in frame (short and long version)
- Allows excess lengths of cable to be stowed when plugged in
- Easy to fit by hooking into built-in frame (already fitted), using plastic rivets supplied
- Small extra built-in depth of approx. 20 mm in addition to depth of built-in frame

Art. no. | Version

CONI holder

911.910	· Version for CONI built-in frame, short
911.913	· Version for CONI built-in frame, long



CONI brushes

Art. no. | Version

CONI brush strip, short

911.900	· Red
911.901	· Blue
911.903	· Yellow
911.904	· Black

CONI brush strip, long

911.905	· Red
911.906	· Blue
911.907	· White
911.908	· Yellow
911.909	· Black



**NEW**

CONI DUO

CONI DUO is ideal for narrow conference and training desks and tables. CONI DUO provides simple and unimpeded access to power, media and data connections on the table or desk from two sides. There is no reduction in leg room under the desk or table.

When not in use, CONI DUO integrates fully into the surface of the desk or table. When you need power, data or media, simply open one of the two covers, plug into the desired socket and close the cover again. The brush insert prevents the cables from jamming. The harmonious appearance of an "even" table is retained. Configuration of CONI DUO data connections can be freely selected (see custom modules from page 142). Power strips can also be interchanged quickly, and at any time, without the need for tools. Integrated functionality and maximum flexibility not just for today but also for the advances of tomorrow.

The benefits at a glance

- Access from 2 opposite sides
- Just one desk or table cut-out needed
- Integrated into your desktop or tabletop
- Minimum built-in depth, robust frame design
- Integrated brush insert for closing once cables have been plugged in

CONI DUO, short and long version

The name says it all:
CONI twin pack.

Designed especially for use with
small meeting tables, which have
energy and data connections on
opposite sides.



CONI DUO built-in frame short

6-way: 2 x 3-way

Outer dimensions: approx.:
505 x 151 mm

CONI DUO built-in frame long

12-way: 2 x 6-way

Outer dimensions: approx.:
782 x 151 mm

Art. no. | Version

CONI DUO Silver grey, similar to RAL9006 **NEW**

6-way, short

911.026 | · Dimensions approx. 505 x 151 mm

12-way, long

911.025 | · Dimensions approx. 782 x 151 mm

CONI DUO White, similar to RAL9010 **NEW**

6-way, short

911.028 | · Dimensions approx. 505 x 151 mm

12-way, long

911.029 | · Dimensions approx. 782 x 151 mm








3-way power strips for CONI

Power cables and custom modules are available separately. See glossary for country-specific information.

Art. no. | Version

C **3-way: 2 x custom module + power socket outlet** **Length: approx. 217 mm**



Anodised aluminium profile; power input: 0.1 m cable and GST18i3 plug

	912.002	· 1 x socket outlet with earthing contact, shuttered, black, set at 35°
	912.009	· 1 x French / UTE socket outlet, shuttered, black, set at 35°
	912.016	· 1 x Swiss / CH socket outlet, black, set at 0°
	912.0055*	· 1 x Italian / earthing contact combination, black, set at 35°
	912.0080	· 1 x UK 3.15A individually fused, shuttered, black, set at 90°



C **3-way: 1 x custom module + power socket outlets** **Length: approx. 217 mm**


Anodised aluminium profile; power input: 0.1 m cable and GST18i3 plug

	912.003	· 2 x socket outlet with earthing contact, black, set at 35°
	912.010	· 2 x French / UTE socket outlet, shuttered, black, set at 35°
	912.015	· 3 x Swiss / CH socket outlet, black, set at 0°
	912.037*	· 1 x socket outlet with earthing contact, black, set at 35°, · 1 x Swiss / CH socket outlet, black, set at 0°
	912.045	· 2 x UK 3.15A individually fused, shuttered, black, set at 90°



C **3-way: 1 x custom module + power socket outlets, black and red** **Length: approx. 217 mm**


Anodised aluminium profile; power input: 2 x 0.1 m cable (black and red) and GST18i3 plug (black)

	912.023*	· 1 x socket outlet with earthing contact, black, set at 35° · 1 x socket outlet with earthing contact, red, set at 35°
--	----------	--



3-way: 2 x CAT5e + power socket outlets **Length: approx. 217 mm**

Anodised aluminium profile; power input: 0.1 m cable and GST18i3 plug

	333.1008	· 2 x socket outlet with earthing contact, black, set at 35° · 2 x CAT5e RJ45, front: socket / rear: socket
---	----------	--



3-way: Power socket outlets **Length: approx. 217 mm**

Anodised aluminium profile; power input: 0.1 m cable and GST18i3 plug

	333.1007	· 3 x socket outlet with earthing contact, black, set at 35°
---	----------	--



C **3-way: 3 x custom module** **Length: approx. 217 mm**

Anodised aluminium profile; without power connection



912.000	· without socket outlets
---------	--------------------------



Art. no. | Version

U **C** **3-way: 1 x USB double charger (5.2 V/2.15 A) + custom modules + power socket outlets** **Length: approx. 217 mm**

Anodised aluminium profile; power input: 0.1 m cable and GST18i3 plug

	912.0167	· 1 x socket outlet with earthing contact, shuttered, black, set at 35° · 1 x USB double charger (5.2 V/2.15 A), 1 x custom module
	912.0156	· 2 x socket outlet with earthing contact, shuttered, black, set at 35° · 1 x USB double charger (5.2 V/2.15 A)
	912.0171	· 1 x French / UTE socket outlet, shuttered, black, set at 35° · 1 x USB double charger (5.2 V/2.15 A), 1 x custom module



* No storage type

6-way power strips for CONI

Power cables and custom modules are available separately. See glossary for country-specific information.

Art. no.	Version			
6-way: 5 x custom module + power socket outlet Length: approx. 356 mm C				
Anodised aluminium profile; power input: 0.1 m cable and GST18i3 plug				
912.004	· 1 x socket outlet with earthing contact, shuttered, black, set at 35°			
6-way: 4 x custom module + power socket outlet Length: approx. 356 mm C				
Anodised aluminium profile; power input: 0.1 m cable and GST18i3 plug				
912.005	· 2 x socket outlet with earthing contact, shuttered, black, set at 35°			
912.011	· 2 x French / UTE socket outlet, shuttered, black, set at 35°			
912.017	· 3 x Swiss / CH socket outlet, black, set at 0°			
6-way: 3 x custom module + power socket outlet Length: approx. 356 mm C				
Anodised aluminium profile; power input: 0.1 m cable and GST18i3 plug				
912.006	· 3 x socket outlet with earthing contact, shuttered, black, set at 35°			
912.012	· 3 x French / UTE socket outlet, shuttered, black, set at 35°			
912.018	· 4 x Swiss / CH socket outlet, black, set at 0°			
912.022	· 3 x UK 3.15A individually fused, shuttered, black, set at 90°			
6-way: 2 x custom module + power socket outlet Length: approx. 356 mm C				
Anodised aluminium profile; power input: 0.1 m cable and GST18i3 plug				
912.007	· 4 x socket outlet with earthing contact, shuttered, black, set at 35°			
912.013	· 4 x French / UTE socket outlet, shuttered, black, set at 35°			
912.019	· 5 x Swiss / CH socket outlet, black, set at 0°			
912.035*	· 1 x socket outlet with earthing contact, black, set at 35° · 3 x Swiss / CH socket outlet, black, set at 0°	 		
912.0221	· 4 x UK 3.15A individually fused, shuttered, black, set at 90°			
6-way: 1 x custom module + power socket outlet Length: approx. 356 mm C				
Anodised aluminium profile; power input: 0.1 m cable and GST18i3 plug				
912.008	· 5 x socket outlet with earthing contact, shuttered, black, set at 35°			
912.014	· 5 x French / UTE socket outlet, shuttered, black, set at 35°			
912.021	· 4 x UK 3.15A individually fused, shuttered, black, set at 90°			
6-way: 3 x custom module + power socket outlet, black and red Length: approx. 356 mm C				
Anodised aluminium profile; power input: 2 x 0.1 m cable (black and red) and GST18i3 plug (black)				
912.024	· 1 x socket outlet with earthing contact, shuttered, black, set at 35° · 2 x socket outlet with earthing contact, shuttered, red, set at 35°			
6-way: 2 x custom module + power socket outlet, black and red Length: approx. 356 mm C				
Anodised aluminium profile; power input: 2 x 0.1 m cable (black and red) and GST18i3 plug (black)				
912.025	· 2 x socket outlet with earthing contact, black, set at 35° · 2 x socket outlet with earthing contact, red, set at 35°			
6-way: 6 x custom module Length: approx. 356 mm C				
Anodised aluminium profile; without power connection				
912.001	· without socket outlets			
Art. no. Version				
6-way: 1 x USB double charger (5.2 V/2.15 A) + custom modules + power socket outlets Length: approx. 356 mm C U				
Anodised aluminium profile; power input: 0.1 m cable and GST18i3 plug				
912.0168	· 2 x socket outlet with earthing contact, shuttered, black, set at 35° · 1 x USB double charger, 3 x custom module			
912.0169	· 3 x Swiss / CH socket outlet, black, set at 90° · 1 x USB double charger, 3 x custom module			
912.0172	· 2 x French / UTE socket outlet, shuttered, black, set at 35° · 1 x USB double charger, 3 x custom module			
912.0280	· 2 x UK 3.15A individually fused, shuttered, black, set at 90° · 1 x USB double charger, 3 x custom module			



CONI COVER

Easy access

CONI COVER is an elegant way of accessing separate power supply units or standard cable installation systems under the tops of desks and tables. It is ideal, for example, for desks and tables with built-in cable ducts. CONI COVER can, of course, also be retrofitted to existing equipment.

To access the connections under the desktop or tabletop, the cover of the CONI COVER simply has to be opened. Thanks to the integrated brush insert, the cover can even be closed again with devices connected. The harmonious appearance of an "even" table is retained.

CONI COVER, the refined cover for practical solutions - access couldn't be easier!

The benefits at a glance

- Compatible with all makes of duct and furniture
- Ideal for retrofitting
- Integrated brush insert for closing even when cables are connected

Both short and long versions of CONI COVER built-in frames are available. They have an R5 corner radius, which enables them to be flush-mounted in desks or tables. The built-in depth of 24 mm is suitable for a minimum desktop or tabletop thickness of 16 mm. Frame is fixed to the tabletop with 4 screws. These are screwed on, from the inside, through corresponding holes on the long sides of the built-in frame. Fitting instructions and cut-out dimensions are supplied with the unit.

CONI COVER built-in frame short

Outer dimensions: 248 x 149 mm

CONI COVER built-in frame long

Outer dimensions: 387 x 149 mm

Art. no. | Version

CONI COVER, short

Silver grey, similar to RAL9006

338.0081 | · Dimensions approx. 248 x 149 mm

CONI COVER, long

Silver grey, similar to RAL9006

338.0080 | · Dimensions approx. 387 x 149 mm

CONI COVER, short

White satin, similar to RAL9010

911.500 | · Dimensions approx. 248 x 149 mm

CONI COVER, long

White satin, similar to RAL9010

911.501 | · Dimensions approx. 387 x 149 mm

CONI COVER, short

Black, similar to RAL9005

911.502 | · Dimensions approx. 248 x 149 mm

CONI COVER, long

Black, similar to RAL9005

911.503 | · Dimensions approx. 387 x 149 mm



CONI COVER and STEP. The expandable combination.

The modular design of the STEP power strips puts everything you need for your specific, customised supply of power and data at your fingertips. CONI COVER with its integrated brush insert provide access that is both fast and elegant.



Easy access to all power supply units located under the tabletop or desktop - for example to modular STEP power strips.

You will find STEP multiple-socket outlets on page 142



POWER FRAME COVER

Who'd have thought power could be so elegant?

POWER FRAME COVER is the elegant and compact power and data supply solution. The POWER FRAME COVER has an attractive aluminium cover, designed especially for conference and office environments with a strong design element, which also protects power and data connections from dust and dirt. When the cover is fully open, both sides of the table or desk offer unimpeded access.

The benefits at a glance

- Design piece made from anodised aluminium
- For conference tables and desks
- Access to power supply and data from any seat
- Dust protection
- Versatile: can be combined with socket outlets and data/audio/video modules

POWER FRAME COVER

Art. no. | Version

POWER FRAME COVER 3-way **Dimensions approx. 255 x 87 x 8 mm**

3-way black Power Frame (art. 915.000), with aluminium flap, for gluing into desk or table

915.500	· Aluminium
915.503	· Aluminium, painted in white similar to RAL9010
915.501	· Aluminium, painted in stainless steel
915.022	· Aluminium, black anodised E1/C35 and brushed

POWER FRAME COVER 4-way **Dimensions approx. 298 x 87 x 8 mm**

4-way black Power Frame (art. 915.004), with aluminium flap, for gluing into desk or table

915.502	· Aluminium
---------	-------------

POWER FRAME COVER 6-way **Dimensions approx. 382 x 87 x 8 mm**

6-way black Power Frame (art. 915.006), with aluminium flap, for gluing into desk or table


915.504	· Aluminium
---------	-------------



Desk connection panels

Only power strips with evenly flush custom modules can be used in conjunction with the POWER FRAME COVER.

You will find suitable power strips on pages 108 and 109





POWER FRAME

Compact and efficient

POWER FRAME is an easily accessible unit for supplying electricity to workstations. The power strip clicks into the built-in frame and can be interchanged or fitted with custom modules as required.



The benefits at a glance

- Compact dimensions
- Suitable for retrofitting
- Timeless design
- Versatile to use
- Rapid installation of complete power strips

POWER FRAME is the compact solution for integrated and easily accessible power and data connections for workstations.


They can be either factory fitted or supplied for retrofitting.

Combining compact dimensions with high-quality timeless design, POWER FRAME opens up virtually unlimited application options that go far beyond the realm of office workstations. Such as in sales showrooms and display windows and at trade fair and demonstration stands.

In short, wherever secure and rapid connections are the order of the day.

Your chosen power strip simply plugs into the built-in frame from below without tools - a stroke of perfection.

POWER FRAME, for a more compact and more efficient solution.



POWER FRAME is the solution for easy-to-access power and data connections at workstations and elsewhere. The power strip simply clicks into the built-in frame from below.

Built-in frame



Art. no. | Version

POWER FRAME 3-way built-in frame Length: approx. 241 x 73 mm

317.000	· Silver-grey similar to RAL9006
317.001	· Stainless steel
915.000	· Black similar to RAL9005
915.001	· White similar to RAL9010

POWER FRAME 4-way built-in frame Length: approx. 283.5 x 73 mm

317.006	· Silver-grey similar to RAL9006
915.004	· Black similar to RAL9005
915.005	· White similar to RAL9010

Power Frame 6-way built-in frame Length approx. 368.5 x 73 mm

317.007	Silver-grey similar to RAL9006
915.006	Black similar to RAL9005
915.003	White similar to RAL9010

Plastic power strips, 3-way

Art. no. | Version

C 3-way: 2 x custom module + power socket outlet Length: approx. 220 mm

Plastic profile; power input: 0.1 m cable and GST18i3 plug

916.061	· 1 x socket outlet with earthing contact, shuttered, black, set at 35°
916.063	· 1 x French / UTE socket outlet, shuttered, black, set at 35°

C 3-way: 1 x custom module + power socket outlets Length: approx. 220 mm

Plastic profile; power input: 0.1 m cable and GST18i3 plug

916.060	· 2 x socket outlet with earthing contact, shuttered, black, set at 35°
916.062	· 2 x French / UTE socket outlet, shuttered, black, set at 35°

3-way: Power socket outlets Length: approx. 220 mm

Plastic profile; power input: 0.1 m cable and GST18i3 plug

317.117	· 3 x socket outlet with earthing contact, shuttered, black, set at 35°
916.059	· 3 x French / UTE socket outlet, shuttered, black, set at 35°



Plastic power strips, 4-way

Art. no. | Version

C 4-way: custom module + power socket outlets Length: approx. 261.9 mm

Black plastic; power input: 0.1 m cable and GST18i3 plug

916.0601	· 2 x socket outlet with earthing contact, shuttered, black, set at 35° · 2 x cover for custom module
916.0611	· 1 x socket outlet with earthing contact, shuttered, black, set at 35° · 3 x cover for custom module



Aluminium power strips, 3-way

Art. no. | Version

C 3-way: 2 x custom module + power socket outlets Length: approx. 220 mm

Anodised aluminium profile; power input: 0.1 m cable and GST18i3 plug

916.001	· 1 x socket outlet with earthing contact, shuttered, black, set at 35°
916.003	· 1 x French / UTE socket outlet, shuttered, black, set at 35°
916.005*	· 1 x Swiss / CH socket outlet, black, set at 0°
916.091	· 1 x UK 3.15A individually fused, shuttered, black, set at 90°



POWER FRAME / Power strips

3-way: 1 x custom module + power socket outlets		Length: approx. 220 mm	C
Anodised aluminium profile; power input: 0.1 m cable and GST18i3 plug			
916.000	· 2 x socket outlet with earthing contact, shuttered, black, set at 35°		DE
916.002	· 2 x French / UTE socket outlet, shuttered, black, set at 35°		FR
916.004*	· 3 x Swiss / CH socket outlet, black, set at 0°		CH
916.082	· 2 x UK 3.15A individually fused, shuttered, black, set at 90°		UK
3-way: 2 x CAT5e + power socket outlets		Length: approx. 220 mm	
Anodised aluminium profile; power input: 0.1 m cable and GST18i3 plug			
317.101	· 2 x socket outlet with earthing contact, shuttered, black, set at 35° · 2 x CAT5e RJ45, front: socket / rear: socket		DE
3-way: Power socket outlets		Length: approx. 220 mm	
Anodised aluminium profile; power input: 0.1 m cable and GST18i3 plug			
317.100	· 3 x socket outlet with earthing contact, shuttered, black, set at 35°		DE
317.102	· 3 x French / UTE socket outlet, shuttered, black, set at 35°		FR
916.1129	· 3 x UK 3.15A individually fused, shuttered, black, set at 90°		UK
3-way: 3 x custom module		Length: approx. 220 mm	C
Anodised aluminium profile; without power connection			
916.010	· Without socket outlets		
3-way: 1 x USB double charger (5.2 V/2.15 A) + 1 x custom module + power socket outlets		L: approx. 220 mm	C U
Anodised aluminium profile; power input: 0.1 m cable and GST18i3 plug			
916.0039	· 1 x socket outlet with earthing contact, shuttered, black, set at 35°		DE
916.0042	· 1 x French / UTE socket outlet, shuttered, black, set at 35°		FR
916.0510	· 1 x UK 3.15A individually fused, shuttered, black, set at 90°		UK
3-way: 1 x USB double charger (5.2 V/2.15 A) + power socket outlets		Length: approx. 220 mm	C U
Anodised aluminium profile; power input: 0.1 m cable and GST18i3 plug			
916.0040	· 2 x socket outlet with earthing contact, shuttered, black, set at 35°		DE



Power strips, 4-way

Art. no. | Version

4-way: 1 x USB double charger (5.2 V/2.15 A) + 2 x custom module + power socket outlets		L: approx. 261.9 mm	C U
Anodised aluminium profile; power input: 0.1 m cable and GST18i3 plug			
916.0041*	· 1 x socket outlet with earthing contact, shuttered, black, set at 35°		DE
4-way: 2 x custom module + power socket outlets		L: approx. 261.9 mm	C
Anodised aluminium profile; power input: 0.1 m cable and GST18i3 plug			
916.047	· 2 x French / UTE socket outlet, shuttered, black, set at 35°		FR
916.0821	· 2 x UK 3.15A individually fused, shuttered, black, set at 90°		UK



Power strips, 6-way

Art. no. | Version

6-way: 2 x custom module + power socket outlets		L: approx. 350 mm	C
Anodised aluminium profile; power input: 0.1 m cable and GST18i3 plug			
916.030	· 4 x socket outlet with earthing contact, shuttered, black, set at 35°		DE
916.1110	· 4 x French / UTE socket outlet, shuttered, black, set at 35°		FR
916.0361	· 3 x UK 3.15A individually fused, shuttered, black, set at 90°		UK
6-way: 3 x custom module + power socket outlets		L: approx. 350 mm	C
Anodised aluminium profile; power input: 0.1 m cable and GST18i3 plug			
916.007	· 3 x socket outlet with earthing contact, shuttered, black, set at 35°		DE
916.048	· 3 x French / UTE socket outlet, shuttered, black, set at 35°		FR
916.086	· 3 x UK 3.15A individually fused, shuttered, black, set at 90°		UK
6-way: 4 x custom module + power socket outlets		L: approx. 350 mm	C
Anodised aluminium profile; power input: 0.1 m cable and GST18i3 plug			
916.025	· 2 x socket outlet with earthing contact, shuttered, black, set at 35°		DE
916.023	· 2 x French / UTE socket outlet, shuttered, black, set at 35°		FR
916.024	· 3 x Swiss / CH socket outlet, black, set at 0°		CH





TWIST

Power outside the box



TWIST is a power strip for office, lounge and kitchen areas. With its compact design and low installation depth, it is easily integrated in desks or kitchen worktops. Because the power cable is routed close to the housing, the installation depth is only around 40 mm, so the unit can be easily installed above a drawer. With a choice of stainless steel or chrome look finish, TWIST blends easily into both modern and organic interiors. After use, simply rotate the cover and the socket outlets disappear underneath it.

TWIST won among others one of the most prestigious design awards, the Good Design Award 2014, the Red Dot Product Design Award 2012, the Focus Open 2014 Silver and Interior Innovation Award 2014, the Best Office Award of the Trade Fair Office Next Moscow 2014 and most recently the interzum award: intelligent material & design 2015.

The benefits at a glance

- Very low installation depth (approx. 40 mm)
- Compact design (H x diameter: approx. 42.5 x 115 mm)
- Space-saving cable routing
- Quick and easy to install
- Suitable for retrofitting
- Stainless steel look, or chrome look
- KEMA KEUR approved
- Good Design Award 2014 and more design awards

TWIST

Installation diameter 105 mm, installation depth 40 mm, for work surfaces of 8 mm or more

Art. no. | Version

TWIST 2S Metallic stainless steel look cover disc

Power input: 2.0 m cable with end sleeves and black earthing contact mounting plug (included)		
931.000	· 2 x socket outlet with earthing contact, shuttered, black	
931.002	· 2 x French / UTE socket outlet, shuttered, black	
931.008	· 2 x Swiss / T23 socket outlets, shuttered, black	



TWIST 1S 2P Metallic matt chrome look cover disc

Power input: 0.2 m with GST18i3 plug		
931.001	· 1 x socket outlet with earthing contact, shuttered, black · 2 x keystone mount for data sockets	
931.003	· 1 x French / UTE socket outlet, shuttered, black · 2 x keystone mount for data sockets	NEU
931.009	· 1 x Swiss / T13 socket outlet, shuttered, black · 2 x keystone module for data sockets	NEU
Power input: 2.0 m cable with end sleeves and black earthing contact mounting plug (included)		
931.021	· 2 x socket outlet with earthing contact, shuttered, black	NEU
931.016	· 2 x French / UTE socket outlet, shuttered, black	NEU



Art. no. | Version

Hole saw diameter: 105 mm

For fitting the TWIST	
931.900	· In wood/plastic with cutting depth up to 44 mm
918.900	· Mounting tool for hole saw with centring drill

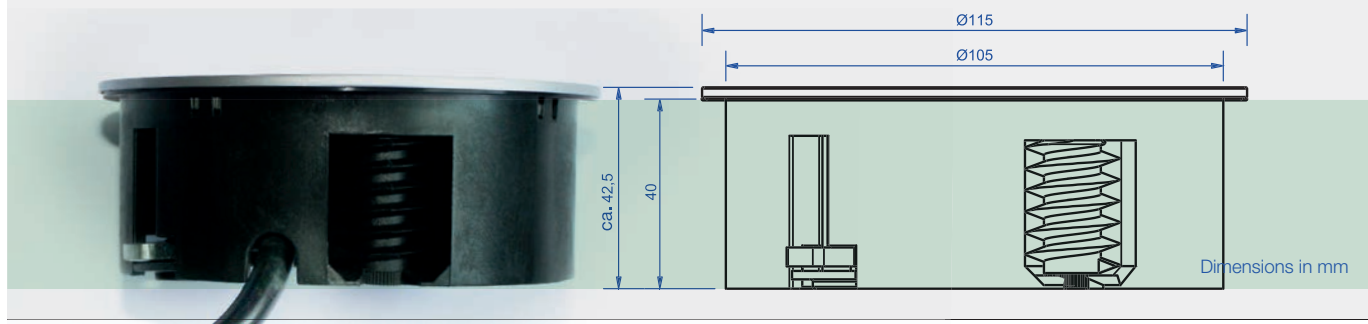


Watch the TWIST installation film
at bachmann.com

TWIST is so compact that it can even be installed above a drawer.

At 42.5 mm high, TWIST is so compact that it can be fitted on almost any surface. It can even be installed above a drawer. The cable is routed through a flexible outlet and stored in a recessed channel.

40 mm is all the space that TWIST requires.





ELEVATOR

The elevator is powered straight away

ELEVATOR fits perfectly in any working environment. At 79 mm in diameter, ELEVATOR is ideal for integrating power and data connections in tiny spaces. Simply press down with your finger to raise and lower ELEVATOR. Two versions of ELEVATOR are available: with three socket outlets or with one socket outlet and two data connections.

Installation is incredibly simple. ELEVATOR is placed in a cut-out 79 mm in diameter and secured to the desktop or tabletop from below using a lock ring.

The benefits at a glance

- Press down with your finger to raise
- 2 configurations
- Suitable for standard 79 mm hole
- Quick and easy to install
- Suitable for retrofitting
- Aluminium polished and brushed or matt chrome
- Classic design
- For desktop or tabletop thicknesses of 16 - 60 mm

ELEVATOR

Art. no. | Version

ELEVATOR power strip	
Stainless steel look profile, power input: 2.0 m H05VV-F 3G 1.5 mm ² with end sleeves and earthing contact mounting plug (included)	
928.002	· 2 x socket outlet with earthing contact, shuttered, black
928.003	· 1 x socket outlet with earthing contact, shuttered, black · 2 x Euro socket outlet, shuttered, black
928.007	· 2 x French / UTE socket outlet, shuttered, black
928.017	· 1 x socket outlet with earthing contact, shuttered, 1 x USB double charger (5.2V/ 2.15A)
928.020	· 1 x French / UTE socket outlet, shuttered, 1 x USB double charger (5.2V/ 2.15A)
928.024	· 2 x Swiss / T23 socket outlets, shuttered, with mounting plug (included), black
Aluminium profile, matt chrome, power input: 0.5 m H05VV-F3G 1.5 mm ² with GST18 plug; 3.0 m data cables and plug and/or socket	
928.004	· 1 x socket outlet with earthing contact, shuttered, black, set at 35° · 2 x CAT6 RJ45 with 3.0 m data cable and RJ45 plug
928.005	· 1 x socket outlet with earthing contact, shuttered, black, set at 35° · 1 x CAT6 RJ45 with 3.0 m data cable and RJ45 plug · 1 x USB 3.0 A socket with 3.0 m data cable and USB 3.0 A plug
928.006	· 1 x socket outlet with earthing contact, shuttered, black, set at 35° · 1 x CAT6 RJ45 with 3.0 m data cable and plug · 1 x HDMI socket with 3.0 m data cable and socket
928.008	· 1 x French / UTE socket outlet, shuttered, black, set at 35° · 2 x CAT6 RJ45 with 3.0 m data cable and RJ45 plug
928.009	· 1 x French / UTE socket outlet, shuttered, black, set at 35° · 1 x CAT6 RJ45 with 3.0 m data cable and RJ45 plug · 1 x USB 3.0 A socket with 3.0 m data cable and USB 3.0 A plug
928.010	· 1 x French / UTE socket outlet, shuttered, black, set at 35° · 1 x CAT6 RJ45 with 3.0 m data cable and RJ45 plug · 1 x HDMI socket with 3.0 m data cable and socket
928.026	· 1 x UK 5A individually fused, shuttered, black, set at 90° · 1 x USB double charger (5.2V/ 2.15A)



Desk connection panels

Accessories

Art. no. | Version

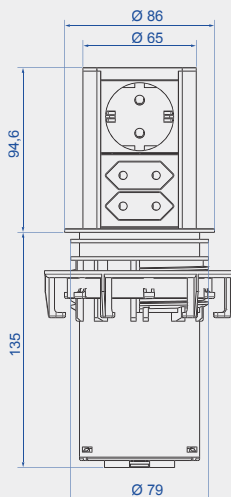
Hole saw diameter 79 mm for installing the ELEVATOR	
928.900	· In wood/plastic; cutting depth up to 44 mm
918.900	· Mounting tool for hole saw with centring drill



Similar to photo



Watch the ELEVATOR installation film at bachmann.com



Dimensions in mm

ELEVATOR fits in cut-outs 79 mm in diameter

100 mm high, 79 mm in diameter: With 3 socket outlets, ELEVATOR is a tiny yet impressive powerhouse. Simply press down with your thumb to open ELEVATOR. It is simply lowered again after use.





LIFT

High-tech in motion

LIFT is the totally practical combination of sophisticated looks and high-precision mechanical design. The unit is recessed neatly in the top of the desk or table when not in use. Simply touch to raise out of the desk or table and it's ready for docking on all four sides. Once you have finished using the connections, simply push it back into its initial recessed position by hand.

The benefits at a glance

- Simply touch to raise
- Design that can't fail to impress
- Access points on four sides
- Incredibly compact dimensions
- Low built-in depth
- 4 plug-in units on one height unit

LIFT can be supplied in a variety of power and data connection configurations. This highly compact unit needs a drill hole only 140 mm in diameter for installation. Built-in depth both open and closed is just 195 mm.

By setting cutting-edge technology in motion, LIFT makes power and data supply a truly enjoyable experience.



Simply touch to raise and lower LIFT. The unit has connection points on four sides and can be equipped with a variety of power and data connection configurations.




Enclosure colour BLACK

Art. no. | Version

LIFT: Power socket outlets

Enclosure colour black; power input: 0.5 m cable and GST18i3 plug

	904.000	· 4 x socket outlet with earthing contact, shuttered, black, set at 35°
	904.004	· 4 x French / UTE socket outlet, shuttered, black, set at 35°
	904.024*	· 4 x Swiss / CH socket outlet, black, set at 0°
	904.020*	· 4 x UK 3.15A individually fused, shuttered, black, set at 90°



LIFT: 2 x CAT6 + power socket outlets

Enclosure colour black; power input: 3.0 m cable and plug; 3.0 m data cable and RJ45 plug

	904.001	· 3 x socket outlet with earthing contact, shuttered, black, set at 35°
	904.005	· 3 x French / UTE socket outlet, shuttered, black, set at 35°
	904.025*	· 3 x Swiss / CH socket outlet, black, set at 0°
	904.021*	· 3 x UK 3.15A individually fused, shuttered, black, set at 90°



LIFT: 2 x CAT6, 1 x VGA + miniature jack + power socket outlets

Enclosure colour black; power input: 3.0 m cable and plug;
CAT6 3.0 m data cable and RJ45 plug; VGA 15-pole and miniature jack with 3.0 m cable and plug

	904.002	· 2 x socket outlet with earthing contact, shuttered, black, set at 35°
	904.006	· 2 x French / UTE socket outlet, shuttered, black, set at 35°
	904.026*	· 2 x Swiss / CH socket outlet, black, set at 0°
	904.022*	· 2 x UK 3.15A individually fused, shuttered, black, set at 90°



LIFT: 2 x CAT6, 2 x USB + power socket outlets

Enclosure colour black; power input: 3.0 m cable and plug;
CAT6 3.0 m data cable and RJ45 plug; USB A socket with 3.0 m cable and plug

	904.003	· 2 x socket outlet with earthing contact, shuttered, black, set at 35°
	904.007	· 2 x French / UTE socket outlet, shuttered, black, set at 35°
	904.027*	· 2 x Swiss / CH socket outlet, black, set at 0°
	904.023*	· 2 x UK 3.15A individually fused, shuttered, black, set at 90°



LIFT: 2 x CAT 6, 1 x VGA + miniature jack , 1 x HDMI, power socket outlet

Enclosure colour black; power input: 3.0 m cable and plug


	904.045	· 1 x socket outlet with earthing contact, shuttered, black, set at 35° with 3.0 m cable and plug
		· 2 x CAT6 RJ45 with 3.0 m data cable and RJ45 plug
		· 1 x VGA + miniature jack each with 3.0 m cable
		· 1 x HDMI with 3.0 m cable



U LIFT: 1 x USB double charger (5.2 V/2.15 A), 2 x CAT6 + power socket outlets

Enclosure colour black; power input: 3.0 m cable and plug; 3.0 m data cable and RJ45 plug

	904.0001*	· 2 x socket outlet with earthing contact, shuttered, black, set at 35°
		· 1 x USB double charger
		· 2 x CAT6 RJ45 socket




Enclosure colour SILVER

Art. no. | Version

LIFT: Power socket outlets

Enclosure colour silver; power input: 0.5 m cable and GST18i3 plug


904.008 | · 4 x socket outlet with earthing contact, shuttered, black, set at 35°



LIFT: 2 x CAT6 + power socket outlets

Enclosure colour silver; power input: 3.0 m cable and plug; 3.0 m data cable and RJ45 plug

904.009 | · 3 x socket outlet with earthing contact, shuttered, black, set at 35°



LIFT: 2 x CAT6, 1 x VGA + miniature jack + power socket outlets

Enclosure colour silver; power input: 3.0 m cable and plug;

CAT6 3.0 m data cable and RJ45 plug; VGA 15-pole and miniature jack with 3.0 m cable and plug

904.010 | · 2 x socket outlet with earthing contact, shuttered, black, set at 35°



LIFT: 2 x CAT6, 2 x USB + power socket outlets

Enclosure colour silver; power input: 3.0 m cable and plug;

CAT6 3.0 m data cable and RJ45 plug; USB A socket with 3.0 m cable and plug

904.011 | · 2 x socket outlet with earthing contact, shuttered, black, set at 35°



Hole saw

Ø 140 mm

For Lift installation

904.900 | · Hole saw for clamping, with centre drill
· 140 mm diameter



Similar to illustration

Mounting tool for hole saw

918.900 | · with centre drill



Similar to illustration



DESK 1

Versatility with style

DESK is the ideal solution for data, media and power management wherever workstations need to be flexible.

Typical situations might include meeting rooms, home offices or desk sharing environments.

The modular construction of DESK enables it to be factory configured with exactly the communications and power connections required for specific workstations and applications. Thus for power connections there is a free choice of either the flexible Wieland connector system or permanent connections. The data connections are fitted with adapters as standard, but can likewise also be fixed connections.

The benefits at a glance

- Flexibility of use regardless of location
- With Wieland connector system or fixed cable connections
- Fixed or free-standing on desk/table
- Custom versions adapt to future requirements

With DESK, versatility is also the order of the day when it comes to positioning and location. They are fixed to the desktop/tabletop by mounting brackets or screws, or can be free-standing: whatever best suits the application and good style.



The modular construction of DESK enables it to be factory configured with exactly the communications and power connections you require. DESK can be fixed to a tabletop or desktop or be free-standing.

DESK 1 – every possibility at your fingertips.



Plug connections as standard

The standard power connection features a Wieland plug-in connector in the rear panel and provides both reliable power feed and also flexibility in cable length. The cables can be swapped for longer or shorter power supply cables, for example. We use Wieland's GST18 plug-in connector, which is popular all over the world, as standard. This plug connection has a catch mechanism which complies with the relevant standards and can be released again if required. The contacts on the plug connection are safe to touch. A power output socket provides a means of forwarding power to the next module.


Mounting without damage

DESK 1 can be mounted on the edge of a desk or table quickly and easily using a mounting bracket. A size 4 Allen key is required in order to tighten the inside screw on the bracket. Mounting does not damage the tabletop/desktop. You will find a range of mounting brackets and units on page 125.

DESK 1 plus STEP in combination

Combining DESK 1 with a STEP power strips provides the ideal overall solution for an individual office workstation.

DESK 1 provides easy access to power and data connections for various devices (laptop, mobile phone, USB etc.) whilst the STEP power strip under the desktop/tabletop supplies power to fixed devices such as PC, monitor, printer etc. The STEP power strip is screwed in place underneath the top of the desk or table or placed in a duct underneath. The integrated Wieland connector system allows multiple power strips to be connected in series in compliance with standards.





DESK 1 – Product matrix

A detailed product description can be found on the following pages.

DESK 1	Country code	Socket inserts	Spaces for custom modules	USB charger	Illuminated switch	CAT5e RJ45 Socket/socket	VGA+3.5 mm miniature jack	USB 3.0 A/A socket	Incl. bracket	Incl. supply cable	Shuttered	Length in mm
902.0182	DE	2	1	yes	-	-	-	-	-	-	yes	281.3
902.011	DE	2	2	-	-	-	-	-	-	-	yes	281.3
902.0183*	DE	2	2	yes	-	-	-	-	-	-	yes	323.8
902.0048	DE	3	-	-	-	-	-	-	-	-	yes	228.6
339.1002	DE	3	-	-	-	-	-	-	yes	-	yes	230.6
902.0050	DE	3	-	-	yes	-	-	-	-	-	yes	271.1
339.1001	DE	3	-	-	yes	-	-	-	yes	yes	yes	268.0
339.1004	DE	3	-	-	-	2	-	-	yes	-	yes	283.3
339.1005	DE	3	-	-	-	2	1	-	yes	-	yes	295.6
339.1006	DE	3	-	-	-	2	-	1	yes	-	yes	325.0
902.000	DE	3	1	-	-	-	-	-	-	-	yes	281.3
902.017	DE	3	1	-	yes	-	-	-	-	-	yes	323.6
902.001	DE	3	2	-	-	-	-	-	-	-	yes	323.5
902.018	DE	3	2	-	yes	-	-	-	-	-	yes	366.1
902.012	DE	1 + 2	2	-	-	-	-	-	-	-	yes	385.0
902.002	DE	3	3	-	-	-	-	-	-	-	yes	366.3
902.019	DE	3	3	-	yes	-	-	-	-	-	yes	408.8
902.003	DE	3	4	-	-	-	-	-	-	-	yes	408.8
902.0049	DE	4	-	-	-	-	-	-	-	-	yes	271.1
339.1000	DE	4	-	-	-	-	-	-	yes	yes	yes	268.0
902.0185	UTE	2	1	yes	-	-	-	-	-	-	yes	281.3
902.004	UTE	3	1	-	-	-	-	-	-	-	yes	281.3
902.005	UTE	3	2	-	-	-	-	-	-	-	yes	365.0
902.006	UTE	3	3	-	-	-	-	-	-	-	yes	366.3
902.007	UTE	3	4	-	-	-	-	-	-	-	yes	408.8
902.0161	CH	2	2	yes	-	-	-	-	-	-	-	323.8
902.008	CH	3	1	-	-	-	-	-	-	-	-	258.0
902.009	CH	3	2	-	-	-	-	-	-	-	-	301.0
902.010	CH	3	3	-	-	-	-	-	-	-	-	346.0
902.0184	UK	2	1	yes	-	-	-	-	-	-	yes	316.3
902.024	UK	2	2	-	-	-	-	-	-	-	yes	346.3
339.1018	UK	2	-	-	-	-	-	-	-	-	yes	228.6
339.1020	UK	4	-	-	-	-	-	-	-	-	yes	356.1
902.1017	UK	2	1	-	-	-	-	-	-	-	yes	276.0

* No storage type

DESK 1 power strips



Max. 16A/230V~

Power cables and custom modules are available separately. See glossary for country-specific information.

Art. no. | Version




Power socket outlets

Anodised aluminium profile; power input: GST18 / power output: GST18

	902.0048	· 3 x socket outlet with earthing contact, shuttered, black, set at 35°, length 228.6 mm
	339.1018	· 2 x UK 3.15A individually fused, shuttered, black, set at 45°, length 228.6 mm

Power socket outlets

Anodised aluminium profile; power input: GST18 / power output: GST18

	902.0049	· 4 x socket outlet with earthing contact, shuttered, black, set at 35°, length 271.1 mm
	902.0050	· 3 x socket outlet with earthing contact, shuttered, black, set at 35° · 1 switch, 2-pole, illuminated · Length 271.1 mm
	339.1020	· 4 x UK 3.15A individually fused, shuttered, black, set at 45°, length 356.1 mm



DESK 1 power strips with spaces for custom modules





Max. 16A/230V~

Power cables and custom modules are available separately. See glossary for country-specific information.

Art. no. | Version






C 1 x custom module + power socket outlets

Anodised aluminium profile; power input: GST18 / power output: GST18

	902.000	· 3 x socket outlet with earthing contact, shuttered, black, set at 35°, length 281.3 mm
	902.004	· 3 x French / UTE socket outlet, shuttered, black, set at 35°, length 281.3 mm
	902.008	· 3 x Swiss / CH socket outlet, black, set at 0°, length 258 mm
	902.1017	· 2 x UK 3.15A individually fused, shuttered, black, set at 45°, length 276 mm




C 2 x custom module + power socket outlets

Anodised aluminium profile; power input: GST18 / power output: GST18

	902.001	· 3 x socket outlet with earthing contact, shuttered, black, set at 35°, length 323.5 mm
	902.011	· 2 x socket outlet with earthing contact, shuttered, black, set at 35°, length 281.3 mm
	902.005	· 3 x French / UTE socket outlet, shuttered, black, set at 35°, length 365 mm
	902.009	· 3 x Swiss / CH socket outlet, black, set at 0°, length 300.5 mm
	902.024	· 2 x UK 3.15A individually fused, shuttered, black, set at 45°, length 346.3 mm

C 3 x custom module + power socket outlets

Anodised aluminium profile; power input: GST18 / power output: GST18

	902.002	· 3 x socket outlet with earthing contact, shuttered, black, set at 35°, length 366.3 mm
	902.006	· 3 x French / UTE socket outlet, shuttered, black, set at 35°, length 366.3 mm
	902.010	· 3 x Swiss / CH socket outlet, black, set at 0°, length 344 mm











You can find suitable Wieland cables on page 199

DESK 1 power strips with spaces for custom modules

Max. 16A/230V~

Power cables and custom modules are available separately. See glossary for country-specific information.

Art. no. | Version

4 x custom module + power socket outlets		C	
Anodised aluminium profile; power input: GST18 / power output: GST18			
902.003	· 3 x socket outlet with earthing contact, shuttered, black, set at 35°, length 408.8 mm		
902.007	· 3 x French / UTE socket outlet, shuttered, black, set at 35°, length 408.8 mm		
2 x custom module + power socket outlets		C	
Anodised aluminium profile; power input: 2 x GST18 (black and red)			
902.012	· 1 x socket outlet with earthing contact, shuttered, black, set at 35° · 2 x socket outlet with earthing contact, shuttered, red, set at 35°, length 344.2 mm		
1 x custom module + power socket outlets + illuminated switch		C	
Anodised aluminium profile; power input: GST18 / power output: GST18			
902.017	· 3 x socket outlet with earthing contact, shuttered, black, set at 35° · 1 x illuminated switch; length 323.6 mm		
2 x custom module + power socket outlets + illuminated switch		C	
Anodised aluminium profile; power input: GST18 / power output: GST18			
902.018	· 3 x socket outlet with earthing contact, shuttered, black, set at 35° · 1 x illuminated switch; length 366.1 mm		
3 x custom module + power socket outlets + illuminated switch		C	
Anodised aluminium profile; power input: GST18 / power output: GST18			
902.019	· 3 x socket outlet with earthing contact, shuttered, black, set at 35° · 1 x illuminated switch; length 408.8 mm		
DESK 1 with 1 x USB double charger (5.2 V/2.15 A) + power socket outlets		U	
Anodised aluminium profile; power input: GST18 / power output: GST18			
902.0192	· 2 x socket outlet with earthing contact, shuttered, black, set at 35°, length 281.3 mm		
DESK 1 with 1 x USB double charger (5.2 V/2.15 A), 1 x custom module + power socket outlets		C U	
Anodised aluminium profile; power input: GST18 / power output: GST18			
902.0182	· 2 x socket outlet with earthing contact, shuttered, black, set at 35°, length 281.3 mm		
902.0185	· 2 x French / UTE socket outlet, shuttered, black, set at 35°, length 281.3 mm		
902.0184	· 2 x UK 3.15A individually fused, shuttered, black, set at 45°, length 316.3 mm		
DESK 1 with 1 x USB double charger (5.2 V/2.15 A), 2 x custom module + power socket outlets		C U	
Anodised aluminium profile; power input: GST18 / power output: GST18			
902.0183*	· 2 x socket outlet with earthing contact, shuttered, black, set at 35°, length 323.8 mm		
902.0161	· 2 x Swiss / CH socket outlet, black, set at 90°, length 323.8 mm		



You can also use the product configurator at bachmann.com

You can find suitable Wieland cables on page 199

Max. 16A/230V~

See glossary for country-specific information

- Anodised aluminium profile, black socket outlets
- Incl. standard mounting bracket and screws

Art. no. | Version



DESK 1 3 x power socket outlet, GST18 Length: approx. 283.3 mm

2 x CAT5e

- 3 x socket outlet with earthing contact, shuttered, black, set at 35°
- 2 x CAT5e RJ45, front: socket/rear: socket
- Power input: GST18i3 plug, power output: GST18i3 socket
- Incl. standard mounting bracket and screws



DESK 1 3 x power socket outlet, GST18 Length: approx. 295.6 mm

2 x CAT5e, 1 x VGA

- 3 x socket outlet with earthing contact, shuttered, black, set at 35°
- 2 x CAT5e RJ45, front: socket/rear: socket
- 1x VGA 15-pin + miniature jack 3.5 mm
- Power input: GST18i3 plug, power output: GST18i3 socket
- Incl. standard mounting bracket and screws



DESK 1 3 x power socket outlet, GST18 Length: approx. 325 mm

2 x CAT5e, 1 x USB

- 3 x socket outlet with earthing contact, shuttered, black, set at 35°
- 2 x CAT5e RJ45, front: socket/rear: socket
- 1 x USB A/A socket
- Power input: GST18i3 plug, power output: GST18i3 socket
- Incl. standard mounting bracket and screws



DESK 1 3 x power socket outlet, GST18 Length: approx. 228.6 mm

- 3 x socket outlet with earthing contact, shuttered, black, set at 35°
- Power input: GST18i3 plug, power output: GST18i3 socket
- Incl. standard mounting bracket and screws



DESK 1 4 x power socket outlet Length: approx. 268 mm

Fixed connection

- 4 x socket outlet with earthing contact, shuttered, black, set at 35°
- Power input: 3.0 m, H05VV-F 3G 1.50 mm² black
- with right-angled earthing contact plug
- Incl. standard mounting bracket and screws




DESK 1 3 x power socket outlet Length: approx. 268 mm

Fixed connection, 1 x switch

- 3 x socket outlet with earthing contact, shuttered, black, set at 35°
- 1 x switch 2-pole, green illuminated
- Power input: 3.0 m, H05VV-F 3G 1.50 mm² black
- with right-angled earthing contact plug
- Incl. standard mounting bracket and screws

DESK 1 accessories

Art. no.	Version	
DESK 1 slimline brackets for tabletop/desktop thicknesses up to 50 mm		
918.001	Stainless steel, thickness 3 mm	
	Contents:	
	· 2 stainless steel mounting brackets	
	· 2 M5 x 45 mm Allen bolts	
DESK 1 standard bracket for tabletop/desktop thicknesses up to 50 mm		
930.120	Anodised aluminium, thickness approx. 9 mm	
	Contents:	
	· 2 x mounting clamps, anodised aluminium profile	
	· 2 x M5 x 60 mm Allen bolts	
DESK 1 long bracket for tabletop/desktop thicknesses up to 80 mm		
930.180	Mounting bracket, long, 50-80 mm	
	Contents:	
	· 2 x mounting clamp, black painted, similar to RAL9011	
	· 2 x M5 x 45 mm Allen bolts	
	· 2 x M5 x 60 mm Allen bolts	
Chipboard screw for DESK end caps for tabletop/desktop thicknesses over 15 mm		
930.183	Contents:	
	· 2 x 4 x 90 mm screw	
	· 2 x threaded brass sleeve	
DESK 1 mounting plate		
930.182	Black plastic	
	Mounting plates for attachment to DESK end caps	
	Contents:	
	· 2 x mounting plate	
	· 2 x screw	
	· 2 x TESA POWER STRIP	





Automatic switchoff

Switch off and save power



The Bachmann automatic switchoff unit allows efficient savings in power consumption by modern-day office equipment during non-working hours without a major outlay on wiring.

Switching equipment off completely is no longer left to chance: power saving now begins as soon as the workstation PC is shut down.

The effectiveness of this system exceeds the savings possible with master-and-slave multiple-socket outlets, since virtually no standby current is drawn by the master device and total power consumption during on-working hours is exactly zero.

The benefits of automatic switchoff

- Complete interrupt
- No standby current is drawn by the master device
- No electricity - no fire risk
- Potential saving of up to €70 per year and workstation
- Improvement to carbon footprint



Automatic switchoff components

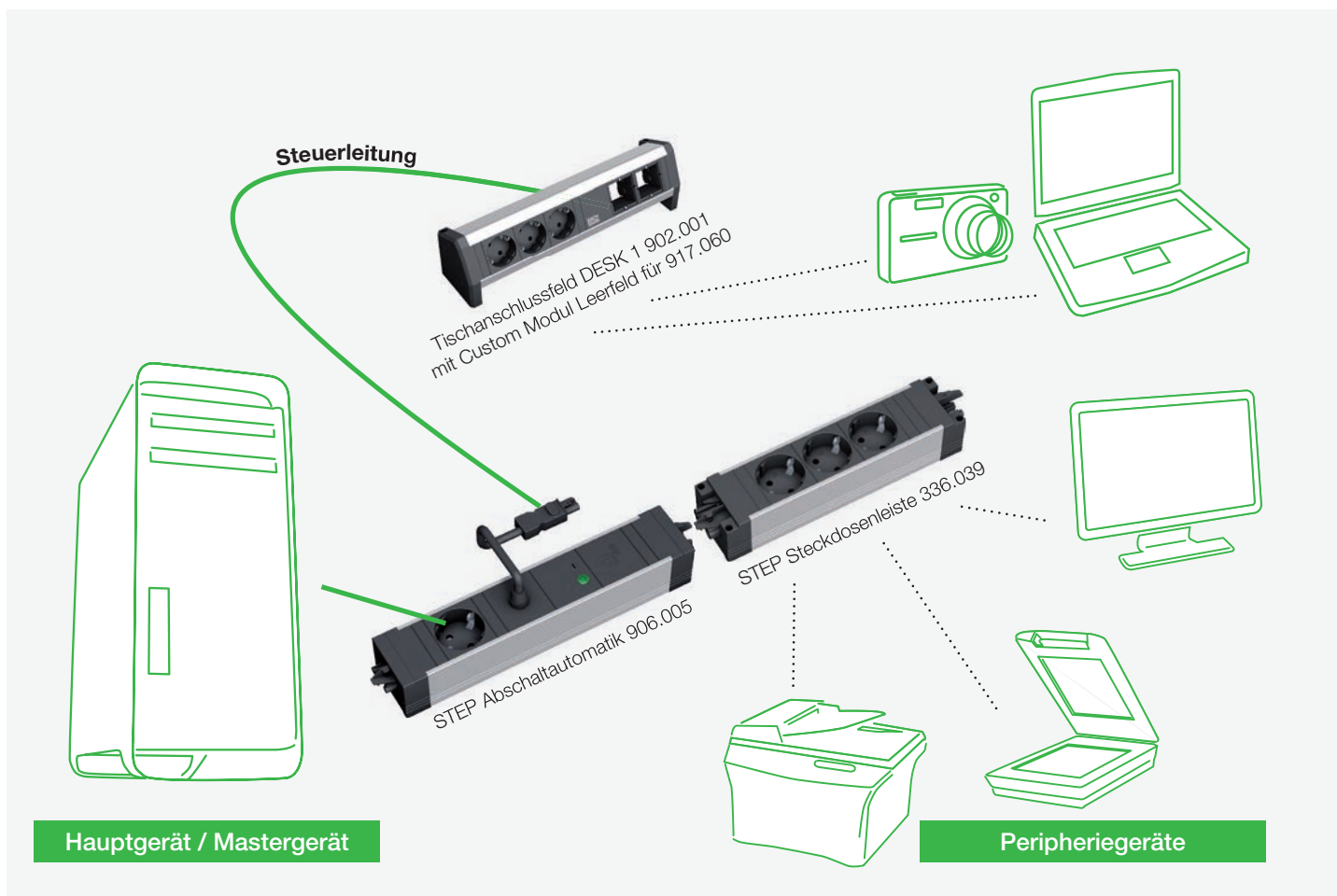
Art. no.	Version
STEP ALU automatic switchoff Length: approx. 263 mm	
906.005	<ul style="list-style-type: none"> · Anodised aluminium profile · 1 x automatic switchoff with socket outlet with earthing contact · 1 x button connection with 0.5 m cable and plug-in connector to link to module 917.060 · Power input: GST18i3 plug, power output: GST18i3 socket
Module 1 x button for automatic switchoff	
917.060	<ul style="list-style-type: none"> · 1 x button, black, with 1.0 m cable and 2-pole plug-in connector · Simply press the button to restore power to the devices connected to the automatic switchoff · Use in any power strip with custom modules



Desk connection panels

A desk connection panel with custom module space and a STEP are needed to complete the system.

Savings of up to €70 a year and workstation are possible with automatic switchoff.





DESK 2

Design meets technology

Desk 2 is a multiple-socket outlet that can be populated with various communication modules. It has been designed for flexible use in the office, meeting rooms, home offices or desk sharing environments.



reddot design award
winner 2011


The outlet is made from aluminium and is available in various colours. The connections are screwed onto the standardised module windows and can be changed over easily.

The benefits at a glance

- Design solution for modern workstations
- User-focused 45° orientation
- Covered wiring to the edge of a desk or table
- Custom versions adapt to future requirements
- Red Dot Design Award winner 2011
- IF Award winner 2012
- Nominated for the German Design Award 2012

DESK 2 is secured to the desktop with aluminium mounting brackets, and cables are routed behind the screen.

DESK 2 is the winner of the red dot design award 2011, the IF Product Design Award 2012 and was nominated for the German Design Award 2012. The design is unostentatious and straightforward, the materials used durable and high-quality.



Particular attention has been paid to the design of the DESK 2. In terms of technology, DESK 2 has a modular structure, just like its predecessor DESK 1. Like all other Bachmann desk connection panels with media and data modules, DESK 2 is adapted to individual requirements and future purposes using Bachmann custom modules.



DESK 2 – Product matrix

DESK 2	Country code	Socket inserts	Spaces for custom modules	USB charger	Colour	CAT6 RJ45 Socket/socket	USB 3.0 A/A socket	HDMI socket/socket	Incl. bracket	Incl. supply cable	Shuttered	Length in mm (approx.)
902.203	DE	2	1	-	White	-	-	-	yes	-	yes	197
902.228	DE	2	1	yes	White	-	-	-	yes	-	yes	241
902.211	DE	2	2	-	White	-	-	-	yes	-	yes	239
902.229*	DE	2	2	yes	White	-	-	-	yes	-	yes	282
902.2048	DE	3	-	-	White	-	-	-	yes	-	yes	197
902.300	DE	3	-	-	White	-	-	-	yes	yes	yes	197
902.301	DE	3	-	-	White	1	1	-	yes	yes	yes	239
902.302	DE	3	-	-	White	2	1	1	yes	yes	yes	282
902.200	DE	3	1	-	White	-	-	-	yes	-	yes	239
902.201	DE	3	2	-	White	-	-	-	yes	-	yes	282
902.202	DE	3	3	-	White	-	-	-	yes	-	yes	324
902.232*	UTE	2	1	yes	White	-	-	-	yes	-	yes	239
902.204	UTE	3	1	-	White	-	-	-	yes	-	yes	239
902.205	UTE	3	2	-	White	-	-	-	yes	-	yes	282
902.213	UK	2	-	-	White	-	-	-	yes	-	yes	197
902.206	UK	2	1	-	White	-	-	-	yes	-	yes	239
902.231	UK	2	1	yes	White	-	-	-	yes	-	yes	274
902.207	UK	2	2	-	White	-	-	-	yes	-	yes	274
902.214	UK	4	-	-	White	-	-	-	yes	-	yes	317
902.230*	CH	2	2	yes	White	-	-	-	yes	-	-	282
902.208	CH	3	1	-	White	-	-	-	yes	-	-	239
902.209	CH	3	2	-	White	-	-	-	yes	-	-	282
902.403	DE	2	1	-	stainless steel	-	-	-	yes	-	yes	197
902.428	DE	2	1	yes	stainless steel	-	-	-	yes	-	yes	241
902.411	DE	2	2	-	stainless steel	-	-	-	yes	-	yes	239
902.429*	DE	2	2	yes	stainless steel	-	-	-	yes	-	yes	282
902.4048	DE	3	-	-	stainless steel	-	-	-	yes	-	yes	197
902.500	DE	3	-	-	stainless steel	-	-	-	yes	yes	yes	197
902.501	DE	3	-	-	stainless steel	1	1	-	yes	yes	yes	239
902.502	DE	3	-	-	stainless steel	2	1	1	yes	yes	yes	282
902.400	DE	3	1	-	stainless steel	-	-	-	yes	-	yes	239
902.401	DE	3	2	-	stainless steel	-	-	-	yes	-	yes	282
902.402	DE	3	3	-	stainless steel	-	-	-	yes	-	yes	324
902.432*	UTE	2	1	yes	stainless steel	-	-	-	yes	-	yes	239
902.404	UTE	3	1	-	stainless steel	-	-	-	yes	-	yes	239
902.405	UTE	3	2	-	stainless steel	-	-	-	yes	-	yes	282
902.431	UK	2	1	yes	stainless steel	-	-	-	yes	-	yes	274
902.407	UK	2	2	-	stainless steel	-	-	-	yes	-	yes	274
902.406	UK	2	1	-	stainless steel	-	-	-	yes	-	yes	239
902.430*	CH	2	2	yes	stainless steel	-	-	-	yes	-	-	282
902.408	CH	3	1	-	stainless steel	-	-	-	yes	-	-	239
902.409	CH	3	2	-	stainless steel	-	-	-	yes	-	-	282

* No storage type

DESK 2 power strips

Art. no. | Version

Power socket outlets Length: approx. 197 mm

Aluminium profile; power input: 0.2 m H05VV-F3G 1.5 mm ² with GST18; including mounting bracket	
902.2048	<ul style="list-style-type: none"> • 3 x socket outlet with earthing contact, shuttered, black, set at 35° • Painted in white, similar to RAL9010
902.4048	<ul style="list-style-type: none"> • 3 x socket outlet with earthing contact, shuttered, black, set at 35° • Painted in stainless steel
902.300	<ul style="list-style-type: none"> • 3 x socket outlet with earthing contact, shuttered, black, set at 35° • Painted in white, similar to RAL9010 • 1.5 m separate device supply cable, GST18/earthing contact
902.500	<ul style="list-style-type: none"> • 3 x socket outlet with earthing contact, shuttered, black, set at 35° • Painted in stainless steel • 1.5 m separate device supply cable, GST18/earthing contact

Power socket outlets

Aluminium profile; power input: 0.2 m H05VV-F3G 1.5 mm ² with GST 18; including mounting bracket	
902.213	<ul style="list-style-type: none"> • 2 x UK 3.15A individually fused, shuttered, black, set at 45° • Painted in white, similar to RAL9010, length: 196.7 mm
902.214	<ul style="list-style-type: none"> • 4 x UK 3.15A individually fused, shuttered, black, set at 45° • Painted in white, similar to RAL9010, length: 316.7 mm

DESK 2 power strips, empty

Art. no. | Version

1 x custom module + power socket outlets Length: approx. 239 mm **C**

Aluminium profile; power input: 0.2 m H05VV-F3G 1.5 mm ² with GST18; including mounting bracket	
902.200	<ul style="list-style-type: none"> • 3 x socket outlet with earthing contact, shuttered, black, set at 35° • Painted in white, similar to RAL9010
902.204	<ul style="list-style-type: none"> • 3 x French / UTE socket outlet, shuttered, black, set at 35° • Painted in white, similar to RAL9010
902.206	<ul style="list-style-type: none"> • 2 x UK 3.15A individually fused, shuttered, black, set at 45° • Painted in white, similar to RAL9010
902.208	<ul style="list-style-type: none"> • 3 x Swiss / CH T13 socket outlet, black, set at 90° • Painted in white, similar to RAL9010
902.400	<ul style="list-style-type: none"> • 3 x socket outlet with earthing contact, shuttered, black, set at 35° • Painted in stainless steel
902.404	<ul style="list-style-type: none"> • 3 x French / UTE socket outlet, shuttered, black, set at 35° • Painted in stainless steel
902.406	<ul style="list-style-type: none"> • 2 x UK 3.15A individually fused, shuttered, black, set at 45° • Painted in stainless steel
902.408	<ul style="list-style-type: none"> • 3 x Swiss / CH T13 socket outlet, black, set at 90° • Painted in stainless steel

1 x custom module + power socket outlets Length: approx. 197 mm **C**

Aluminium profile; power input: 0.2 m H05VV-F3G 1.5 mm ² with GST18; including mounting bracket	
902.203	<ul style="list-style-type: none"> • 2 x socket outlet with earthing contact, shuttered, black, set at 35° • Painted in white, similar to RAL9010
902.403	<ul style="list-style-type: none"> • 2 x socket outlet with earthing contact, shuttered, black, set at 35° • Painted in stainless steel

2 x custom module + power socket outlets Length: approx. 239 mm **C**

Aluminium profile; power input: 0.2 m H05VV-F3G 1.5 mm ² with GST18; including mounting bracket	
902.211	<ul style="list-style-type: none"> • 2 x socket outlet with earthing contact, shuttered, black, set at 35° • Painted in white, similar to RAL9010
902.411	<ul style="list-style-type: none"> • 2 x socket outlet with earthing contact, shuttered, black, set at 35° • Painted in stainless steel

2 x custom module + power socket outlets Length: approx. 274 mm **C**

Aluminium profile; power input: 0.2 m H05VV-F3G 1.5 mm ² with GST18; including mounting bracket	
902.207	<ul style="list-style-type: none"> • 2 x UK 3.15A individually fused, shuttered, black, set at 45° • Painted in white, similar to RAL9010
902.407	<ul style="list-style-type: none"> • 2 x UK 3.15A individually fused, shuttered, black, set at 45° • Painted in stainless steel









Desk connection panels



DESK 2 power strips

Art. no. | Version

C 2 x custom module + power socket outlets Length: approx. 282 mmAluminium profile; power input: 0.2 m H05VV-F3G 1.5 mm² with GST18; including mounting bracket

	902.201	<ul style="list-style-type: none"> · 3 x socket outlet with earthing contact, shuttered, black, set at 35° · Painted in white, similar to RAL9010
	902.205	<ul style="list-style-type: none"> · 3 x French / UTE socket outlet, shuttered, black, set at 35° · Painted in white, similar to RAL9010
	902.209	<ul style="list-style-type: none"> · 3 x Swiss / CH T13 socket outlet, black, set at 90° · Painted in white, similar to RAL9010
	902.401	<ul style="list-style-type: none"> · 3 x socket outlet with earthing contact, shuttered, black, set at 35° · Painted in stainless steel
	902.405	<ul style="list-style-type: none"> · 3 x French / UTE socket outlet, shuttered, black, set at 35° · Painted in stainless steel
	902.409	<ul style="list-style-type: none"> · 3 x Swiss / CH T13 socket outlet, black, set at 90° · Painted in stainless steel

**C** 3 x custom module + power socket outlets Length: approx. 324 mmAluminium profile; power input: 0.2 m H05VV-F3G 1.5 mm² with GST18; including mounting bracket







	902.202	<ul style="list-style-type: none"> · 3 x socket outlet with earthing contact, shuttered, black, set at 35° · Painted in white, similar to RAL9010
	902.402	<ul style="list-style-type: none"> · 3 x socket outlet with earthing contact, shuttered, black, set at 35° · Painted in stainless steel



DESK 2 power strips

Art. no. | Version





U **C** DESK 2 with 1 x USB double charger (5.2 V/2.15 A), 1 x custom module + power socket outletsAluminium profile; power input 0.2 m H05VV-F3G 1.5mm² with GST 18; including mounting bracket

	902.228	<ul style="list-style-type: none"> · 2 x socket outlet with earthing contact, shuttered, black, set at 35° · Length 241.2 mm · Painted in white, similar to RAL9010
	902.232*	<ul style="list-style-type: none"> · 2 x French / UTE socket outlet, shuttered, black, set at 35° · Length 239.2 mm · Painted in white, similar to RAL9010
	902.231	<ul style="list-style-type: none"> · 2 x UK 3.15A individually fused, shuttered, black, set at 45° · Length 284.2 mm · Painted in white, similar to RAL9010
	902.428	<ul style="list-style-type: none"> · 2 x socket outlet with earthing contact, shuttered, black, set at 35° · Length 241.2 mm · Painted in stainless steel
	902.432*	<ul style="list-style-type: none"> · 2 x French / UTE socket outlet, shuttered, black, set at 35° · Length 239.2 mm · Painted in stainless steel
	902.431	<ul style="list-style-type: none"> · 2 x UK 3.15A individually fused, shuttered, black, set at 45° · Length 284.2 mm · Painted in stainless steel



You can also use the product configurator at bachmann.com


DESK 2 power strips

Art. no.	Version	
DESK 2 with 1 x USB double charger (5.2 V/2.15 A), 2 x custom module + power socket outlets		
Aluminium profile; power input: 0.2 m H05VV-F3G 1.5 mm ² with GST18; including mounting bracket		
902.229*	<ul style="list-style-type: none"> 2 x socket outlet with earthing contact, shuttered, black, set at 35° Length 281.7 mm Painted in white, similar to RAL9010 	
902.230*	<ul style="list-style-type: none"> 2 x Swiss / CH T13 socket outlet, black, set at 90° Length 281.7 mm Painted in white, similar to RAL9010 	
902.429*	<ul style="list-style-type: none"> 2 x socket outlet with earthing contact, shuttered, black, set at 35° Length 281.7 mm Painted in stainless steel 	
902.430*	<ul style="list-style-type: none"> 2 x Swiss / CH T13 socket outlet, black, set at 90° Length 281.7 mm Painted in stainless steel 	




Desk connection panels

DESK 2 power strips, equipped

Art. no.	Version	
1 x custom module + power socket outlets		Length: approx. 239 mm
Aluminium profile; power input: 0.2 m H05VV-F3G 1.5 mm ² with GST18; including mounting bracket		
902.301	<ul style="list-style-type: none"> 3 x socket outlet with earthing contact, shuttered, black, set at 35° Painted in white, similar to RAL9010 1 x CAT6 coupling socket/socket 1 x USB A/A 3.0 keystone module 1.5 m separate device supply cable, GST18/earthing contact 	
902.501	<ul style="list-style-type: none"> 3 x socket outlet with earthing contact, shuttered, black, set at 35° Painted in stainless steel 1 x CAT6 coupling socket/socket 1 x USB A/A 3.0 keystone module 1.5 m separate device supply cable, GST18/earthing contact 	



2 x custom module + power socket outlets		Length: approx. 282 mm
Aluminium profile; power input: 0.2 m H05VV-F3G 1.5 mm ² with GST18; including mounting bracket		
902.302	<ul style="list-style-type: none"> 3 x socket outlet with earthing contact, shuttered, black, set at 35° Painted in white, similar to RAL9010 2 x CAT6 coupling socket/socket 1 x USB A/A 3.0 keystone module 1 HDMI keystone socket/socket 1.5 m separate device supply cable, GST18/earthing contact 	
902.502	<ul style="list-style-type: none"> 3 x socket outlet with earthing contact, shuttered, black, set at 35° Painted in stainless steel 2 x CAT6 coupling socket/socket 1 x USB A/A 3.0 keystone module 1 HDMI keystone socket/socket 1.5 m separate device supply cable, GST18/earthing contact 	




Accessories

Art. no.	Version	
DESK 2 cable management		
Covered cabling to the underside of desk or table edge		
918.106	Plastic, painted in white similar to RAL9010	
918.107	Plastic, painted in stainless steel	
DESK 2 adhesive base		
Covered cabling to the underside of desk or table edge		
918.110	<ul style="list-style-type: none"> 2 x adhesive base set, plastic, painted in white similar to RAL9010 2 x TESA POWER STRIP 	
918.111	<ul style="list-style-type: none"> 2 x adhesive base set, plastic, painted in stainless steel 2 x TESA POWER STRIP 	



DESK 2 brackets are suitable for desktop or tabletop thicknesses of 10 mm to 40 mm. Alternatively, DESK 1 standard brackets (art. no. 930.120) can also be used for DESK 2. In combination with DESK 2, these cover a range of 25 mm to 55 mm.



STEP

Fit for the future - step by step

STEP embodies the principle of modularity with absolute consistency.

The system is thus ideal for the flexible delivery of power and data to workstations, partition systems, false floors and other connection types.


The modular design of STEP power strips makes for virtually endless possibilities: from simple sets for supplying electricity to power strips with integrated data connections, RCDs/MCBs, overvoltage protection, connections for media technology and much more.

The benefits at a glance

- Consistent modularity
- Versatile applications
- Standard connection system
- Can be expanded at any time
- Functional efficiency

For electricity distribution STEP uses the Wieland connector system as standard and can therefore be supplied with a variety of cable lengths. Other plug connection systems can also be supplied on request.

STEP delivers individual tailor-made solutions meeting all the requirements of modern power and data supply. In short: Fit for the future - step by step.





STEP is ideal for the flexible delivery of power and data to workstations, partition systems, false floors and other connection types.



STEP combination options

You can plug separate modules together or combine them as you wish with a connecting cable. Thus STEP gives you your own custom power distribution system. Other plug-in connection systems (e.g. Wago Winsta, Woertz, Ensto) can be supplied on request.

STEP – the all-round system designed for expansion.



Perfectly tailored for the best connections

The STEP power strip is available with an aluminium or plastic profile. It is possible to connect multiple power strips together to form a modular system. STEP is designed primarily as a simple electricity supply unit for office workstations. Permanently installed devices such as PCs, monitors, printers, etc. can be connected to STEP.

STEP power strips have a power input and a power output, each of which is built into the end caps on the face end. The Wieland GST18 plug connectors fitted are particularly tried-and-tested solutions for office use and have the coding and latch mechanism required to comply with the applicable standard.

Multiple fixing options

STEP power strips are versatile in their application. They can be fitted for



example under tabletops/desktops, in cable ducts and in partitions. Different attachment options are available to suit these various applications (see from page 139).










You can also use the product configurator at bachmann.com

STEP




Power cables and custom modules are available separately. See glossary for country-specific information.

Art. no. | Version








STEP BASE: Power socket outlets Length: approx. 220 mm (note special lengths)

Plastic profile; power input: GST18 / power output: GST18		
336.600	· 3 x socket outlet with earthing contact, shuttered, black, set at 35°	
336.601	· 3 x socket outlet with earthing contact, shuttered, red, set at 35°	
336.603	· 3 x French / UTE socket outlet, shuttered, black, set at 35°	
906.1306	· 2 x UK 3.15A individually fused, shuttered, black, set at 45°	
906.0059	· 2 x UK 3.15A individually fused, shuttered, black, set at 45°, 2 switches, length 244 mm	
906.0055	· 4 x UK 3.15A individually fused, shuttered, black, set at 45°, length 322 mm	
906.0060	· 4 x UK 3.15A individually fused, shuttered, black, set at 45°, 1 switches, length 364,7 mm	


STEP BASE: Power socket outlets Length: approx. 262.5 mm (note special lengths)

Plastic profile; power input: GST18 / power output: GST18		
336.604	· 4 x socket outlet with earthing contact, shuttered, black, set at 35°	
336.606	· 4 x French / UTE socket outlet, shuttered, black, set at 35°	
336.626	· 5 x socket outlet with earthing contact, shuttered, black, set at 35°, length 305 mm	


STEP ALU: Power socket outlets Length: approx. 220 mm (note special lengths)

Aluminium profile; power input: GST18 / power output: GST18		
336.039	· 3 x socket outlet with earthing contact, shuttered, black, set at 35°	
336.067	· 3 x socket outlet with earthing contact, shuttered, red, set at 35°	
906.1075	· 3 x French / UTE socket outlet, shuttered, black, set at 35°, length 220 mm	
336.046	· 4 x French / UTE socket outlet, shuttered, black, set at 35°, length 262.5 mm	
336.072	· 3 x French / UTE socket outlet, shuttered, red, set at 35°	
336.088	· 4 x French / UTE socket outlet, shuttered, red, set at 35°, length 262.5 mm	
906.1086*	· 3 x Swiss / CH socket outlet, black, set at 90°	





STEP ALU: 1 x custom module + power socket outlets Length: approx. 220 mm **C**

Aluminium profile; power input: GST18 / power output: GST18		
906.000	· 2 x socket outlet with earthing contact, shuttered, black, set at 35°	
906.002	· 2 x French / UTE socket outlet, shuttered, black, set at 35°	
906.071	· 2 x Swiss / CH socket outlet, black, set at 90°	
336.079	· 2 x UK 3.15A individually fused, shuttered, black, set at 45° (length 284.5 mm)	


STEP ALU: 2 x custom module + power socket outlets Length: approx. 262.5 mm **C**

Aluminium profile; power input: GST18 / power output: GST18		
906.001	· 2 x socket outlet with earthing contact, shuttered, black, set at 35°	
906.009*	· 2 x French / UTE socket outlet, shuttered, black, set at 35°	
906.080*	· 2 x Swiss / CH socket outlet, black, set at 90°	


STEP ALU: 1 x switch + power socket outlets Length: approx. 262.5 mm (note special lengths)

Aluminium profile; Power input: GST18 / power output: GST18		
906.003	· 3 x socket outlet with earthing contact, shuttered, black, set at 35° · Switch controls sockets only (not power output)	
906.031	· 3 x socket outlet with earthing contact, shuttered, black, set at 35° · Switch controls both sockets and power output	
906.150	· 2 x socket outlet with earthing contact, shuttered, black, set at 35° (length 358.5 mm) · Switch controls both sockets and power output · Residual current device, 16A, tripping current 30mA, response time 30 ms, 2-pole	


STEP ALU: 1 x USB double charger (5.2 V/2.15 A), 1 x custom module + power socket outlets L: approx. 262.8 mm **C U**

Aluminium profile; power input: GST18 / power output: GST18		
906.0113*	· 2 x socket outlet with earthing contact, shuttered, black, set at 35°	



All STEP safety modules are compatible with STEP ALU and STEP BASE

See glossary for country-specific information. **Power cables and custom modules are available separately.**

Art. no. | Version

STEP ALU overvoltage protection, GST18 Length: approx. 147 mm

Aluminium profile; power input: GST18 / power output: GST18

336.003 | · Overvoltage protection 2kV with function and fail indicator

STEP ALU overvoltage protection + mains and frequency filters, GST18 Length: approx. 220 mm

Aluminium profile; power input: GST18 / power output: GST18

336.004 | · Overvoltage protection 2kV with function and fail indicator and mains filter 30MHz

STEP ALU MCB, GST18 Length: approx. 220 mm

Aluminium profile; power input: GST18 / power output: GST18

336.015 | · Miniature circuit-breaker 16A, 2-pole
· Characteristic B

STEP ALU RCD, GST18 Length: approx. 220 mm

Aluminium profile; power input: GST18 / power output: GST18

336.014 | · Residual current device, tripping current 30mA, response time 30ms, 2-pole

STEP ALU RCD, GST18 Length: approx. 220 mm

Aluminium profile; power input: GST18 / power output: GST18

906.067 | · Residual current device, tripping current 10mA, response time 30 ms, 2-pole
· Power input: GST18i3 plug, power output: GST18i3 socket

STEP ALU RCD/MCB, GST18 Length: approx. 220 mm

Aluminium profile; power input: GST18 / power output: GST18

336.065 | · Combined RCD/MCB comprising:
· Residual current device, tripping current 30mA, response time 30ms, 2-pole
· Miniature circuit-breaker 16A rated current, 400 V, 2-pole
· Characteristic B; 6kA


STEP ALU master & slave, GST18 Length: approx. 220 mm

Aluminium profile; power input: GST18 / power output: GST18

336.006 | · Master & slave circuit with threshold value setting 10W and higher
· Effective power: 0.29W / apparent power: 1.05W

E **STEP ALU automatic switchoff** Length: approx. 263 mm

Aluminium profile; power input: GST18 / power output: GST18

 906.005 | · 1 x automatic switchoff with socket outlet
· 1 x button connection with 0.5 m cable and plug-in connector
· to link to module 917.060



You can also use the product configurator at bachmann.com

STEP accessories

Art. no. | Version

Mounting accessories	
375.502	Contents: <ul style="list-style-type: none"> · 4 x 2.9 x 30 mm screw · 2 x cover strip for the end caps as optical finish (to be placed on the end caps where two power strips are linked together) · 1 x connection cover · 1 x end cap for power output socket
Stainless steel mounting bracket	
940.096	<ul style="list-style-type: none"> · For insertion into the rear of a STEP profile · Ideal for use with power strips with data connections · Packing unit: 2 items
Stainless steel mounting bracket with elongated hole	
940.024	<ul style="list-style-type: none"> · For insertion into the rear of a STEP profile · With elongated hole (keyhole) for screwing into place, ideal when using power strips with data connections · Packing unit: 1 item left, 1 item right
Stainless steel mounting plate, flat	
940.097	<ul style="list-style-type: none"> · For insertion into the rear of a STEP profile · For screw fixing e.g. under a desk or table · Packing unit: 2 items
STEP cover plates	
375.529	<ul style="list-style-type: none"> · Fit over the end caps of STEP power strips · Visual finish · Black plastic · Packing unit: 2 items
Sheet steel mounting plate	
940.108	<ul style="list-style-type: none"> · For insertion into rear of STEP profile · Tighten the nut on the threaded screw to fix the power strip in place Contents: <ul style="list-style-type: none"> · 1 mounting plate including M5 screw, washer and nut
STEP plastic mounting clip	
918.025	<ul style="list-style-type: none"> · For attaching STEP BASE and STEP ALU power strips · in suitable cut-outs in sheet steel (thickness 2.0 mm) Contents: <ul style="list-style-type: none"> · 2 x plastic mounting clip · 4 x screw 2.9 x 30 mm



Earthed power supply cable to STEP unit, see Accessories section

- Pre-assembled power supply cables with integrated earth connection
- Earthing of the power strip is independent of the installation
- Ideal in combination with STEP power strips (see from page 137)





Illustration with CONI COVER

UNIVERSAL

Multiple-socket outlets



The benefits at a glance

- Complete unit for power, data and media connections on desks and conference tables
- Includes 3.0 m power connection cable
- Outstanding flexibility through use of Bachmann custom modules
- Attachment in various positions / at various angles using metal retaining brackets
- Ideally suited to use in table ducts

UNIVERSAL multiple-socket outlets

Art. no.	Version	
UNIVERSAL power strips: 1 x custom module + power socket outlets, aluminium profile		
power input 3.0 m H05VV-F3G 1.5mm ² with right-angled earthing contact plug; incl. mounting bracket		
922.0111	· 3 x socket outlet with earthing contact, shuttered, black, set at 35°	
922.0231	· 3 x French / UTE socket outlet, shuttered, black, set at 35°	
922.096	· 3 x Italian / IT socket outlet, shuttered, black	
UNIVERSAL power strips: 2 x custom module + power socket outlets, aluminium profile		
Power input 3.0 m H05VV-F3G 1.5mm ² with right-angled earthing contact plug; incl. mounting bracket		
922.0181	· 5 x socket outlet with earthing contact, shuttered, black, set at 35°	
922.083	· 5 x French / UTE socket outlet, shuttered, black, set at 35°	
922.098	· 5 x Italian / IT socket outlet, shuttered, black	
UNIVERSAL power strips: 3 x custom module + power socket outlets, aluminium profile		
Power input 3.0 m H05VV-F3G 1.5mm ² with right-angled earthing contact plug; incl. mounting bracket		
922.0071	· 4 x socket outlet with earthing contact, shuttered, black, set at 35°	
922.082	· 4 x French / UTE socket outlet, shuttered, black, set at 35°	
922.097	· 4 x Italian / IT socket outlet, shuttered, black	



Desk connection panels

CONI COVER and **UNIVERSAL** – The functional combination. CONI COVER is an elegant way of accessing separate power supply units or standard cable installation systems under the tops of desks and tables.

CONI COVERS are available in our catalogue from page 102






Custom modules

As versatile as your applications

Bachmann custom modules are the central components of video, audio and network connections. Their construction offers you simple and flexible installation in FACILITY SOLUTIONS, rack systems and electrical installations. The versatility of custom modules make Bachmann FACILITY SOLUTIONS even more flexible. With the easy-to-swap modules you can create units to meet the individual data, video and audio connection requirements of your customers quickly and simply.

Now Bachmann also offers this flexibility for 19" panel installations. The standard custom modules facilitate optimal configuration for every media and network connection requirement. Again here socket/socket or screw-terminal connections provide great simplicity of installation.

When it comes to electrical installations, Bachmann custom modules are again an outstanding addition. The small number of parts make the custom modules compatible with the current switch ranges of reputable manufacturers. Simple fitting and removal mean that all installations can be quickly adapted to changed requirements or brought up to the current state of the art.




Power strips



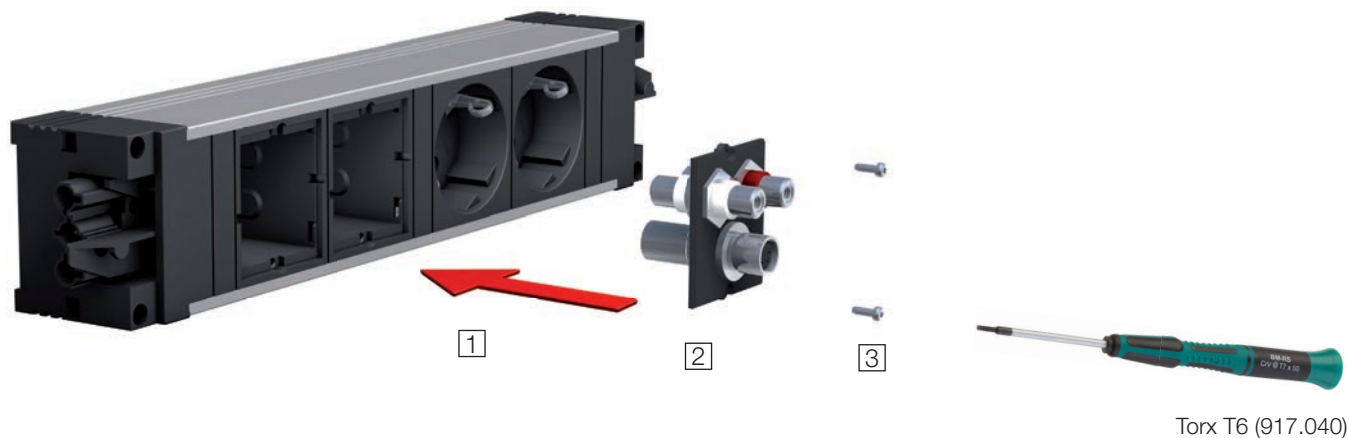
19" media racks



Electrical installations



You can also use the product configurator at bachmann.com



The empty built-in frame **1** of Bachmann FACILITY SOLUTIONS accommodates the custom modules **2**, which are fixed in place with two Torx screws. The custom modules can be easily exchanged by loosening the screws.

Custom modules in FACILITY SOLUTIONS



Individual configuration


Modern technology and strong ideas are at the heart of each and all Bachmann FACILITY SOLUTIONS. With expansion-compatible multiple-socket outlets and Facility custom modules for individual configuration, these systems provide the ideal basis for setting up flexible connections. Practical units provide secure networking in the office, while elegantly designed, concealed supply systems offer trouble-free communications for conferences. In addition to the socket outlets integrated ex factory, Bachmann Facility products include empty modules for individual configuration. Custom modules are supplied complete with screws.

The greatest flexibility - prepared for the future

Whenever you change the configuration you have the opportunity to upgrade your equipment to the latest state of the art. Built-in insulation protects you from contact with live parts. There is no requirement to recheck the electrical connections of the unit after changing modules, and the warranty is not affected. You can find FACILITY SOLUTIONS products in the main Bachmann catalogue and in the separate FACILITY SOLUTIONS catalogue.



● Compatible with Bachmann FACILITY SOLUTIONS



Our 19" racks [1] accept custom modules [2], which are simply inserted and screwed in. System integration is made easy with the open design and socket/socket or screw-terminal custom modules.


Custom modules in rack installations

Full integration of media and network technologies

The 19" panels offer simple and flexible integration of media and network technologies into your rack system. The custom modules, easily screwed into place (Torx M2 screws [3] included with the panels) enable you to respond to changes in system requirements at any time. Socket/socket and screw-terminal technology offers a compact and clearly arranged installation. The panels are particularly economical on space, requiring only 1.5 height units (67 mm).



- Compatible with Bachmann IT rack panel



Using a mounting plate [1] and adapter frame [2] (see page 150), custom modules [3] can be installed in a switch box.

Custom modules in electrical installations

Unlimited installation options

The addition of a few extra components opens up whole new possibilities for electrical installations. Installed in either a switch box or sill-type trunking, the extensive range of custom modules allows the easy integration of audio, video and data networks. By using the 50 x 50 mm and 55 x 55 mm adapter frames available as standard, the custom modules form an optimal complement to the current switch ranges of reputable manufacturers.

The connections to the rear can be made either as socket/socket or via screw terminals. No complicated soldering or cabling is required. A compatibility list of custom modules for the switch ranges of various manufacturers can be found on page 148 onwards.



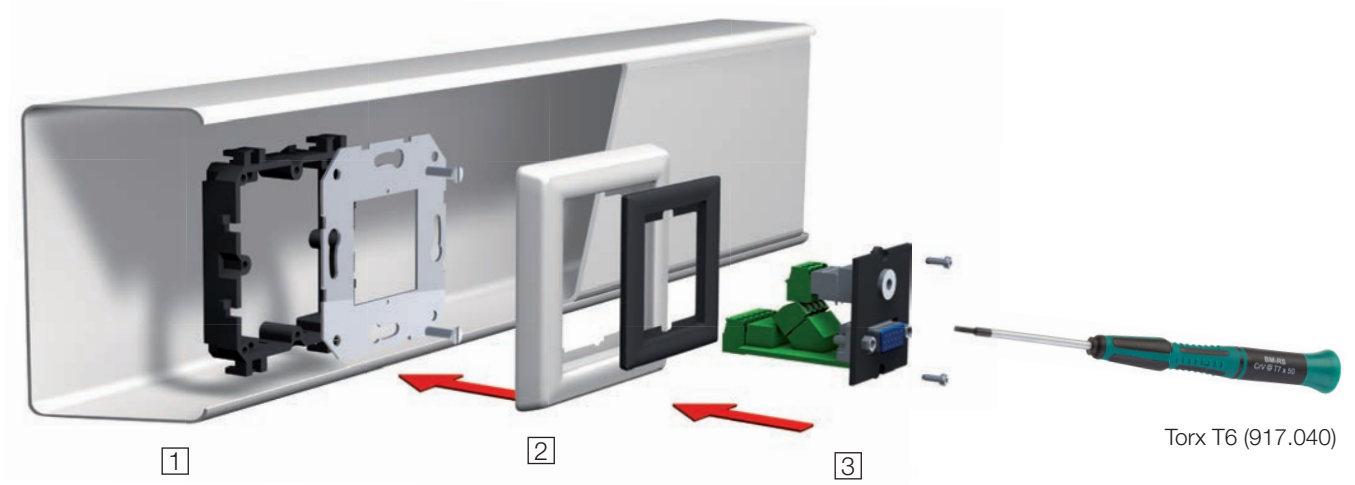
917.064 mounting plate (suitable Torx M2 screws included)



Adapter frame, 50x50 mm and 55x55 mm, in black or white




Example of mounting box for trunking
You can obtain various mounting or device boxes from trunking manufacturers



The mounting box is inserted into the trunking. This forms the base onto which the mounting plate **1** and adapter frame **2** (50x50 mm or 55x55 mm) and the Bachmann custom module are bolted **3**

Bachmann custom modules **3** can even be fitted into conventional floor boxes. The custom module bracket **4** for floor-box systems allows the custom module to be fitted directly. There is thus no need for a mounting plate **1** or adapter frame **2**. The Bachmann custom module bracket **4** is suitable for various makes of floor box. Please check the installation depth required by the custom modules.



● Compatible with Bachmann INSTALLATION

Manufacturer*	Switch range*	Bachmann adapter frame** Colour black	Bachmann adapter frame** Colour white	+ Adapter manufacturer number
Berker	S.1	917.066	917.169	–
	B.1	917.066	917.169	–
	B.3	917.066	917.169	–
	B.7 Glass	917.066	917.169	–
	K.1	917.065	917.168	11087124 11087106 11087109 11087102
	K.5	917.065	917.168	11.087.104
	Arsys	917.065	917.168	11080101 11089104 11089111 11080169 11080102
	Module 2	917.065	917.168	114309 114302
Busch-Jaeger	carat	917.065	917.168	1746/10-81 1746/10-82 1746/10-84
	pure stainless steel	917.065	917.168	1746/10-866
	pulse	917.065	917.168	1746/10-71 1746/10-72 1746/10-74 1746/10-79 1746/10-777 1746/10-783
	solo	917.065	917.168	1746/10-82 1746/10-84 1746/10-85 1746/10-86 1746/10-87 1746/10-88 1746/10-803 1746/10-815
	Busch-axcent	917.065	917.168	1746/10-84
	future	917.065	917.168	1746/10-82 1746/10-84 1746/10-85 1746/10-89
	Future linear	917.065	917.168	1746/10-81 1746/10-82 1746/10-83 1746/10-84 1746/10-89
EGB	Elegant Standard	917.065	917.168	143.090.045
Schneider Electric (ELSO)	JOY	917.065	917.168	363080 363084
	RIVA	917.065	917.168	203080 203084 2030831 2030811 2030819
	RIVA	917.066	917.169	203160 203164 2031611 2031619
	SCALA	917.065	917.168	203080 203084 2030811 2030819
	SCALA	917.066	917.169	203160 203164 2031611 2031619
	FASHION	917.065	917.168	203080 203084 203081 2030812 203082 2030831 203086 203089 2030844
	FASHION	917.066	917.169	203160 203164 203160D
	NOVIA	917.066	917.169	284800 284804
	NOVIA	917.065	917.168	283160 283164 2831631 2831612 283166 283169 2.831.611
	CLASSIC	917.065	917.168	303110 303111
Gira	Standard 55	917.066	917.169	–
	E2	917.066	917.169	–
	Event	917.066	917.169	–
	Esprit	917.066	917.169	–
	E22	917.066	917.169	0.289.202
	Stainless steel series 20 / 21	917.066	917.169	028920
	TX_44	917.066	917.169	028966 028967 028965
	Large-area switch	917.066	917.169	0289111 0289112
	S-Color	917.065	917.168	028240 028242 028243 028246 028247
Jäger	Opus	917.065	917.168	560.050.02
Jung	AS 500	917.066	917.169	–
	AS Universal	917.066	917.169	–
	A 500	917.066	917.169	–
	A plus	917.066	917.169	–
	A creation	917.066	917.169	–
	LS-design	917.066	917.169	AL2961Z5-L ES2961Z5-L
	LS 990	917.066	917.169	LS961Z5WW LS961Z5SW LS961Z5AL

* Name and product designation of manufacturer

** Also order the appropriate Bachmann adapter frame for fitting in the switch range.


Manufacturer*	Switch range*	Bachmann adapter frame** Colour black	Bachmann adapter frame** Colour white	+ Adapter manufacturer number
Jung	LS plus	917.066	917.169	AL2961Z5-L ES2961Z5-L
	FD-design	917.066	917.169	AL2961Z5-L ES2961Z5-L
	CD 500	917.065	917.168	590ZCD 590ZWW
	LS 990	917.065	917.168	LS961Z LS961ZWW LS961ZLG LS961ZSW
	LS 990	917.065	917.168	LS961Z5 LS961Z5WW LS961Z5SW
	Aluminium	917.065	917.168	LS961Z LS961ZWW LS961ZLG LS961ZSW
	Aluminium	917.066	917.169	LS961Z5 LS961Z5WW LS961Z5SW AL2961Z5-L ES2961Z5-L
	Stainless steel	917.065	917.168	LS961Z LS961ZWW LS961ZLG LS961ZSW
	Stainless steel	917.066	917.169	LS961Z5 LS961Z5WW LS961Z5SW AL2961Z5-L ES2961Z5-L
	Anthracite	917.065	917.168	LS961Z LS961ZWW LS961ZLG LS961ZSW
	Anthracite	917.066	917.169	LS961Z5 LS961Z5WW LS961Z5SW AL2961Z5-L ES2961Z5-L
	Bright chrome	917.065	917.168	LS961Z LS961ZWW LS961ZLG LS961ZSW
	Bright chrome	917.066	917.169	LS961Z5 LS961Z5WW LS961Z5SW AL2961Z5-L ES2961Z5-L
Merten	1-M	917.066	917.169	–
	ATELIER-M	917.066	917.169	–
	M-SMART	917.066	917.169	–
	M-PLAN	917.066	917.169	–
	M-PLAN GLASS	917.066	917.169	–
	M-PLAN metal	917.066	917.169	–
	M-PLAN II	917.066	917.169	–
	M-ARC	917.066	917.169	–
	M-STAR	917.066	917.169	–
	ARTEC	917.065	917.168	516094 516099
	AQUADESIGN	917.065	917.168	518344 518319 518314 518360
	PEHA	Standard	917.066	917.169
Standard		917.065	917.168	219411 219211 219711 219311 218711
Dialog		917.065	917.168	828611 819511 768611 847311 838011 778611 316611
Aura		917.065	917.168	117211 129511 155811
Nova		917.065	917.168	027211 042211 057211
Nova		917.066	917.169	100511 100711 100611
Presto-Vedder	Regina classic	917.065	917.168	730RW 730RUW
	Alessa	917.065	917.168	230RUW
	Alessa plus	917.065	917.168	230RUW
	Fiorena	917.065	917.168	3030RUW 3030RW 3030RSI 3030RSGR
Siemens	DELTA line	917.065	917.168	5TG2557 5TG2587 5TG1160 5TG1150
	DELTA vita	917.065	917.168	5TG2557 5TG1160 5TG1150
	DELTA miro	917.065	917.168	5TG2557 5TG2587 5TG1160 5TG1150
	DELTA style	917.065	917.168	5TG1326 5TG1326-1 5TG1366
	DELTA style	917.066	917.169	5TG1327 5TG1327-1 5TG1367
	DELTA profile	917.065	917.168	5TG1806 5TG1866 5TG1766 5TG1836 5TG1706-1 5TG1746-1
	DELTA profile	917.066	917.169	5TG1893 5TG1885 5TG1762 5TG1835 5TG1705-1 5TG1745-1

* Name and product designation of manufacturer

** Also order the appropriate Bachmann adapter frame for fitting in the switch range.

Switch range

Art. no. | Version

**Custom module mounting plate for switch range****Stainless steel**

- | | |
|---------|--|
| 917.064 | <ul style="list-style-type: none"> · Stainless steel mounting plate suitable for conventional devices, for flush-mounted, cavity and device boxes for trunking · Incl. 2 x Torx M2 screws · For trunking an additional mounting box is required · (see manufacturer's range) |
|---------|--|

**Adapter frame for switch range****Plastic**

- | | |
|---------|---|
| 917.065 | <ul style="list-style-type: none"> · external dimensions: 50 x 50 mm · Colour: Black similar to RAL 9005 · For fitting in standard switch range (50 x 50 mm internal dimensions) · together with stainless steel mounting plate 917.064 · Please note the compatibility list on page 148 onwards |
|---------|---|

**Adapter frame for switch range****Plastic**

- | | |
|---------|--|
| 917.168 | <ul style="list-style-type: none"> · external dimensions: 50 x 50 mm · Colour: White similar to RAL9010 · For fitting in standard switch range (50 x 50 mm internal dimensions) · together with stainless steel mounting plate 917.064 · Please note the compatibility list on page 148 onwards |
|---------|--|

**Adapter frame for switch range****Plastic**

- | | |
|---------|---|
| 917.066 | <ul style="list-style-type: none"> · external dimensions: 55 x 55 mm · Colour: Black similar to RAL 9005 · For fitting in standard switch range (55 x 55 mm internal dimensions) · together with stainless steel mounting plate 917.064 · Please note the compatibility list on page 148 onwards |
|---------|---|

**Adapter frame for switch range****Plastic**

- | | |
|---------|--|
| 917.169 | <ul style="list-style-type: none"> · external dimensions: 55 x 55 mm · Colour: White similar to RAL9010 · For fitting in standard switch range (55 x 55 mm internal dimensions) · together with stainless steel mounting plate 917.064 · Please note the compatibility list on page 148 onwards |
|---------|--|

Floor boxes

Art. no. | Version

Floor box mounting 2 x **Sheet steel**

2 x custom module

917.068 |

- For fitting in OBO Bettermann device case/floor-box systems
- Accepts 2 custom modules (transverse mounting)
- Incl. Torx M2 screws



Floor box mounting 3 x **Sheet steel**

3 x custom module

917.067 |

- For fitting in OBO Bettermann device case/floor-box systems
- Accepts 3 custom modules (transverse mounting)
- Incl. Torx M2 screws



Floor box mounting 2 x **Black plastic**

2 x custom module

917.139 |

- Mounting for Electraplan floor boxes
- Accepts 2 custom modules (transverse mounting)
- Incl. Torx M2 screws for custom modules



Floor box mounting 3 x **Black plastic**

3 x custom module

917.140 |

- Mounting for Electraplan floor boxes
- Accepts 3 custom modules (transverse mounting)
- Incl. Torx M2 screws for custom modules



Media racks / IT panels

Art. no. | Version

19" custom module panel 1.5 HU Black anodised aluminium

903.003 |

- Accepts up to 9 custom modules
- Incl. bracket



Modules for keystone data connections

All modules are supplied with 2 Torx T6 screws.

Art. no. | Version



Custom module 2 x keystone

- | | |
|---------|---|
| 917.000 | <ul style="list-style-type: none"> · Module, black, accepts 2 data sockets with keystone fitting · Suitable for the data sockets listed below |
| 917.158 | <ul style="list-style-type: none"> · Module, white, accepts 2 data sockets with keystone fixing · Suitable for the data sockets listed below |




Custom module 1 x keystone

- | | |
|---------|--|
| 917.001 | <ul style="list-style-type: none"> · Module, black, accepts 1 data socket with keystone fitting · Suitable for the data sockets listed below |
| 917.159 | <ul style="list-style-type: none"> · Module, white, accepts 1 data socket with keystone fixing · Suitable for the data sockets listed below |



Custom module 2 x keystone with metal holder

- | | |
|---------|---|
| 917.061 | <ul style="list-style-type: none"> · Module, black, accepts 2 data sockets with keystone fitting · Keystone fitting with metal holder on rear of cover for high mechanical stresses · Suitable for the data sockets listed below |
|---------|---|



Custom module 1 x keystone with metal holder

- | | |
|---------|--|
| 917.062 | <ul style="list-style-type: none"> · Module, black, accepts 1 data socket with keystone fitting · Keystone fitting with metal holder on rear of cover for high mechanical stresses · Suitable for the data sockets listed below |
|---------|--|

Data connections for custom modules 917.000, 917.001, 917.061 and 917.062

Socket / socket (Suitable data cables can be found in the accessories)

Art. no. | Version



Keystone module CAT6 coupling socket/socket

- | | |
|---------|---|
| 940.044 | <ul style="list-style-type: none"> · Type: BTR E-DAT · Front: RJ45 (keystone fixing), rear: RJ45 (E-DAT mounting) · Shielded |
|---------|---|



Keystone module CAT6 coupling / socket / socket

- | | |
|---------|---|
| 940.083 | <ul style="list-style-type: none"> · Front: RJ45 (keystone fixing), rear: RJ45 (keystone fixing) · Shielded |
|---------|---|



Keystone module CAT6 coupling socket/socket

- | | |
|---------|---|
| 940.112 | <ul style="list-style-type: none"> · Front: RJ45 (keystone fixing), rear: RJ45 (keystone fixing) · Unshielded |
|---------|---|




Keystone module CAT5e coupling socket/socket

- | | |
|---------|---|
| 940.057 | <ul style="list-style-type: none"> · Front: RJ45 (keystone fixing), rear: RJ45 (keystone fixing) · Shielded |
|---------|---|



Keystone module ISDN RJ12 socket/socket

- | | |
|---------|---|
| 940.085 | <ul style="list-style-type: none"> · Front: RJ12 (keystone fixing), rear: RJ12 (keystone fixing) · Unshielded |
|---------|---|




Keystone socket cover

- | | |
|---------|---|
| 917.057 | <ul style="list-style-type: none"> · Socket cover, clips into an empty keystone socket · Can be used as a placeholder for sockets inserted subsequently · Suitable for 917.000 / 917.001 / 917.061 / 917.062 |
|---------|---|

Data connections for custom modules 917.000, 917.001, 917.061 and 917.062

Socket/supply cable

Art. no.	Version
CAT6a 10GB Patch cable plug / socket 3.0 m	
918.033	<ul style="list-style-type: none"> · Front: Socket RJ45 CAT6a TKM 10GB · Cable, black, with RJ45 plug · Shielded
CAT6a 10GB Patch cable plug / socket 5.0 m	
918.034	<ul style="list-style-type: none"> · Front: Socket RJ45 CAT6a TKM 10GB · Cable, black, with RJ45 plug · Shielded
CAT6a 10GB socket TKM	
918.035	<ul style="list-style-type: none"> · CAT6 connector socket TKM 10GB · Without cable (designed for tool-free connection of data cable) · Shielded
RJ 45 shutter	
930.143	<ul style="list-style-type: none"> · Cover for keystone custom module · Does not require tools · Suitable for custom modules 917.000/917.001/917.051/917.052 · With paper labelling strips · Universally suits 1 and 2 data connections · Ideal as dust cover for data socket contacts when not in use



Custom modules

Keystone media technology links

Art. no.	Version
Keystone module 1 x HDMI Black	
918.040	<ul style="list-style-type: none"> · Front: HDMI socket · Rear: HDMI socket without cable · Fits into keystone frame 917.000 or 917.001 · Requires approx. 85 mm installation depth
Keystone module 1 x 3.5 mm miniature jack Black	
917.157	<ul style="list-style-type: none"> · Front: 3.5 mm stereo miniature jack socket · Rear: 3.5 mm stereo miniature jack socket with approx. 0.1 m cable · Fits into keystone frame 917.000 or 917.001 · Requires approx. 65 mm installation depth
Keystone module 1 x mini display port Black	
917.214	<ul style="list-style-type: none"> · Front: Mini display port socket · Rear: Display port plug with approx. 0.5 m cable · 0.5 m breakout cable · Requires approx. 85 mm installation depth





USB 3.0 accessories

USB 3.0 keystone modules



Art. no.	Version
----------	---------

Keystone module USB 3.0 A/B USB

Black

- | | |
|---------|--|
| 917.400 | <ul style="list-style-type: none"> · Front: USB A socket / rear: USB B socket · Fits into keystone frame 917.000 or 917.001 · Requires approx. 85 mm installation depth |
|---------|--|

Keystone module USB 3.0 B/A

Black

- | | |
|---------|--|
| 917.401 | <ul style="list-style-type: none"> · Front: USB B socket / rear: USB A socket · Fits into keystone frame 917.000 or 917.001 · Requires approx. 85 mm installation depth |
|---------|--|

Keystone module USB 3.0 A/A (straight through)

Black

- | | |
|---------|--|
| 917.120 | <ul style="list-style-type: none"> · Front: USB socket A / rear: USB socket A · Fits into keystone frame 917.000 or 917.001 · Requires approx. 85 mm installation depth |
|---------|--|

USB 3.0 connecting cable



Art. no.	Length	Version
----------	--------	---------

USB 3.0 A/B connecting cable

- | | | |
|----------|-------|--|
| 917.1205 | 1.0 m | <ul style="list-style-type: none"> · USB A/B connecting cable, black |
| 917.1203 | 3.0 m | <ul style="list-style-type: none"> · End 1: Plug A / end 2: Plug B · Fully wired |

USB 3.0 A/A connecting cable (straight through, not for host-to-host connection)

- | | | |
|---------|-------|--|
| 918.176 | 1.0 m | <ul style="list-style-type: none"> · USB A/A connecting cable, black, grey plug |
| 918.178 | 2.0 m | <ul style="list-style-type: none"> · End 1: Plug A / end 2: Plug A |
| 918.177 | 3.0 m | <ul style="list-style-type: none"> · Can be used with custom modules with USB A socket (e.g. 917.018 / 917.019 / 917.400 / 917.401) · Fully wired straight through, not suitable for host-to-host connection |

USB 3.0 connecting cable for host-to-host connection

Art. no.	Length	Version
----------	--------	---------


USB 3.0 A/A connecting cable (crossed, for host-to-host connection)

- | | | |
|---------|-------|---|
| 918.081 | 1.0 m | <ul style="list-style-type: none"> · USB A/A connecting cable, black, black plug |
| 918.083 | 1.8 m | <ul style="list-style-type: none"> · End 1: Plug A / end 2: Plug A |
| 918.082 | 3.0 m | <ul style="list-style-type: none"> · Can be used with custom modules with USB A socket (e.g. 917.018 / 917.019 / 917.400 / 917.401) · Fully wired, 3.0 data pairs crossed for host-to-host connection |

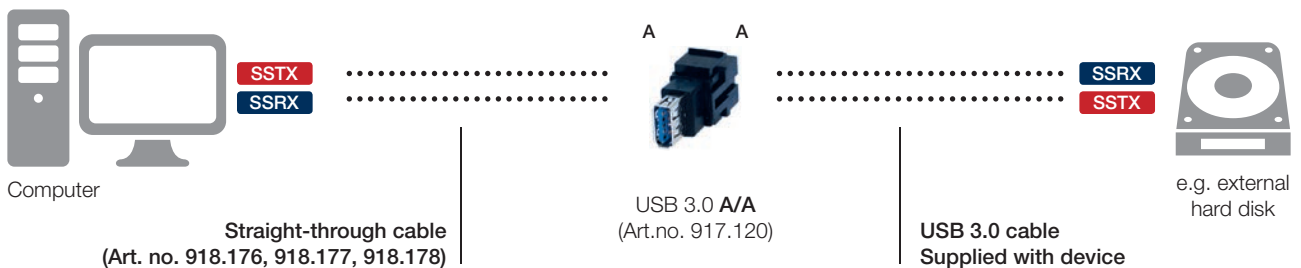
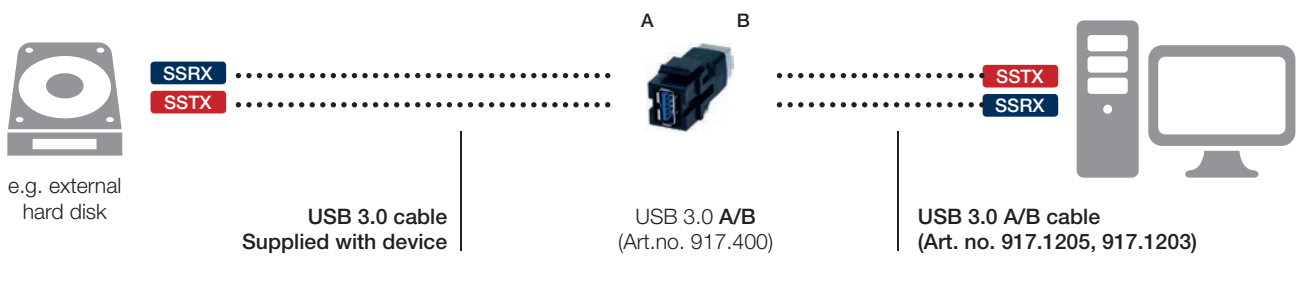
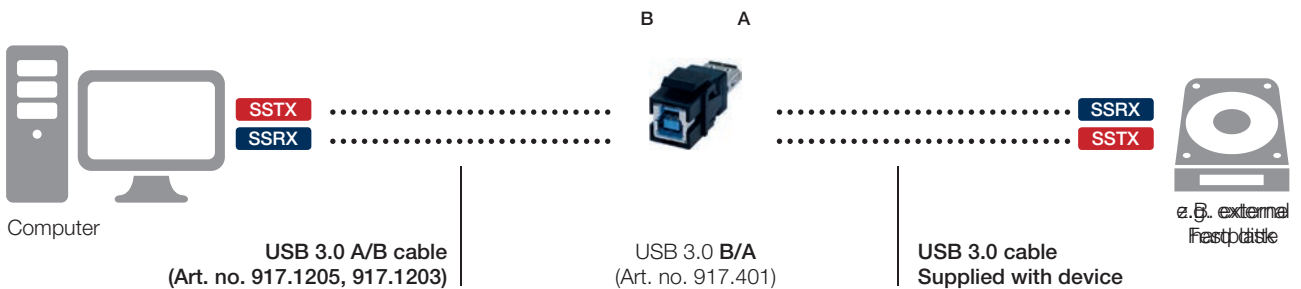
USB 3.0

The right components

Conventional USB 3.0 direct connection, without keystone modules



Connection with A/B or B/A keystone module for USB 3.0 connection



Please note

Unlike USB 2.0, USB 3.0 cables have an extra earth connection and two additional signal wire pairs:

SSTX+ and SSTX- for data transmission from host to device, **SSRX+ and SSRX-** for data transmission from device to host.

Active components require straight-through USB 3.0 cables for communication. Because our USB 3.0 A/A keystone module is straight-through, a straight-through cable must also be used. If the components are not used as described above (crossed USB cables), the data speed of USB 3.0 is reduced to USB 2.0 speed even though only USB 3.0 components are being used. USB 3.0 SuperSpeed data connections are only possible up to a total cable length of 4.5 m. If keystone modules are used, shorter cables are required. Cable quality is an important factor for high data rates. We recommend Bachmann USB 3.0 cables.



OWG connections



Art. no. | Version

OWG-LC duplex keystone module

- 918.071 · OWG-LC duplex coupler
- Keystone fixing

OWG-ST duplex keystone module

- 918.073 · OWG-ST duplex coupler
- Keystone fixing

TOSLINK keystone module

- 918.045 · TOSLINK optic fibre audio coupler
- Keystone fixing


OWG-SC keystone module

- 918.072 · OWG-SC coupler
- Keystone fixing

OWG-MT-RJ keystone module


- 918.074 · OWG-MT-RJ coupler
- Keystone fixing

Cable bushing



Custom module 1 x data cable bushing

- 917.032 · Module with drill hole and 2-part cable bushing for data cables up to 11 mm in diameter



Custom module 1 x VGA cable bushing

- 917.033 · 1 x 2-part cable bushing, ideal for routing VGA cables, without cable.
- Suits cables up to 24 mm in diameter



Modules for data connections

· All modules are supplied with 2 x Torx T6 screws.

BTR**

- E-DAT module CAT6a 8(8)
- E-DAT module coupling 8(8) CAT6

DAETWYLER**

- unilan MS 1/8 CAT6 RJ45
- unilan RJ45 feedthrough coupling CAT6
- unilan MU 1/8 CAT6 RJ45

KERPEN**

- VarioKeystone RJ45 socket module



Custom module 2 x BTR E-DAT module CAT6

- 917.038 · Module with cut-out and mounting module for 2 x BTR E-DAT module CAT6 (not included)
- Also suitable for Daetwyler Unilan module MS 1-8



Custom module 1 x BTR E-DAT module CAT6

- 917.006 · Module with cut-out and mounting module for 1 x BTR E-DAT module CAT6 (not included)
- Also suitable for Daetwyler Unilan module MS 1-8













Custom module 1 x Systemax CAT6

- 917.003 · Module with cut-out and mounting plate for 1 x Systemax CAT6 MGS500 and MGS400 series
- (not included)

Modules for data connections

· All modules are supplied with 2 x Torx T6 screws.

Art. no.	Version
Custom module 1 x RDM CAT6	
917.005 	<ul style="list-style-type: none"> · Module with cut-out and mounting plate for · 1 x Reichle de Masari (RDM) CAT6 (not included)
Custom module 1 x BKS	
917.153 	<ul style="list-style-type: none"> · Module with cut-out for data connections BKS (RJ, RJ250, RJUTP, RJpro and MMC3000pro): can be used with mounting clip 403-7540xx (not supplied) · Also suitable for Kerpen ELine 1200 C7 socket when combined with the ELine EC7 adapter clip (LKD9ZE300210000), not supplied
Custom module Nexans 2 x	
917.052 	<ul style="list-style-type: none"> · Module, black, with cut-out for 2 x Nexans LANmark-6 CAT6 (can be clipped in with Nexans keystone clip) · Data socket and keystone clip available separately
Custom module Nexans 1 x	
917.051 	<ul style="list-style-type: none"> · Module, black, with cut-out for 1 x Nexans LANmark-6 CAT6 (can be clipped in with Nexans keystone clip) · Data socket and keystone clip available separately
Custom module 1 x Panduit CAT6	
917.007 	<ul style="list-style-type: none"> · Module with cut-out and mounting plate (black) for 1 x Panduit CAT6 (not included)
Custom module 1 x Corning CAT6	
917.002 	<ul style="list-style-type: none"> · Module with cut-out and mounting plate (black) for 1 x Tera CAT6 S250 (not included) · Suitable for the following Corning modules: S500 module / CAXASM-00104-C001, S500 fx / CAXASM-00104-C002 · S10 ten / CAXTSM-00112-C001, S10 ten fx / CAXTSM-00112-C004, S250 module / CAXESM-00100-C00 · S250 fx / CAXESM-00100-C004, S100 eL / CAXGSM-00100-C001, S100 e / CAXDSM-00100-C001
Custom module 2 x Tera CAT7	
917.039 	<ul style="list-style-type: none"> · Module with cut-out and mounting plate (black) for 2 x Tera CAT7 (not included) · DAETWYLER unilan PS 1/8 CAT7, CORNING S1200 module S1200 shielded CAT7
Custom module 1 x Tera CAT7	
917.008 	<ul style="list-style-type: none"> · Module with cut-out and mounting plate (black) for 1 x Tera CAT7 (not included) · DAETWYLER unilan PS 1/8 CAT7, CORNING S1200 module S1200 shielded CAT7



Manufacturer	917.000	917.001	917.061	917.062	917.038	917.006	917.003	917.002	917.051	917.052	917.053	917.008	917.038	917.007	917.005
Bachmann version															
CAT6 coupling, shielded; art.no.: 940.044	X	X			X	X									
CAT6 coupling, unshielded; art.no.: 940.112	X	X	X	X											
CAT5e coupling art. no.: 940.057	X	X	X	X											
ISDN RJ12 socket unshielded	X	X	X	X											
CAT6a 10GB socket TKM, shielded, for automatic telephone art. no.: 918.035	X	X	X	X											
CAT6a 10GB socket TKM, shielded, with 3.0m cable and RJ45 plug; art. no.: 918.033	X	X	X	X											
CAT6a 10GB socket TKM, shielded, with 5.0m cable and RJ45 plug; art. no.:918.034	X	X	X	X											
Socket cover / blank cover keystone black; art. no.:917.057	X	X	X	X											
RJ45 shutter; art. no.: 930.143	X	X													
OWG-LC duplex keystone; art. no.: 918.071	X	X	X	X											
OWG-SC keystone; art. no.: 918.072	X	X	X	X											
OWG-ST keystone; art. no.: 918.073	X	X	X	X											
OWG-MT-RJ keystone; art. no.: 918.074	X	X	X	X											
TOSLINK keystone; art. no.: 918.045	X	X	X	X											
Tyco Electronics / AMP NETCONNECT*															
AMP TWIST 7 S SL jack; art. no.: PN 0-1711441-1	X	X	X												
AMP TWIST 6S SL jack; art. no.: PN 0-1711160-1	X	X													
AMP TWIST6AS SL jack; art. no.: PN 0-1711592-1	X	X													
ADC KRONE*															
KM8 RJ45 modular keystone shielded; art. no.: PN 6830 1 810-01	X	X	X	X	X	X			X	X	X				
BELDEN*															
Giga Flex keystone	X	X	X	X	X	X			X	X	X				
BTR*															
C6A module 180° jack; art. no.: 130B11-E					X	X									
E-DAT module coupling 8(8) 180° CAT6; art. no.: 1309A0-I					X	X									
UTP module CAT5e T568B; art. no.: 130A08-I, 130A08-I-B1	X	X	X	X	X	X					X				
UAE module CAT5e unshielded; art. no.: 130908-I						X									
UAE module 8(8) CAT6; art. no.: 130909-I, 130909-I-B1						X									
UTP module 8(8) CAT6; art. no.: 130A10-I, 130A10-29-I, 130A10-29-I-B1	X	X	X	X	X	X					X				

* Name and product designation of manufacturer

Manufacturer	917.000	917.001	917.061	917.062	917.038	917.006	917.003	917.002	917.051	917.052	917.053	917.008	917.038	917.007	917.005
COBINET*															
RJ45 socket CobiDat KS IPS 500; art. no.: 6920 1052.1	x	x	x	x											
DAETWYLER*															
Unilan keystone module KU 1/8 Cat.5e unshielded; art. no.: 418 082	x	x	x	x	x	x			x	x					
Keystone module KS-T 5 Cat.5/5e RJ45 shielded; art. no.: 418 055					x	x									
Keystone module KS Cat.6 de-embedded RJ45 shielded; art. no.: 418 050	x	x	x	x	x	x			x	x					
Keystone module KS-TS 6 Cat.6 (Ea) slimline RJ45 shielded; Art. no.: 418 054					x	x									
Module MS 1/8 shielded Cat.6 T568A; art. no.: 185 700	x	x	x	x	x	x			x	x					
RJ45 module MS-K Plus 1/8, Cat.6A (IEC) shielded TIA-A; art. no.: 400 004	x	x	x	x	x	x			x	x					
Module MU 1/8 unshielded Cat.6 T568A; art. no.: 185 750	x	x	x	x											
Keystone module KS-T Cat.6/Ea RJ45 shielded; art. no.: 418 060	x	x	x	x	x	x			x	x					
Unilan module PS-GG45 7A shielded FLEX; art. no.: 400 103					x	x									
Module PS-GG45 7A shielded; art. no.: 400 102															
RJ45 feedthrough coupling MS Cat.6 180 degrees; art. no.: 417 446						x									
RJ45 feedthrough coupling MS Cat.6 90 degrees; art. no.: 417 445	x	x	x	x											
EFB ECOLAN*															
Cat.5e RJ45 keystone jack UTP, snap-in, with LSA strip; art. no.: E-20050	x	x	x	x											
Cat.5e RJ45 keystone jack STP, snap-in, with LSA strip; art. no.: E-20051	x	x	x	x											
Cat.6 RJ45 module STP, de-embedded; art. no.:E-20060	x	x	x	x											
Cat.6 RJ45 module UTP, snap-in, with LSA strip; art. no.:E-20061	x	x	x	x											
Cat.6 modular adapter STP snap-in, metal art. no.:37486.1	x	x	x	x											
Modular adapter Cat.6 UTP snap-in, RJ45 socket/socket; art. no.:37488.1	x	x	x	x											
RJ45 adapter snap-in socket/socket shielded; art. no.: 37508.2	x	x	x	x											
3M*															
Volition RJ45 Cat6A connection module; art. no.: VOLOCK6ASN8	x	x													
GIGAMEDIA*															
RJ45 CAT6 UTP / STP	x	x	x	x											
RJ45 CAT6 contacts 110UTP / STP	x	x	x	x											
RJ45 CAT5e UTP / STP	x	x	x	x											

* Name and product designation of manufacturer

Manufacturer	917.000	917.001	917.061	917.062	917.038	917.006	917.003	917.002	917.051	917.052	917.053	917.008	917.038	917.007	917.005				
KERPEN*																			
Keystone socket cat.6A; art. no.: LKD9ZQ010000000					x	x	x	x	x	x			x	x	x				
MegaLine Connect45 socket module cat.6A (VarioKeystone) shielded; art. no.: LKD9A5020100000										x									
Variokeystone socket module 4K7 cat.7; art. no.:LKD9A4600610000								x	x										
Variokeystone socket module RJ45 cat.6A (ISO/IEC); art. no.: LKD9A4601280000										x									
MegaLine Connect100 socket module RJ45 cat.6A; art. no.: LKD9A9020100000								x	x										
MegaLine Connect100 socket module 8C7A; art. no.: LKD9A9020200000								x	x										
MegaLine Connect100 socket module 4K7A; art. no.: LKD9A9020300000								x	x										
MegaLine Connect45 socket module keystone cat. 6A (ISO/IEC); art. no.: LKD9A5010100000					x	x	x	x											
MC45 socket module keystone CAT.6 (ISO/IEC) ; art. no.:LKD9A501060000					x	x	x	x											
NEXANS* (requires additional keystone clip to fit)																			
LANmark-5 snap-in EVO													x	x					
LANmark-6 EVO RJ45 snap-in													x	x					
LANmark-6 10G snap-in													x	x					
LANmark-7 GG45 snap-in													x	x					
LANmark EVO cat. 5; art. no.: N420.555, N420.556 - with keystone clip N429.627													x	x					
LANmark EVO cat. 6; art. no.: N420.666, N420.667 - with keystone clip N429.627													x	x					
LANmark EVO cat. 6 10G; art. no.: N420.666G, N420.667G - with keystone clip N429.627													x	x					
LANmark EVO cat.6A; art. no.: N420.66A, N420.67A - with keystone clip N429.627													x	x					
LANmark GG45 cat. 7; art. no.: N420.730, N420.731 - with keystone clip N429.620													x	x					
LANmark GG45 cat.7A; art. no.: N420.735, N420.736 - with keystone clip N429.620													x	x					
Panduit*																			
Mini-com mini-jack Cat3 module; art. no.: CJ64BLY																			x
Mini-com TX-5e 28/30 AWG jack module; art. no.: CJT5E88TGBL																			x
Mini-com TX6 plus 28/30 AWG jack module; art. no.: CJT688TGBL																			x

* Name and product designation of manufacturer

Manufacturer	917.000	917.001	917.061	917.062	917.038	917.006	917.003	917.002	917.051	917.052	917.053	917.008	917.038	917.007	917.005
Reichle de Masari*															
CAT6 module RJ45 with mounting plate; art. no.: R302372 / R302373 / R313064													x		
Cat6A module RJ45 (can be fitted with keystone clip); art. no.: R509509 / R509508	x	x	x	x											
Cat6A module RJ45 keystone; art. no.: R509509 / R509508	x	x	x	x											
CAT6A module RJ45 with mounting plate; art. no.: R509504 / R509500													x		
CAT6A module RJ45 snap-in; art. no.: R511999 / R509502 / R511998 / R509506	x	x	x	x											
RUTENBECK*															
UM Cat.6A iso A; art. no.: 13900304	x	x	x	x											
SETEC*															
SeSix eXtra Cat 6A keystone jack (XAKJ) shielded; art. no.: 501415	x	x	x	x	x	x			x	x					
SeSix eXtra Cat 6A keystone jack (XAKJ) shielded; art. no.: 501414	x	x	x	x	x	x			x	x					
TELEGÄRTNER*															
AMJ module K Cat6A; art. no.: J00029K0036	x	x	x	x											
AMJ coupler K Cat6; art. no.: J00029A0061	x	x	x	x											
AMJ coupler K Cat.5e F-F isolated; art. no.: J00029K0052	x	x	x	x											
TKM*															
RJ-MOD-Cat.6; art. no.: 4677682	x	x	x	x											
Modular plug-in connector GG45; art. no.: 4677701	x	x	x	x											

* Name and product designation of manufacturer

Video and audio technology

See the glossary for detailed information on use/application

Front Rear




Custom module 1 x VGA + miniature jack **Black**

- | | |
|----------|---|
| Art. no. | Version |
| 917.045 | <ul style="list-style-type: none"> · Front: VGA socket and 3.5 mm stereo miniature jack · Rear: VGA socket and 3.5 mm stereo miniature jack with approx. 0.1 m cable · Requires approx. 70 mm installation depth |



Custom module 1 x VGA + miniature jack **Black**

- | | |
|----------|---|
| Art. no. | Version |
| 917.071 | <ul style="list-style-type: none"> · Front: VGA socket and 3.5 mm stereo miniature jack · Rear: 10-pole screw terminal (RGBHV) and 3-pole (audio stereo) · Requires approx. 50 mm installation depth |



Custom module 1 x VGA + miniature jack **White**

- | | |
|----------|---|
| Art. no. | Version |
| 917.160 | <ul style="list-style-type: none"> · Front: VGA socket and 3.5 mm stereo miniature jack · Rear: 10-pole screw terminal (RGBHV) and 3-pole (audio stereo) · Requires approx. 50 mm installation depth |



Custom module 1 x VGA + miniature jack **Black**

- | | |
|----------|---|
| Art. no. | Version |
| 917.073 | <ul style="list-style-type: none"> · Front: VGA socket and 3.5 mm stereo miniature jack · Rear: 5 x BNC socket with approx. 0.3 m cable (RGBHV) and 3-pole screw terminal (audio stereo) · Requires approx. 50 mm installation depth |



Custom module 1 x VGA + miniature jack **Black**

- | | |
|----------|---|
| Art. no. | Version |
| 917.150 | <ul style="list-style-type: none"> · Front: VGA socket and 3.5 mm stereo miniature jack · Rear: VGA socket and 3.5 mm stereo miniature jack with approx. 0.2 m cable · Requires approx. 50 mm installation depth |




Custom module 1 x VGA + miniature jack and button for MediaNet switch **Black**

- | | |
|----------|---|
| Art. no. | Version |
| 917.134 | <ul style="list-style-type: none"> · Front: VGA socket and 3.5 mm stereo miniature jack + button, lights up blue · Rear: VGA socket and 3.5 mm stereo miniature jack with approx. 0.1 m cable + RJ12 socket for button · Requires approx. 70 mm installation depth |




All modules are supplied with 2 Torx T6 screws. For suitable cables see the Accessories section

Art. no.	Version	
Custom module 1 x VGA + miniature jack and button for MediaNet switch Black		
917.074	<ul style="list-style-type: none"> · Front: VGA socket and 3.5 mm stereo miniature jack + button, lights up blue · Rear: 10-pole screw terminal (RGBHV) and 3-pole (audio stereo) + micro clamp terminal (button) 	
	<ul style="list-style-type: none"> · Requires approx. 50 mm installation depth 	
Custom module 1 x VGA + miniature jack and button for MediaNet switch Black		
917.077	<ul style="list-style-type: none"> · Front: VGA socket and 3.5 mm stereo miniature jack + button, lights up blue · Rear: 5 x BNC socket with approx. 0.3 m cable (RGBHV) and 3-pole screw terminal (audio stereo) + micro clamp terminal (button) 	
	<ul style="list-style-type: none"> · Requires approx. 50 mm installation depth 	
Custom module 1 x VGA Black		
917.011	<ul style="list-style-type: none"> · Front: VGA socket · Rear: VGA socket 	
	<ul style="list-style-type: none"> · Requires approx. 70 mm installation depth 	
Custom module 1 x VGA Black		
917.069	<ul style="list-style-type: none"> · Front: VGA socket · Rear: 10-pole screw terminal (RGBHV) 	
	<ul style="list-style-type: none"> · Requires approx. 50 mm installation depth 	
Custom module 1 x VGA Black		
917.070	<ul style="list-style-type: none"> · Front: VGA socket · Rear: 5 x BNC socket with approx. 0.3 m cable (RGBHV) 	
	<ul style="list-style-type: none"> · Requires approx. 35 mm installation depth 	
Custom module 1 x VGA Black		
917.072	<ul style="list-style-type: none"> · Front: VGA plug · Rear: 10-pole screw terminal (RGBHV) 	
	<ul style="list-style-type: none"> · Requires approx. 50 mm installation depth 	



Video and audio technology

See the glossary for detailed information on use/application



Art. no. | Version

Custom module 1 x DVI-I + miniature jack **Black**

- 917.021
- Front: DVI-I socket and 3.5 mm stereo miniature jack
 - Rear: DVI-I socket and 2 x cinch audio stereo (red + white) with approx. 0.1 m cable
 - Requires approx. 75 mm installation depth



Custom module 1 x DVI-I **Black**

- 917.078
- Front: DVI-I socket
 - Rear: DVI-I socket with approx. 0.1 m cable
 - Requires approx. 75 mm installation depth




Keystone module 1 x HDMI **Black**

- 918.040
- Front: HDMI socket
 - Rear: HDMI socket without cable
 - Fits into keystone frame 917.000 or 917.001
 - Requires approx. 85 mm installation depth



Custom module 1 x HDMI **Black**

- 917.143
- Front: HDMI socket
 - Rear: Screw terminal 2 x 9-pole (HDMI)
 - Requires approx. 40 mm installation depth



Custom module 1 x HDMI **White**

- 917.183
- Front: HDMI socket
 - Rear: Screw terminal 2 x 9-pole (HDMI)
 - Requires approx. 40 mm installation depth



Custom module 1 x display port **Black**

- 917.145
- Front: Display port socket
 - Rear: Display port socket without cable
 - Requires approx. 70 mm installation depth


Video and audio technology

See the glossary for detailed information on use/application

Art. no.	Version		Front	Rear
Custom module 1 x cinch video + 2 x cinch audio stereo Black				
917.026	<ul style="list-style-type: none"> • Front: Cinch video (yellow) + 2 x cinch audio stereo (red + white) socket • Rear: Cinch video + 2 x cinch socket without cable 			
Custom module 1 x cinch video + 2 x cinch audio stereo Black				
917.085	<ul style="list-style-type: none"> • Front: Cinch video (yellow) + 2 x cinch audio stereo (red + white) socket • Rear: Screw terminal 2-pole (video) + 3-pole (audio stereo) • Requires approx. 50 mm installation depth 			
Custom module 1 x cinch video + 2 x cinch audio stereo White				
917.161	<ul style="list-style-type: none"> • Front: Cinch video (yellow) + 2 x cinch audio stereo (red + white) socket • Rear: Screw terminal 2-pole (video) + 3-pole (audio stereo) • Requires approx. 50 mm installation depth 			
Custom module 1 x BNC video + 2 x cinch audio stereo Black				
917.027	<ul style="list-style-type: none"> • Front: BNC video (yellow) + 2 x cinch audio stereo (red + white) socket • Rear: BNC video + 2 x cinch socket without cable 			
Custom module 1 x S-video + 2 x cinch audio stereo Black				
917.028	<ul style="list-style-type: none"> • Front: S-video (S-VHS) + 2 x cinch audio stereo (red + white) socket • Rear: S-video socket + 2 x cinch socket without cable 			
Custom module 1 x S-video + 2 x cinch audio stereo Black				
917.081	<ul style="list-style-type: none"> • Front: S-video + 2 x cinch audio stereo (red + white) socket • Rear: Screw terminal 4-pole (S-video) + 3-pole (audio stereo) • Requires approx. 30 mm installation depth 			
Custom module 1 x S-video + 2 x cinch audio stereo White				
917.162	<ul style="list-style-type: none"> • Front: S-video + 2 x cinch audio stereo (red + white) socket • Rear: Screw terminal 4-pole (S-video) + 3-pole (audio stereo) • Requires approx. 30 mm installation depth 			

Video and audio technology

See the glossary for detailed information on use/application



Art. no.	Version	
Custom module 1 x S-video + cinch video		
917.035		Black

- Front: S-video + cinch video (yellow) socket
- Rear: S-video + cinch video socket without cable



Custom module 1 x S-video + cinch video		
917.083		Black

- Front: S-video + cinch video (yellow) socket
- Rear: Screw terminal 4-pole (S-video) + approx. 0.3 m cable with 2 x BNC
- Requires approx. 30 mm installation depth



Custom module 1 x cinch audio RGB		
917.088		Black

- Front: Cinch video RGB socket (red / green / blue)
- Rear: screw terminal 6-pole
- Requires approx. 30 mm installation depth



Custom module 1 x cinch video RGB		
917.090		Black

- Front: Cinch video RGB socket (red / green / blue)
- Rear: Cinch video RGB socket (red / green / blue)
- Requires approx. 65 mm installation depth




Custom module 1 x SAT/TV/radio		
917.030		Black

- Front: F-plug connector (sat) and 2 x coax (TV + radio)
- Rear: F-plug connector (sat) and 2 x coax (TV + radio)
- Requires approx. 50 mm installation depth



Custom module 1 x SAT/TV/radio		
917.117		Black

- Front: 2 x coax (TV + radio)
- Rear: 2 x coax (TV + radio)
- Requires approx. 50 mm installation depth



Custom module 1 x cinch audio stereo		
917.022		Black

- Front: Cinch audio stereo socket (red + white)
- Rear: Cinch audio stereo (red + white) socket without cable
- Requires approx. 55 mm installation depth


Video and audio technology

See the glossary for detailed information on use/application

Art. no.	Version		Front	Rear
Custom module 1 x cinch audio stereo Black				
917.089	<ul style="list-style-type: none"> · Front: Cinch audio stereo socket (red + white) · Rear: 3-pole screw terminal (audio stereo) · Requires approx. 35 mm installation depth 			
Custom module 1 x cinch audio stereo White				
917.163	<ul style="list-style-type: none"> · Front: Cinch audio stereo socket (red + white) · Rear: 3-pole screw terminal (audio stereo) · Requires approx. 35 mm installation depth 			
Custom module 1 x 3.5 mm miniature jack Black				
917.023	<ul style="list-style-type: none"> · Front: 3.5 mm audio stereo miniature jack socket · Rear: Cinch audio stereo socket (red + white) · Requires approx. 65 mm installation depth 			
Keystone module 1 x 3.5 mm miniature jack Black				
917.157	<ul style="list-style-type: none"> · Front: 3.5 mm audio stereo miniature jack socket · Rear: Miniature jack socket with approx. 0.1 m cable · Fits into keystone frame 917.000 or 917.001 · Requires approx. 65 mm installation depth 			
Custom module 1 x 3.5 mm miniature jack Black				
917.091	<ul style="list-style-type: none"> · Front: 3.5 mm audio stereo miniature jack socket · Rear: 3-pole screw terminal (audio stereo) · Requires approx. 35 mm installation depth 			
Custom module 1 x 3.5 mm miniature jack White				
917.164	<ul style="list-style-type: none"> · Front: 3.5 mm audio stereo miniature jack socket · Rear: 3-pole screw terminal (audio stereo) · Requires approx. 35 mm installation depth 			
Custom module 1 x 6.3 mm audio stereo jack Black				
917.036	<ul style="list-style-type: none"> · Front: 6.3 mm audio stereo jack socket · Rear: 6.3 mm audio stereo jack socket with approx. 0.1 m cable · Requires approx. 65 mm installation depth 			

Video and audio technology

See the glossary for detailed information on use/application



Art. no.	Version	
Custom module 1 x XLR microphone 3-pole Black		
917.024	<ul style="list-style-type: none"> · Front: XLR 3-pole microphone socket · Rear: XLR 3-pole plug with approx. 0.1 m cable 	<ul style="list-style-type: none"> · Requires approx. 65 mm installation depth



Custom module 1 x XLR 3-pole socket Black		
917.096	<ul style="list-style-type: none"> · Front: XLR 3-pole socket · Rear: Screw terminal 3-pole 	<ul style="list-style-type: none"> · Requires approx. 40 mm installation depth



Custom module 1 x XLR 3-pole socket White		
917.165	<ul style="list-style-type: none"> · Front: XLR 3-pole socket · Rear: Screw terminal 3-pole 	<ul style="list-style-type: none"> · Requires approx. 40 mm installation depth



Custom module 1 x XLR 4-pole socket Black		
917.099	<ul style="list-style-type: none"> · Front: XLR 4-pole socket · Rear: Screw terminal 4-pole 	<ul style="list-style-type: none"> · Requires approx. 40 mm installation depth



Custom module 1 x XLR 5-pole socket Black		
917.101	<ul style="list-style-type: none"> · Front: XLR 5-pole socket · Rear: Screw terminal 5-pole 	<ul style="list-style-type: none"> · Requires approx. 40 mm installation depth



Custom module 1 x XLR 3-pole plug Black		
917.095	<ul style="list-style-type: none"> · Front: XLR 3-pole plug · Rear: Screw terminal 3-pole 	<ul style="list-style-type: none"> · Requires approx. 40 mm installation depth



Custom module 1 x XLR 4-pole plug Black		
917.098	<ul style="list-style-type: none"> · Front: XLR 4-pole plug · Rear: Screw terminal 4-pole 	<ul style="list-style-type: none"> · Requires approx. 40 mm installation depth

Video and audio technology

See the glossary for detailed information on use/application

Art. no.	Version		Front	Rear
Custom module 1 x XLR 5-pole plug Black				
917.100	<ul style="list-style-type: none"> · Front: XLR 5-pole plug · Rear: Screw terminal 5-pole · Requires approx. 40 mm installation depth 			
Custom module Combo series 1 x XLR 3-pole socket + 1 x 6.3 mm jack socket Black				
917.094	<ul style="list-style-type: none"> · Front: XLR 3-pole socket. + 6.3 mm audio stereo jack socket · Rear: Screw terminal 2 x 3-pole · Requires approx. 40 mm installation depth 			
Custom module 1x 2-pole loudspeaker connection + 6.3 mm stereo jack Black				
917.102	<ul style="list-style-type: none"> · Front: Speakon 2-pole socket + 6.3 mm audio stereo jack · Rear: Screw terminal 2-pole + 3-pole · Requires approx. 50 mm installation depth 			
Custom module 1 x 4-pole loudspeaker connection Black				
917.110	<ul style="list-style-type: none"> · Front: Speakon 4-pole socket · Rear: Screw terminal 4-pole · Requires approx. 40 mm installation depth 			
Custom module 1 x loudspeaker connection Black				
917.114	<ul style="list-style-type: none"> · Front: Loudspeaker connection (red + white) · Rear: Screw terminal 2-pole · Requires approx. 30 mm installation depth 			

Custom modules

USB 3.0 keystone modules

Art. no.	Version	
Keystone module USB 3.0 A/B USB Black		
917.400	<ul style="list-style-type: none"> · Front: USB A socket / rear: USB B socket · Fits into keystone frame 917.000 or 917.001 · Requires approx. 85 mm installation depth 	
Keystone module USB 3.0 B/A Black		
917.401	<ul style="list-style-type: none"> · Front: USB B socket / rear: USB A socket · Fits into keystone frame 917.000 or 917.001 · Requires approx. 85 mm installation depth 	
Keystone module USB 3.0 A/A (straight through) Black		
917.120	<ul style="list-style-type: none"> · Front: USB socket A / rear: USB socket A · Fits into keystone frame 917.000 or 917.001 · Requires approx. 85 mm installation depth 	

Data transmission

See the glossary for detailed information on use/application

Art. no. | Version

Custom module 2 x USB 2.0 A / A **Black**

- 917.141 | · Front: 2 x USB A socket
 · Rear: Screw terminal 2 x 4-pole
 · Requires approx. 40 mm installation depth



Custom module 2 x USB 2.0 A / A **White**

- 917.182 | · Front: 2 x USB A socket
 · Rear: Screw terminal 2 x 4-pole
 · Requires approx. 40 mm installation depth



Custom module 1 x USB 2.0 A / B **Black**

- 917.018 | · Front: USB A socket
 · Rear: USB B socket
 · Requires approx. 85 mm installation depth



Custom module 1 x USB 2.0 B / A **Black**

- 917.019 | · Front: USB B socket
 · Rear: USB A socket
 · Requires approx. 85 mm installation depth




Custom module 1 x FireWire **Black**

- 917.037 | · Front: FireWire 6-pole socket
 · Rear: FireWire 6-pole socket
 · Requires approx. 85 mm installation depth



Custom module RS232 socket **Black**

- 917.075 | · Front: RS232 sub-D 9-pole socket
 · Rear: Screw terminal 9-pole
 · Requires approx. 40 mm installation depth







Custom module RS232 plug **Black**

- 917.076 | · Front: RS232 sub-D 9-pole plug
 · Rear: Screw terminal 9-pole
 · Requires approx. 40 mm installation depth





Data transmission

See the glossary for detailed information on use/application


Art. no.	Version	
Custom module 1 x RS232 socket Black		
917.012	<ul style="list-style-type: none"> • Front: RS232 sub-D 9-pole socket • Rear: RS232 sub-D 9-pole socket 	
● ● ●	<ul style="list-style-type: none"> • Requires approx. 70 mm installation depth 	
Custom module 1 x RS232 crossover socket Black		
917.116	<ul style="list-style-type: none"> • Front: RS232 sub-D 9-pole socket • Rear: RS232 sub-D 9-pin crossover plug (crossed) 	
● ● ●	<ul style="list-style-type: none"> • Requires approx. 70 mm installation depth 	
Custom module PS2 mouse + keyboard black		
917.031	<ul style="list-style-type: none"> • Front: 2 x MiniDIN 6-pole socket (mouse - mint green; keyboard - purple) • Rear: 2 x MiniDIN 6-pole socket (mouse - mint green; keyboard - purple) 	
● ● ● ●	<ul style="list-style-type: none"> • Requires approx. 50 mm installation depth 	
Pull-out cable for USB port, data cable can be extended to a length of approx. 500 mm		
917.300	<ul style="list-style-type: none"> • Front: USB A 2.0 plug; rear: USB A 2.0 socket • Fixed cable on rear with length of approx. 150 mm 	
Pull-out cable for network port, data cable can be extended to a length of approx. 700 mm		
917.301	<ul style="list-style-type: none"> • Front and rear: RJ45 plug CAT3 • Fixed cable on rear with length of approx. 150 mm 	
Pull-out cable for mobile devices, data cable can be extended to a length of approx. 480 mm		
917.302	<ul style="list-style-type: none"> • Front with 3 in 1 plug: Apple® 30PIN plug, micro USB 2.0A plug, Mini USB 2.0A plug; rear: USB A 2.0 socket • Fixed cable on rear with length of approx. 150 mm 	

Power transmission

Art. no.	Version	
Custom module Power Con blue (power input) Black		
917.112	<ul style="list-style-type: none"> • Front: Power Con socket, blue • Rear: Screw terminal, including 2 crimp sleeves and cover cap 	
● ● ● ●	<ul style="list-style-type: none"> • Requires approx. 40 mm installation depth 	
Custom module Power Con grey (power output) Black		
917.113	<ul style="list-style-type: none"> • Front: Power Con socket, grey • Rear: Screw terminal, including 2 crimp sleeves and cover cap 	
● ● ● ●	<ul style="list-style-type: none"> • Requires approx. 40 mm installation depth 	

Control

See the glossary for detailed information on use/application



Art. no.	Version	
Custom module with stainless steel button Black		
917.046	<ul style="list-style-type: none"> · Front: Stainless steel button · Switching capacity: 50 mA/24 V/DC · Rear: Solder pins 2-pole 	<ul style="list-style-type: none"> · Requires approx. 30 mm installation depth



Custom module with stainless steel button, lights up blue Black		
917.047	<ul style="list-style-type: none"> · Front: Stainless steel button, lights up blue (ring illuminated) · Switching capacity: 50 mA/24 V/DC · Rear: Solder pins 4-pole 	<ul style="list-style-type: none"> · Requires approx. 30 mm installation depth




Custom module with automatic switchoff button Black		
917.060	<ul style="list-style-type: none"> · Front: Button, black; · Rear: Plug-in connector GST15i2 with approx. 1.0 m cable (suitable for power strips) with automatic switchoff device, e.g. STEP switch off device 906.005 	<ul style="list-style-type: none"> · Requires approx. 40 mm installation depth



Custom module with button Black		
917.152	<ul style="list-style-type: none"> · Front: On/off switch · Rear: approx. 1.0 m 3G 1.0 mm² cable with end sleeves (labelled) 	<ul style="list-style-type: none"> · Requires approx. 60 mm installation depth



Custom module with switch (to control external devices) Black		
917.135	<ul style="list-style-type: none"> · Front: 2-pole rocker switch, green · Rear: approx. 1.0 m H05VV-F 4G 1.50 mm² cable with end sleeves (labelled) 	<ul style="list-style-type: none"> · Requires approx. 60 mm installation depth



Custom module with 4-key keypad for media control unit Black		
917.193	<ul style="list-style-type: none"> · 4-way universal pushbutton module · for connecting to all controller programmable buttons, illuminated blue · incl. various inserts with pictograms 	



Custom module with 4-key keypads for KNX application Black		
917.056	<ul style="list-style-type: none"> · Front: 4 buttons, white, light up blue, with various pictograms for labelling · programmable on KNX installations; with integrated bus coupler; · Power supply: 30V DC system voltage via bus push-in terminal; · Rear: Bus push-in terminal, 2-pole 	<ul style="list-style-type: none"> · Requires approx. 35 mm installation depth



Custom module with 4-key keypad for EnOcean application Black		
917.093	<ul style="list-style-type: none"> · Front: 4 buttons, white, light up blue, with various pictograms for labelling · programmable on EnOcean application; with built-in radio module, battery buffered; 	<ul style="list-style-type: none"> · Requires approx. 35 mm installation depth

Accessories

See the glossary for detailed information on use/application

Art. no.	Version	
Custom module blank cover with screw dome Black		
917.010	<ul style="list-style-type: none"> · Blank cover as placeholder or for you to mount your own connector · Screw domes on rear of module for fastening · e.g. boards or blank holders · Material: Plastic, black, thickness 1.8 mm 	
Custom module blank cover with screw dome White		
917.167	<ul style="list-style-type: none"> · Blank cover as placeholder or for you to mount your own connector · Screw domes on rear of module for fastening · e.g. boards or blank holders · Material: Plastic, white, thickness 1.8 mm 	
Torx T6 screws for custom modules in Facility power strips Black		
917.041	<ul style="list-style-type: none"> · Designed for 10 screwing cycles; contents: 10 items, black 	
Torx T6 screws for custom modules in electrical installations (mounting plate) and 19" panels Black		
917.111	<ul style="list-style-type: none"> · Designed for 10 screwing cycles; contents: 10 items, black 	
Torx T6 screwdriver Black		
917.040	<ul style="list-style-type: none"> · Torx T6 screwdriver to fit the screws on the custom modules 	



Media technology

Bachmann media technology systems provide a flexible and elegant solution for custom media management in conference and training rooms. From simply switching between image and audio signals to a complete central control of all media, this solution can be tailored to the needs of every user.

With its state-of-the-art components, plus all connecting systems, Bachmann media technology systems offer all that is required for any application. Thanks to its modular construction and intelligent cabling, the system can be quickly installed or adapted to specific requirements.



The flexibility of Bachmann complete solutions is complemented by their elegance. Regardless of how complex the Bachmann media technology system configuration is, it can be quickly and easily integrated into the Bachmann FACILITY SOLUTIONS.

The benefits at a glance

- Simple plug-and-play principle
- Electronics already integrated in the connection panel
- Available for most Bachmann FACILITY SOLUTIONS
- Pre-fitted cabling
- Extension of image, sound and network signals
- Simple, decentralised signal switching
- Compact and space-saving unit

Media Express –

Plug-and-play for simplicity and efficiency.



Ease of integration

Media Express is the solution for simple switching between image and audio signals. This system is already integrated in the connection panels of the Bachmann Facility product ranges. In addition to switching between signals, it gives a network connection to each user.

With Media Express the individual connection panels are linked in a series known as a 'daisy chain'. This chain requires only one cable set with 3 connections. Connections are inserted into the connection panels on a plug-and-play basis. No programming of the units is necessary and the sequence of the connection units can be freely selected. The system is self-initialising and can be used immediately.

Flexible switching

The signal-switching function enables image and audio signals to be sent from the connection panel to a projector or monitor screen. Authorisation to transmit the user's image and audio signal is activated by means of a dedicated button. An LED on the button indicates activation.

For image transmission the common 15-pin VGA sub-D system is provided on the front of the connection panel. This allows laptops to be connected easily using VGA connector cables. A special practical benefit is that no additional signal booster is necessary, as this is integrated into the feeder box. This ensures problem-free image transmission (so long as the maximum number of users and cable length are not exceeded). The system can be built with a single infeed.

Up to 6 connection panels can be linked via connector cables. No central switching box is required. Projectors or monitors can be connected directly to the feeder box.

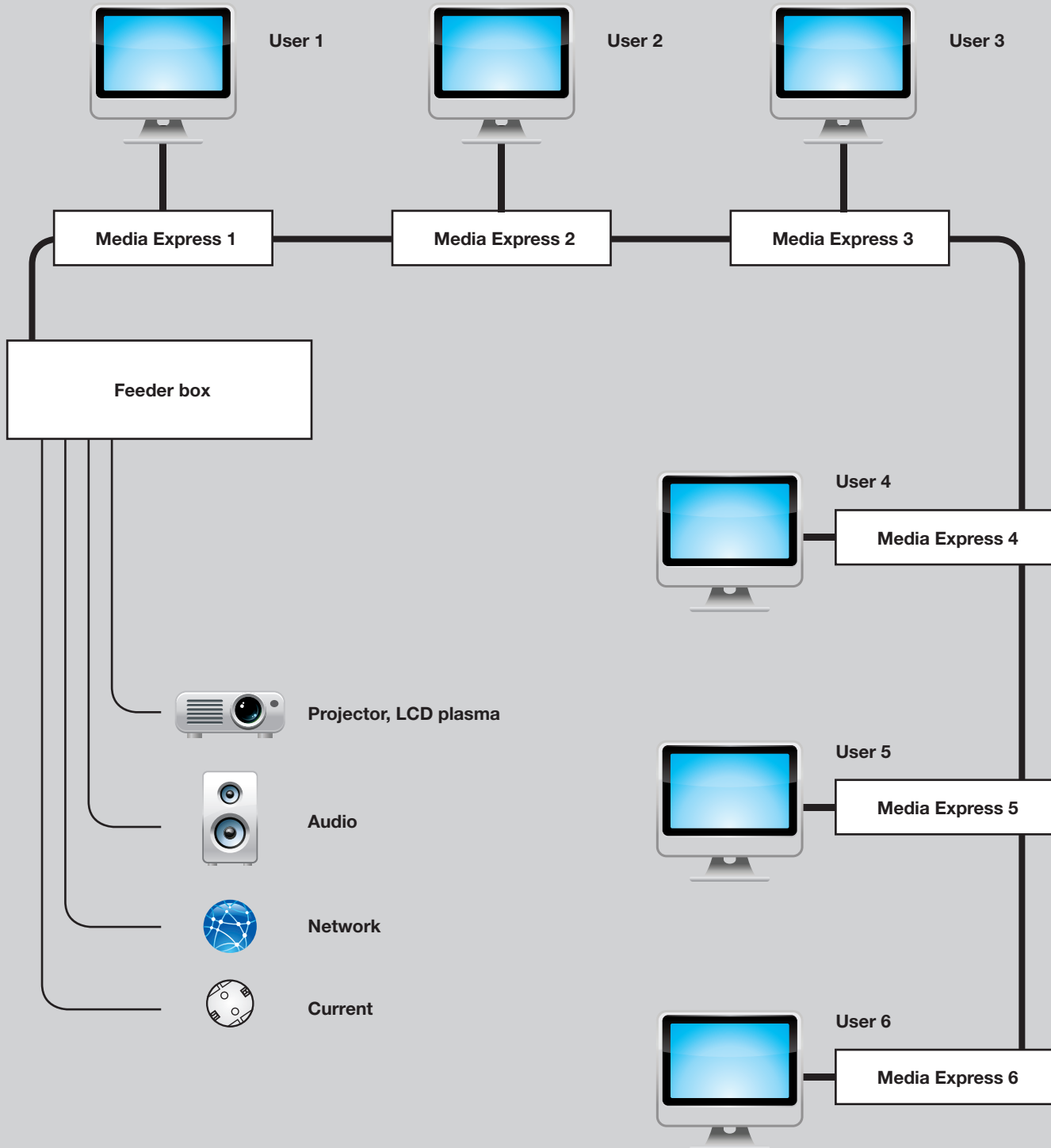
Simplicity of linking

Connection to the network requires only one access point (via the feeder cable). Two RJ45 LAN ports with signal boosting on each connection panel allow laptops to be connected. Thus the network is linked from one user to the next via the connector cable. The built-in network switch is designed for 10/100 Mbit and is sufficient, depending on the specific installation, for up to six participants.

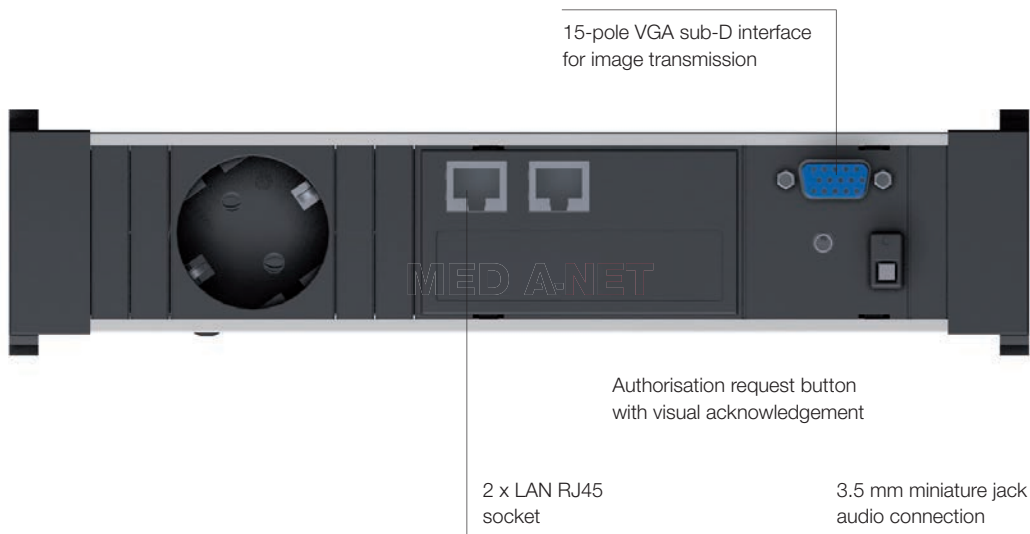
Feeder box

The system structure requires the use of a feeder box. This box provides the link between the connection panels and the output devices (projector, audio, network etc.).

Configuration information and lists of applications are available at
www.bachmann.com.



Overview of Media Express connections



Media Express technical data:

Video/audio:

- Hardware detect/automatic detection
- Input signal:
 - 0.7 Vss/75 ohm RGB, 5VH&V-Sync, 1.8 Vss audio, 24 bit/96 kHz
 - 15-pin VGA sub-D plug
- Output signal:
 - 0.7 Vss/75 ohm RGB, 5VH&V-Sync, 3.5 Vss audio, 24 bit/96 kHz
 - 26-pin sub-D socket
- Video bandwidth: (+/- 3dB) 300 MHz
- Resolution max: 1600 x 1024
- Transmission distance: 20 x MediaNet Express module/cable length: max. 50 m in total
- Audio: Stereo L/R

Connections:

- 1 x VGA sub-D 15-pole
- 1 x 3.5 mm miniature jack stereo audio connection
- 2 x LAN RJ45 socket
- Sockets as per connection unit selected

Network:

- 2 x RJ45 port, 10/100 MBit
- CAT5 with LED (speed and active LED)

Power supply unit:

- 2.5A; 18V
- Max. current consumption per connection unit 500 mA

Media Express


The Media Express unit can also be integrated into other FACILITY SOLUTIONS such as POWER FRAME and STEP. Please ask us for the configuration you require.

- Anodised aluminium profile, black socket outlets, rotated 35°
- Media Express
- Power input: GST18i3
- Power output: GST18i3

Art. no. | Version


1 x earthing contact, GST18i3, short (TOP FRAME, CONFERENCE) Length: approx. 260 mm

1 x Media Express

- | | |
|---|--|
|  | <p>903.2000</p> <ul style="list-style-type: none"> · 1 x socket outlet with earthing contact · 1 x Media Express |
|---|--|


C 3 x earthing contact, GST18i3, long (TOP FRAME, CONFERENCE) Length: approx. 444 mm

1 x Media Express, 2 x custom module

- | | |
|---|--|
|  | <p>903.2001</p> <ul style="list-style-type: none"> · 3 x socket outlet with earthing contact · 1 x Media Express · 2 x custom module, empty |
|---|--|


C 2 x earthing contact, GST18i3 (CONI) Length: approx. 356 mm

1 x Media Express, 1 x custom module

- | | |
|--|--|
|  | <p>903.3000</p> <ul style="list-style-type: none"> · 2 x socket outlet with earthing contact · 1 x Media Express · 1 x custom module, empty |
|--|--|

3 x earthing contact, GST18i3 (CONI) Length: approx. 356 mm

1 x Media Express

- | | |
|--|--|
|  | <p>903.3001</p> <ul style="list-style-type: none"> · 3 x socket outlet with earthing contact · 1 x Media Express |
|--|--|

Media Express feeder box

Art. no. | Version

Media Express feeder box

Signal feeder unit for Media Express system

903.400	Distribution of signals: <ul style="list-style-type: none"> · Image (projector), 15-pin VGA sub-D to 26-pin sub-D · Sound (loudspeakers), cinch stereo to 26-pin sub-D · Data (network), RJ45 to RJ45 · Signal authorisation to 26-pin sub-D · RS-232 interface for optional programming
---------	---



Media Express feeder cable

- Feeder cable length 2.0 m
- The cable set is held together in a textile-fibre sleeve

Art. no. | Version

Media Express feeder cable

Feeder cable to feeder box

903.500	<ul style="list-style-type: none"> · 1 x VGA plug 15-pole/sub-D 26-pole socket · 1 x CAT6 patch cable plug/plug, shielded · 1 x power cable for right-angled earthing contact plug and GST18i3 socket
---------	--



Media Express connector cable

- Connecting cable, length 2.0 m
- The cable set is held together in a textile-fibre sleeve

Art. no. | Version

Media Express connector cable

To link one connection unit to another

903.600	<ul style="list-style-type: none"> · 1 x sub-D 26-pole (90° plug / 45° socket) · 1 x CAT6 patch cable plug/plug, shielded · 1 x power cable, Wieland GST18i3 plug and GST18i3 socket
---------	---



Typical order for 4 presentation stations



Quantity	Art. no.	Description
4 x		unit of your choice (903.2000, 903.2001, 903.2000, 903.2001)

Media Express

Quantity	Art. no.	Description
1 x	903.400	Signal feeder unit for Media Express system
1 x	903.500	Feeder cable to feeder box

Feeder cable

Quantity	Art. no.	Description
3 x	903.600	Connecting cable to link one connection unit to another

Connection



Projector

Audio

Network

Current

Configuration information and lists of applications are available at www.bachmann.com.

Facility control modules

Pushbutton modules in the Bachmann custom-module format offer convenient control of light and blinds in open-plan and individual offices and in meeting and conference rooms. The control module is installed within the user's easy reach on the desk connection panel at office workstations or in meeting rooms. Then the lighting and blinds settings can be controlled with ease from the user's seat. The increased convenience lets the user respond to changing environmental situations - and thus save energy.

Facility control modules

The 4-way KNX pushbutton module is designed as a custom module and can be integrated into Bachmann desk connection panels either by the manufacturer or retrospectively. Installation in rack and electrical installations is also possible with the custom module system.

Functions such as switching, dimming, storage of lighting scenes, blind control etc. can be programmed by specialist personnel using the standard ETS software. For this, specialist knowledge and in-depth KNX training is required.

Each button can be custom configured and labelled accordingly (common pictograms are supplied). A blue lamp indicates the activity status.

This pushbutton module can be simply installed by KNX-trained personnel. The appropriate bus coupling is built into the module and can be simply connected to the bus cable by means of clips.



Custom module with 4-key keypad for KNX application


- Front:
 - 4 x button, square, can be labelled, blue backlit, programmable on EIB/KNX installations
- With integral bus coupler and bus terminal (can be labelled with physical address)
- Power supply: 30V DC system voltage via bus terminal
- Use: e.g. as buttons for controlling lighting, blinds etc.



Art. no. | Version

Micro clamp terminals

- | | |
|--|--|
| 917.056

 | <ul style="list-style-type: none"> · Rear: <ul style="list-style-type: none"> · Bus push-in terminals · Requires approx. 35 mm · built-in depth |
|--|--|

EnOcean 4-way pushbutton module

The EnOcean pushbutton module offers wireless control of e.g. lighting, blinds, projector screen etc. Installation is simple: the pushbutton module can be used in Bachmann desk connection panels with custom modules or in wall or trunking installations. The required control signals are transmitted wirelessly to the receiving device. Each button can be separately programmed. EnOcean uses 868 MHz technology, practically eliminating interference.

No cable installation is required for this module. Power is obtained from a built-in battery that will last for up to 1 million switching cycles.

If required the EnOcean pushbutton module can also be linked into the KNX building control system bus.

Custom module with 4-key keypads for EnOcean application



Art. no. | Version

Micro clamp terminals

917.093



- Rear:
- Includes battery
- Requires approx. 35 mm
- built-in depth

- Front:
- 4 x button, square, can be labelled, blue backlit
- Programmable on EnOcean applications
- Power supply: Battery-buffered radio module
- Includes inserter with common pictograms
- Use: e.g. as buttons for controlling lighting, blinds etc.

Custom modules

Art. no. | Version


Custom module VGA, miniature jack and button for media switch

917.134	<ul style="list-style-type: none"> · Custom module to fit in Bachmann connection panels · 1x VGA 15-pole socket/socket · 1 x 3.5 mm miniature jack socket with approx. 0.1 m cable and 3.5 mm miniature jack socket · 1 x button, blue illuminated, with approx. 0.1 m cable and RJ12 for controlling switch · Requires approx. 70 mm installation depth
---------	---



Custom module with 4-key keypad for MediaNet control unit
Can be used in all FACILITY SOLUTIONS

917.193	<ul style="list-style-type: none"> · 4-way universal pushbutton module · for connecting to all controller programmable buttons, illuminated blue · incl. various inserts with pictograms
---------	---



Combi cables

Art. no. | Length | Version

15-pole VGA HD extension cable

1 x VGA		
918.009	1.0 m	High-quality VGA cable to connect:
940.047	3.0 m	· Connection panel to laptop
940.048	5.0 m	· Connection panel to signal booster
		· Signal booster to monitor/TV (optional)
		· End 1: 1 x VGA plug -15 HD
		· End 2: 1 x VGA plug -15 HD

1 x VGA, 1 x miniature jack

918.066	1.0 m	High-quality VGA cable to connect:
918.067	3.0 m	· Connection panel to laptop
918.068	5.0 m	· Connection panel to signal booster
918.069	10.0 m	· Signal booster to monitor/TV (optional)
		· End 1: 1 x VGA plug 15 HD, 1x miniature jack plug 3.5 mm
		· End 2: 1 x VGA plug 15 HD, 1x miniature jack plug 3.5 mm
		· Plug with metal housing and shielding

1 x VGA, 1 x miniature jack, 1 x control signal

903.107	1.0 m	· Professional high-quality VGA cable also with audio and control cable for switching the switch via the button in the
903.108	3.0 m	· Custom module 917.134
903.109	5.0 m	· End 1: 1 x VGA plug 15 HD, 1 x miniature jack plug 3.5 mm;
903.110	10.0 m	· 1 x RJ12 for button
		· End 2: 1 x VGA plug 15 HD, 1 x miniature jack plug 3.5 mm;
		· 1 x RJ12 for button
		· Plug with metal housing and shielding





reddot design award
winner 2011

LanLight[®]

Modular installation offering flexible
supply to office workstations

LanLight[®]
SMART SUPPLY SYSTEM

The benefits at a glance

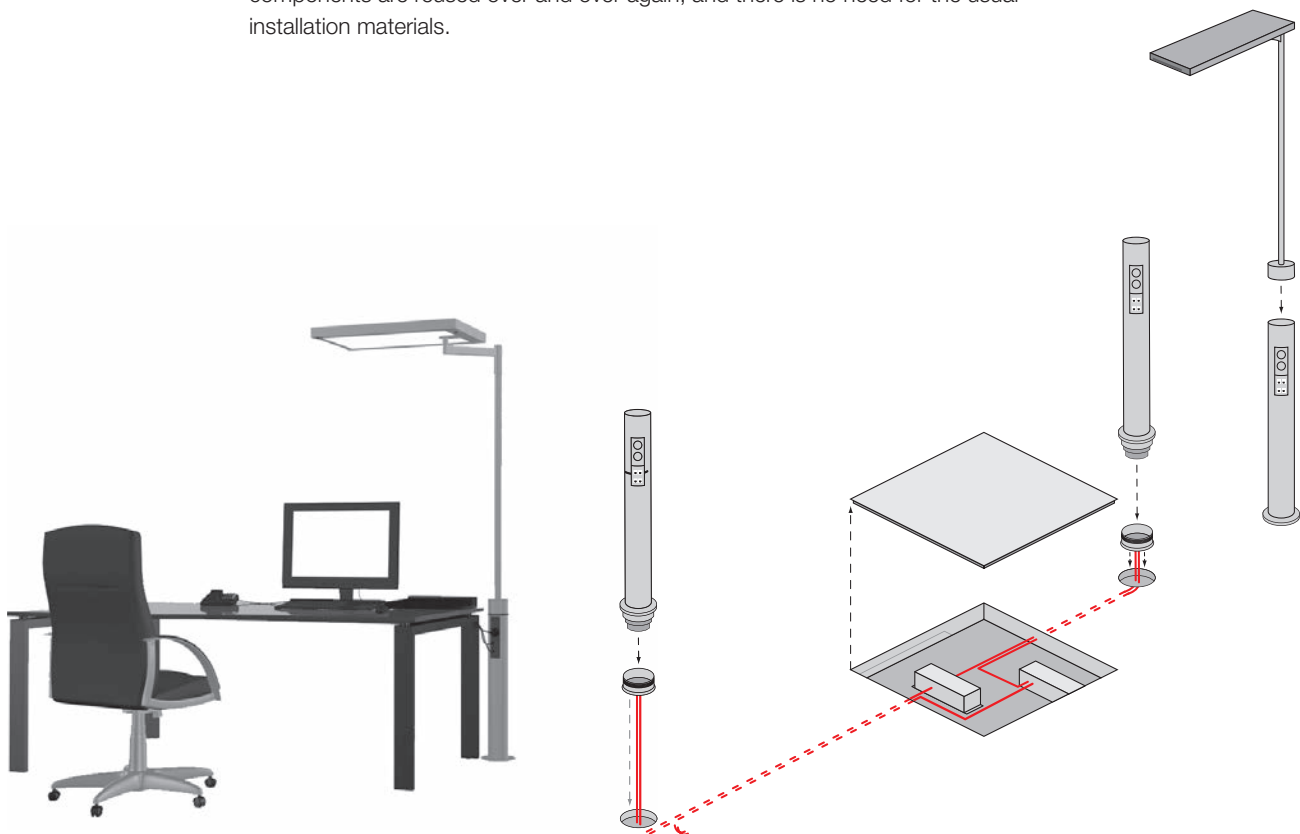
- Delivers exactly what is needed to each workstation
- Provides power, data and media connections and lighting
- Modular and multifunctional - from cable connections from the floor box to mobile power columns (with or without light fittings)
- Attractive, harmonious visual design
- No tangle of cables under the desk
- Provides optimal lighting

LanLight® combines power, network connectivity, connections to media and even lighting in a modular, multifunctional system whose consistently modular construction lets you adapt and use it flexibly in office environments. The system creates order in providing the various connections required at the workplace, and so increases safety. With its clear design language and high quality materials it fits harmoniously and unobtrusively into its surroundings.

The LanLight® basic module can accommodate a variety of module inserts. These include floor box inserts for all media - from socket outlets with earthing contact to HDMI sockets - that are also available fully pre-installed, with tested connecting cables.

A special feature is the new type of self-contacting used in the basic LanLight® module with mobile power column, in which all connections are created by a single plugging action.

LanLight® fits into a hole of only 152 mm diameter. This ease of installation, together with its compact size and the functionality provided by the modular design, mean that installations and devices that use energy only need to be fitted in the places where they are really needed. Thus LanLight® can be installed to meet specific requirements, and is equally easy to remove. Benefit: during restructuring, individual system components are reused over and over again, and there is no need for the usual installation materials.



Used together with consolidation points, LanLight® can deliver power, data, media and lighting to practically any point in the room. The optimum cable length is up to nine metres.

The LanLight® brand belongs to Bierbrauer Hoff Planungsgesellschaft mbH

LanLight® offers ...

- a cable outlet
- a floor box with various inserts for a wide range of applications
- plug-in mobile power columns with 2 power circuits and up to 8 data connections with self-contacting interface (mobile column)
- plug-in power columns with 2 power circuits and up to eight data connections with prepared patch cables
- a plug-in lighting module, one-sided, with lighting head that swivels on two axes
- a plug-in lighting module, double-sided, with swivelling lighting head



Base unit 924.1016
Modular socket

Floor outlet

No insert required

Floor box versions



Connection plate 924.4000
4 x power Wieland GST15i3
8 x keystone mount



Earthing contact connecting unit 924.4002
2 x socket outlet with earthing contact
4 x keystone mount



Media connection plate 924.4003
3 x power Wieland GST15i3
3 x custom media module mount

Basis for patch versions



Patch column mount 924.1041
Cone for patch column

Basis for self-contact system



Connection plate 924.4005
Self-contact system
2 x power for max.
2 x data cable set 924.700



Data cable set 924.700
4 x Terra CAT7 jack, length 6 m

Stage 1

Stage 2



Lift-off cover set 924.1038
for 5 mm or 8 mm floor coverings



Lift-off cover set

Lift-off cover set 924.1018
Stainless steel



Twist-off cover 924.1046
for floor coverings,
with water protection

Patch column 640 mm

924.5002: 2 x earthing contact, 4 x CAT6_a jack including
6 m supply cable

924.5003: 4 x earthing contact, 8 x CAT6_a jack including
6 m supply cable



Mini patch column 924.6000
150 mm, 2 x earthing contact



Twist-off cover 924.1046
for floor coverings, with water
protection



Lift-off cover set 924.1040
for 5 mm / 8 mm
Floor coverings



Lift-off cover set
Self-contact system

Lift-off cover set 924.1039
Stainless steel

Mobile column 640 mm

924.5000: 2 x earthing contact, 4 x CAT6_a 10 Gbit
924.5001: 4 x earthing contact, 8 x CAT6_a 10 Gbit



Lamps are available from our partner
LUDWIG lamps on request

Stage 3

Lamps

Stage 1: LanLight® base unit



Art. no. | Version

Base unit for all LanLight® components

Modular socket

- | | |
|----------|--|
| 924.1016 | <ul style="list-style-type: none"> · Fits into raised and false floors · Fixes in round cut-out with diameter 152 (+1) mm · For floor thicknesses from 25 to 70 mm (min. floor thickness 35 mm for column versions) · Fixed by three clamping claws · Overall height: 97 mm, installation depth: 93 mm, external diameter: 162 mm · Die-cast aluminium |
|----------|--|

Stage 2: LanLight® inserts

Art. no. | Version

8P/4S connection plate with breakout cable and GST18i3 plug


Connection plate for fitting in LanLight® lift-off cover set



- | | |
|----------|---|
| 924.4001 | <ul style="list-style-type: none"> · For connecting up to 4 Wieland GST15i3 sockets (power) and 8 data jacks (keystone) · Rear strain relief for power connections · Disengagement aid for Wieland GST15i3 plugs · 4 x Wieland GST15i3 sockets, fitted, including 0.2 m H05VV-F3G 2.5 mm² supply cable to GST18i3 plug · To connect up to 8 data jacks (keystone) · Rear strain relief for power connections · Coded connecting points (data 1-8, power A-D) · Diameter: 114.8 mm |
|----------|---|

8P/4S connection plate for mains connection by client

Connection plate for fitting in LanLight® lift-off cover set



- | | |
|----------|---|
| 924.4000 | <ul style="list-style-type: none"> · For connecting up to 4 Wieland GST15i3 sockets (power) and 8 data jacks (keystone) · Rear strain relief for power connections · Disengagement aid for Wieland GST15i3 plugs · Coded connecting points (data 1-8, power A-D) · 4 x Wieland GST15i3 sockets · To connect up to 8 data jacks (keystone) · Diameter: 114.8 mm |
|----------|---|

Earthing contact unit 4P/2S with breakout cable and GST18i3 plug

Connection plate for fitting in LanLight® lift-off cover set



- | | |
|----------|---|
| 924.4009 | <ul style="list-style-type: none"> · To connect up to 4 data jacks (keystone) · Rear strain relief for power connections integrated in housing · Coded connections (data 1-4, power A-B) · Incl. 2 x 0.2 m H05VV-F3G 2,5 mm² supply cable to GST18i3 plug · Diameter: 114.8 mm |
|----------|---|

Earth contact unit for 4P/2S connection plate for mains supply by client

Connection plate for fitting in LanLight® lift-off cover set



- | | |
|----------|---|
| 924.4002 | <ul style="list-style-type: none"> · To connect up to two phases to the earthing contact socket outlets · To connect up to 4 data jacks (keystone) · Rear strain relief for power connections integrated in housing · Coded connections (data 1-4, power A-B) · Diameter: 114.8 mm |
|----------|---|

Art. no. | Version

Connection plate for 3 x custom modules and 3 x power with breakout cable and GST18i3 plug



Connection plate for fitting in the LanLight® cover guide

- 924.4004
- Accepts up to 3 Bachmann custom modules
 - 3 x Wieland GST15i3 sockets, fitted,
 - including 0.2 m H05VV-F3G 2.5 mm² supply cable to GST18i3 plug
 - Rear strain relief for power connections
 - Disengagement aid for Wieland GST15i3 plugs
 - Coded connecting points (data 1-3, power A-C)
 - Diameter: 114.8 mm




Media connection plate 3 x custom module and 3 x power for mains connection by client



Connection plate for fitting in LanLight® lift-off cover set

- 924.4003
- For connecting up to 3 Wieland GST15i3 sockets (power)
 - and 3 Bachmann custom modules
 - Rear strain relief for power connections
 - 3 x Wieland GST15i3 sockets
 - Disengagement aid for Wieland GST15i3 plugs
 - Coded connecting points (data 1-3, power A-C)
 - Diameter: 114.8 mm



Cone as tower holder

Cone as column holder

- 924.1041
- Used to directly mount the LanLight® columns
 - For 924.5002, 924.5003 and 924.6000




Lift-off cap variants

Art. no. | Version

**Lift-off cap set with stainless steel inlay**

Lift-off cap set to fit in the modular installation box

- 924.1018
- Two positions: Open during use / closed when not in use
 - With catch mechanism when open
 - With dust protection as cable bushing
 - With labelling card for connections
 - With stainless steel inlay
 - Inlay diameter: internal 49 mm, external 142 mm
 - Lift-off cap diameter 146.4 mm, cap guide diameter 128.8 mm

**Lift-off cap set 5 mm / 8 mm**

Lift-off cap set to fit in the modular installation box

- 924.1038
- Two positions: Open during use / closed when not in use
 - With catch mechanism when open
 - With dust protection as cable bushing
 - With labelling card for connections
 - For gluing dry maintained surfaces
 - 5 mm or 8 mm thick (e.g. carpet, laminate)
 - Inlay diameter: internal 49 mm, external 142 mm, lining depth 5 mm or 8 mm
 - Lift-off cap diameter 146.4 mm, cap guide diameter 128.8 mm

**Twist-off cover for 12 mm inlay**

Twist-off cover to screw onto cone to hold column

- 924.1046
- Cover to close modular installation box with cone (924.1016, 924.1041)
 - Water protected
 - For inlay (e.g. stone/tiles) with approx. 12 mm thickness
 - Incl. mounting wrench and sleeves
 - Inlay diameter: inner 139 mm

Stage 3: LanLight® extension units

4P/2S patch column, one-sided

Column for 1-2 workstations

- 924.5002
- Simple mounting on the LanLight® conical holder (924.1041)
 - 2 socket outlets with earthing contact (2 phases) and 4 CAT6_a jacks (keystone)
 - Coded connections (data 1-4, power A-B)
 - 2 x 6 m H05VV-F3G 2.5 mm² power supply cable to Wieland GST18i3 plug
 - 4 x 6 m data cables, CAT6_a jack to CAT6_a plug
 - Socket outlets: 2-pole with earthing contact, 16A/3680W, AC250V, IP20, black
 - Column can be expanded by inserting a LanLight® system lamp
 - Column materials: Extruded aluminium, powder-coated silver-grey similar to RAL9006
 - Height 640 mm, diameter 95 mm



Patch column 8P/4S two-sided

Column for 3-4 workstations

- 924.5003
- Simple mounting on the LanLight® conical holder (924.1041)
 - 4 socket outlets with earthing contact (2 phases) and 8 CAT6_a jacks (keystone)
 - Coded connecting points (data 1-8, power A-D)
 - 4 x 6 m H05VV-F3G 2.5 mm² power supply cable to Wieland GST18i3 plug
 - 8 x 6 m data cables, CAT6_a jack to CAT6_a plug
 - Socket outlets: 2-pole with earthing contact, 16A/3680W, AC250V, IP20, black
 - Column can be expanded by inserting a LanLight® system lamp
 - Column materials: Extruded aluminium, powder-coated silver-grey similar to RAL9006
 - Height 640 mm, diameter 95 mm




Mini patch column 2S

Mini column

- 924.6000
- Mini patch column, simple mounting on the LanLight® cone holder (924.1041)
 - 2 socket outlets with earthing contact (2 phases)
 - Coded connecting points (power A-B)
 - 30 mm surge water protection
 - 2 x 0.2 m breakout cable H05VV-F3G 2.5 mm² and GST18i3 plug incl. GST T-piece
 - Socket outlets: 2-pole with earthing contact, 16A/3680W, AC250V, IP20, black
 - Column materials: Extruded aluminium, powder-coated silver-grey similar to RAL9006
 - Height 150 mm, diameter 95 mm





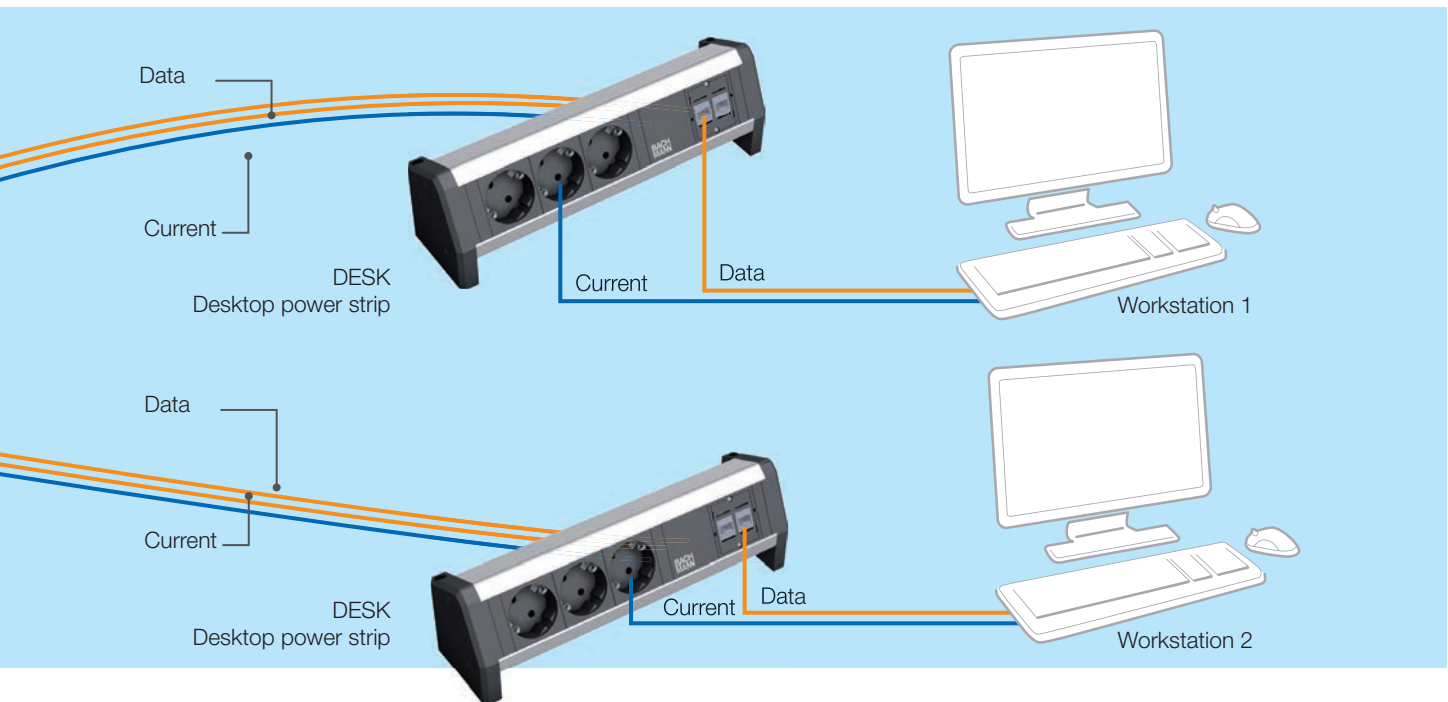
Consolidation point Installation solutions from a single supplier

Bachmann's new system for under-floor distribution and installation, based on the MUTO (multi-user terminal outlet) concept, offers a coherent and simple installation solution that brings power and data to the desktop.

The consolidation points for power and data are linked to the floor distributor in the conventional way. Floor outlets and desktop power strips from the Bachmann Facility range complete the installation kit. After the consolidation point the floor outlet allows power and data to be conveyed with ease to the workstation. This dispenses with complicated and inflexible installations such as traditional floor box systems.

Thanks to the "open-office cabling", CP and MUTO concepts the network installation is flexible, future-proof and at the same time cost-optimised. The combination of power and data connections can be found in various Bachmann FACILITY SOLUTIONS. They thus offer a user-focused unit providing all necessary connections.

In the complete Bachmann catalogue you can also find various desktop power strips for mounting on top of or fitting into office workstation desks. All versions can be configured as required and supplied ready for use.



CP mounting

- Robust steel plate mounting for CPs
- Mountings with secure, tool-free clip-in and release mechanism
- Anchors firmly on the floor with integrated screw-on brackets
- Mountings with extra step protection of approx. 200 kg incl. CP unit
- Raised position of CP units for greater protection in case of minor ingress of water



CP power

- Power CP is fully wired and electrically tested at the factory
- Power connections with connector systems by Wieland (Gesis GST); Wago (Winsta) versions available on request
- Other connector systems can be fitted if required
- Time-optimised on-site installation
- Future-proof thanks to flexible structure



CP data

- CP data - flexible and modular based on custom modules
- Various manufacturers' systems can be integrated
- Easy to install and future-proof thanks to modular structure
- Should a change be necessary, only the data connector unit is changed
- Mounting and unit remain unchanged
- Additional strain relief for data connection can be provided with cable ties



Consolidation point units for power

- Fully wired and electrically tested
- With Wieland GST18i3 plug-in connector

Art. no. | Version

Consolidation point units for power

Short

919.2000	· 6-way GST18i3 socket, black, 1-phase · Power input: GST18i3
919.2001	· 2 x 3-way GST18i3 socket, 2-phase · Sockets in black and red · Power input: GST18i3

Consolidation point units for power

Long

919.2002	· 12-way GST18i3 socket, black, 1-phase · Power input: GST18i3
919.2003	· 2 x 6-way GST18i3 socket, 2-phase · Sockets in black and red · Power input: GST18i3
919.2004	· 3 x 4-way GST18i3 socket, 3-phase · Sockets in black, red and grey · Power input: 3x GST18i3 socket
919.2005	· 3 x 4-way GST18i3 socket, 3-phase · Sockets in red, black and grey · Power input is via the end cap with rewirable terminal to allow connection by user



Consolidation point units for data

- Without power, to integrate with Bachmann custom modules
- Anodised aluminium profile

Art. no. | Version

C Consolidation point units for data

912.000	· 3 x custom modules, empty · Short: 217 mm
912.001	· 6 x custom modules, empty · Long: 356 mm



Consolidation point mounting

- Colour black similar to RAL 9005
- Mounting, steel plate

Art. no. | Version

Consolidation point mounting

L x W x H: 295 x 85 x 65 mm

919.1100	· Short (for units with 3 modules)
----------	------------------------------------

Consolidation point mounting

L x W x H: 435 x 85 x 65 mm

919.1101	· Long (for units with 6 modules)
----------	-----------------------------------



Floor outlet for dry-maintained floors

Outlet for dry-maintained floors (raised and false floors) from 24 mm thickness for the cable outlet from the sub-floor (consolidation point) to the power strip on the desk. The outlet features a very simple universal fixing. With one rotation of each of the two eccentric Allen bolts in the outer ring the outlet is anchored firmly into the floor, yet can easily be removed again if required. Two flaps, each of which can be opened to a position independent of the other, allow cabling to be routed out from the floor. The flaps can be snap-fastened in open positions, thus preventing cables becoming bent and possibly damaged. If required the flaps can be rotated through 130° with the inner ring. Textile-fibre sleeves or cable management systems from the Bachmann range can be docked to the outlet flaps. If the outlet is no longer used, the flaps can be lowered and used as a blank cover that can be stepped on.

- Exit point/ground outlet for power supply lines and data lines
- Fits in raised floors with thicknesses from 24 mm
- For hole diameter 112 mm
- Simple fixing mechanism with Allen bolts
- 2 flaps, rotatable though approx. 130°, for cable outlet
- Material: polyamide (halogen-free)

Art. no. | Version

Exit point/ground outlet

similar to RAL 9005

919.1000 | · Black similar to RAL 9005



Data cables → Transfer of data within various categories

(see glossary) Used for network and IP telephone services

Art. no.	Length	Version
----------	--------	---------

CAT5e patch cable plug/plug

918.003	1.0 m	· CAT5e cable, shielded, colour grey
940.052	3.0 m	· Conforms to ISO / IEC 11801 and EN 50173
940.053	5.0 m	· Ends 1 and 2: RJ45 plug with protective rubber sleeve and protective tongue for interlock · Suitable for e.g. CAT5e socket / socket 940.057

CAT6 patch cable plug / plug

940.040	3.0 m	· CAT6 cable, shielded, colour grey
940.041	5.0 m	· Conforms to ISO / IEC 11801 and EN 50173 · Ends 1 and 2: RJ45 plug with protective rubber sleeve and protective tongue for interlock · Suitable for e.g. CAT6 socket / socket 940.044

CAT6a patch cable plug / plug

918.006	1.0 m	· CAT7 cable, shielded, colour black
918.007	3.0 m	· Conforms to IEC 61156-6
918.008	5.0 m	· Ends 1 and 2: RJ45 Hirose TM12 CAT6a plug with protective rubber sleeve and unlocking tongue · Suitable for e.g. CAT6 socket / socket 940.044

CAT6a patch cable plug

918.033	3.0 m	· CAT7 cable, shielded, colour black
918.034	5.0 m	· Conforms to IEC 61156-6 · End 1: RJ45 Hirose TM12 CAT6a plug with protective rubber sleeve and unlocking tongue. End 2: CAT6a TKM 10 GB keystone socket. · Fits into keystone frames 917.000 / 917.001 / 917.061 / 917.062

RJ12 patch cable plug / plug

940.089*	3.0 m	· RJ12 cable, unshielded, colour black · Conforms to ISO / IEC 11801 and EN 50173 · Ends 1 and 2: RJ12 plug with protective rubber sleeve · Suitable for e.g. RJ12 socket / socket 940.085
----------	-------	---

VGA 15-pole HD with or without miniature jack cable (stereo 3.5 mm) →

Transmission of analogue image and audio signals

Art. no.	Length	Version
----------	--------	---------

VGA 15-pole HD combi cable with miniature jack

918.066	1.0 m	· High quality cable, high flexibility, colour black
918.067	3.0 m	· End 1: 1 x VGA plug 15 HD, 1x miniature jack plug 3.5 mm
918.068	5.0 m	· End 2: 1 x VGA plug 15 HD, 1x miniature jack plug 3.5 mm
918.069	10.0 m	· Plug with metal housing and shielding, · additional ferrite cores are not needed · can be used for custom modules with VGA + · Mini stereo jack socket / socket (e.g. 917.045 etc.)

VGA 15-pole HD

918.009	1.0 m	· High quality cable, flexible, colour black
940.047	3.0 m	· End 1: 1 x VGA plug -15 HD
940.048	5.0 m	· End 2: 1 x VGA plug -15 HD · Can be used with custom modules with VGA socket / socket (e.g. 917.011)

Media VGA 15-pole HD combi cable with miniature jack

(3.5 mm stereo) and RJ12 (signal control) for media switch

Art. no. | Length | Version

VGA 15-pole HD combi cable with miniature jack and signal control		
903.107	1.0 m	· High quality cable, high flexibility, colour black
903.108	3.0 m	· End 1: 1 x VGA plug 15 HD, 1 x miniature jack plug 3.5 mm and RJ12 plug
903.109	5.0 m	· End 1: 1 x VGA plug 15 HD, 1 x miniature jack plug 3.5 mm and RJ12 plug
903.110	10.0 m	· Plug with metal housing and shielding, · additional ferrite cores are not needed · can be used for custom modules with VGA · + mini stereo jack socket / socket and button (e.g. 917.134)



HDMI connecting cable -> digital transmission of image and audio signals

Art. no. | Length | Version

HDMI connecting cable			Note*
918.0191	1.0 m	· HDMI cable, colour black	
918.0192	3.0 m	· HDMI standard 4K x 2K	
918.0193	5.0 m	· End 1: 19-pole HDMI plug · End 2: 19-pole HDMI plug · Can be used with custom modules with HDMI socket/socket (e.g. 918.040)	
918.0201	7.5 m	· HDMI cable, colour black · HDMI standard 4K x 2K · End 1: 19-pole HDMI plug · End 2: 19-pole HDMI plug · Long distance · Solid metal · Can be used with custom modules with HDMI socket/socket (e.g. 918.040)	



DVI-I connecting cable -> digital transmission of image signals

(compatible with DVI-A and DVI-D plug-in connectors)

Art. no. | Length | Version

DVI-I connecting cable		
918.017	3.0 m	· DVI cable, colour black
918.018*	5.0 m	· End 1: 1 x DVI plug · End 2: 1 x DVI plug · Can be used with custom modules with DVI-I socket / socket (e.g. 917.021 / 917.078)



Cinch video + audio stereo connecting cable -> transmission of analogue image and audio signals

Art. no. | Length | Version

Cinch video + stereo connecting cable		
918.015*	3.0 m	· Cinch connecting cable set, colour black
918.016*	5.0 m	· End 1: Cinch plug (red + white + yellow) · End 2: Cinch plug (red + white + yellow) · Can be used with custom modules with Cinch socket / socket (e.g. 917.026)



S-video (Hosiden) connecting cable -> transmission of analogue image signals

Art. no. | Length | Version

S-video (Hosiden) connecting cable		
940.104*	3.0 m	· S-video (Hosiden) connecting cable, colour black
940.105*	5.0 m	· End 1: S-video plug · End 2: S-video plug · Can be used with custom modules with S-video socket / socket (e.g. 917.028 / 917.035)



Note* For cable lengths, we recommend a maximum total length of more than 7.5 m to ensure the HDMI standard quality of 4K x 2K.

3.5 mm miniature socket connection cable → transmission of audio signals

Art. no.	Length	Version
----------	--------	---------

**3.5 mm miniature jack connecting cable for audio signals**

918.010	1.5 m	· 3.5 mm miniature jack (stereo) connecting cable, colour black
918.011	2.5 m	· End 1: 3.5 mm stereo miniature jack plug
918.012	5.0 m	· End 2: 3.5 mm stereo miniature jack plug · can be used for custom modules with stereo jack · socket / socket (e.g. 917.045 / 917.157)

Cinch stereo connecting cable → transmission of audio signals

Art. no.	Length	Version
----------	--------	---------

**Cinch stereo connecting cable for audio signals**

940.049	3.0 m	· Cinch (stereo) connecting cable, colour black · End 1: Cinch stereo plug (red + white) · End 2: Cinch stereo plug (red + white) · can be used for custom modules with Cinch · socket / socket (e.g. 917.027 / 917.028 / 917.022 / 917.023)
---------	-------	--

XLR connecting cable → transmission of audio signals (e.g. from microphone)

Art. no.	Length	Version
----------	--------	---------

**XLR 3-pole connecting cable for audio signals**

918.013	3.0 m	· XLR 3-pole connecting cable, colour black
918.014	5.0 m	· End 1: XLR 3-pole plug with interlock · End 2: XLR 3-pole socket with interlock · Can be used with custom modules with XLR connector (e.g. 917.024)

USB 3.0 connecting cable

Art. no.	Length	Version
----------	--------	---------

**USB 3.0 A/B connecting cable**

917.1205	1.0 m	· USB A/B connecting cable, black
917.1203	3.0 m	· End 1: Plug A / end 2: Plug B · Fully wired

USB 3.0 A/A connecting cable (straight through, not for host-to-host connection)

918.176	1.0 m	· USB A/A connecting cable, black, grey plug
918.178	2.0 m	· End 1: Plug A / end 2: Plug A
918.177	3.0 m	· Can be used with custom modules with USB A socket · (e.g. 917.018 / 917.019 / 917.400 / 917.401) · Fully wired straight through, not suitable for host-to-host connection



USB 3.0 connecting cable for host-to-host connection

Art. no.	Length	Version
----------	--------	---------

**USB 3.0 A/A connecting cable (crossed, for host-to-host connection)**

918.081	1.0 m	· USB A/A connecting cable, black, black plug
918.083	1.8 m	· End 1: Plug A / end 2: Plug A
918.082	3.0 m	· Can be used with custom modules with USB A socket · (e.g. 917.018 / 917.019 / 917.400 / 917.401) · Fully wired, 3.0 data pairs crossed for host-to-host connection

FireWire connecting cable → transmission of data

Art. no.	Length	Version
----------	--------	---------

**FireWire connecting cable**

918.024	4.5 m	· FireWire connecting cable, colour black · End 1: FireWire 6-pole plug · End 2: FireWire 6-pole plug · Can be used with custom modules with FireWire socket / socket (e.g. 917.037)
---------	-------	---

Power supply cables for Bachmann FACILITY SOLUTIONS

Cables fitted with Wieland GST18 plug-in connectors are available to connect Facility products to the mains power supply. The benefits of these cables and their connectors, which are used all over the world, are flexibility in terms of length, the possibility of exchanging them should length requirements change, and availability for a variety of countries. Even extending the power supply to other power strips presents no problem and can usually be done without tools.



Art. no.	Length	Version
Device supply cable, GST18 earthing contact black		
375.000	1.5 m	· Cable: H05VV-F 3G 1.5 mm ²
375.075	2.0 m	· End 1: Right-angled earthing contact plug
375.003	3.0 m	· End 2: Wieland GST18i3 socket
375.005	4.0 m	
375.007	5.0 m	
375.039	10.0 m	
Halogen-free cable		
375.044	2.0 m	· Cable: S05VV-F 3G 1.5 mm ²
375.045	3.0 m	· End 1: Right-angled earthing contact plug
375.046	5.0 m	· End 2: Wieland GST18i3 socket



Device supply cable with additional earth connection


- Pre-assembled power supply cables with integrated earth connection
- The power strip is earthed independently of the installation
- Ideal in combination with STEP power strips (see from page 137)
- Table-mounted frames can be earthed independently of the power strip fitted in them

Art. no.	Length	Version
Device supply cable, GST18 earthing contact black		
With extra earth connection		
375.115	2.0 m	· Cable: H05VV-F 3G 1.5 mm ²
375.116	3.0 m	· End 1: Right-angled earthing contact plug
375.117	5.0 m	· End 2: Wieland GST18i3 socket with 0.3 m · 1.5 mm ² green/yellow with M6 ring termination
Device supply cable, GST18, plug CH / Switzerland Black		
375.016	1.5 m	· Cable: H05VV-F 3G 1.0 mm ²
375.017	3.0 m	· End 1: CH / Switzerland plug
375.018	5.0 m	· End 2: Wieland GST18i3 socket
Device supply cable, GST18, plug UK 13A Black		
375.068	2.0 m	· Cable: H05VV-F 3G 1.5 mm ²
375.069	3.0 m	· End 1: UK 13A plug
375.070	4.0 m	· End 2: Wieland GST18i3 socket
Device extension cable, GST18/GST18 Black		
375.050	0.3 m	· Cable: H05VV-F 3G 1.5 mm ²
375.053	1.0 m	· End 1: Wieland GST18 i 3 plug
375.038	2.0 m	· End 2: Wieland GST18 i 3 socket
375.055	3.0 m	
Halogen-free cable Black		
375.080	0.3 m	· Cable: S05Z1Z1-F3G 1.5 mm ²
375.081	1.0 m	· End 1: Wieland GST18i3 plug
375.082	2.0 m	· End 2: Wieland GST18i3 socket
375.083	3.0 m	
Device extension cable, GST15/GST18 Black		
375.127	1.5 m	· Cable: H05VV-F 3G 1.5 mm ²
375.128	3.0 m	· End 1: Wieland GST15 i 3 plug
375.129	5.0 m	· End 2: Wieland GST18 i 3 socket





Cables with ST18 connector system (old system, cannot be plugged in under load)

Art. no.	Length	Version
Device supply cable, ST18 earthing contact Black		
 375.079	2.0 m	· Cable: H05VV-F 3G 1.5 mm ²
375.040	3.0 m	· End 1: Right-angled earthing contact plug
375.076	5.0 m	· End 2: Wieland ST18/3 socket
Device extension cable, ST18/ST18 Black		
375.071	0.5 m	· Cable: H05VV-F 3G 1.5 mm ²
375.072	1.0 m	· End 1: Wieland ST18/3 plug
375.073	1.5 m	· End 2: Wieland ST18/3 socket
375.064	3.0 m	



Connectors / distributors

Art. no.	Version	Version
Inter-coupling Black		
No interlock		
375.500	GST/GST	· For easy connection of, for example,
375.515	GST/ST	· 2 STEP power strips with the same
		· or different plugging systems
375.516	ST/GST	· 1 x input (plug) and 1 x output (socket)
Multiplier, GST18		
For power distribution		
375.101	1 x input, 2 x output (1)	· Input: 3-pole plug
375.102	1 x input, 2 x output (2)	· Output: 3-pole socket
375.105	1 x input, 3 x output (3)	
Through-wired for 3-phase power, 5 and 3-pole		
375.106	1 x input, 1 + 6 x output	· Input: 1 x 5-pole plug
		· Output: 1 x 5-pole socket;
		· 6 x 3-pole socket per outer cable



Interlocks

Art. no.	Version	Version
Interlock for appliance plugs and couplings		
Compliant with VDE 0628		
375.518	Wieland 05.587.3156.1	· Snaps onto the corresponding plugs
		· and couplings
Locking latch (interlock)		
Compliant with VDE 0628		
375.501	Black	· For snap-in fitted plug and coupling
	Wieland 05.584.0153.0	



Accessories

Art. no.	Version	Version
End cap		
375.503	Black	· Plugs into the snap-in built-in plug and
	Wieland 05.561.3653.1	· coupling



Mounting accessories



Art. no.	Version	Version
----------	---------	---------

Appliance plug with screw terminal, GST18

375.504	Black Wieland 92.932.3053.1	<ul style="list-style-type: none"> Ready to fit, with strain relief For cross section 0.75 – 2.5 mm², solid and flexible
375.517	White Wieland 92.932.3052.0	<ul style="list-style-type: none"> Conductors without end sleeves can be connected For cable diameters 6.5 – 10.5 mm (H05VV, NYM)



Appliance plug with spring-loaded terminal, GST18i3
Lockable, coded

940.073	Bright red Wieland 92.934.0553.0	<ul style="list-style-type: none"> Ready to fit, with strain relief For rigid cables from 1.5 – 2.5 mm²,
940.074	Pebble grey Wieland 92.934.0153.0	<ul style="list-style-type: none"> Flexible cables 1.5 mm² with end sleeves 2 connections per pole, not mounted, For H05VV, NYM cables (diameter 7.8 – 10.3 mm)



Appliance coupling with screw terminal, GST18i3

375.505	Black Wieland 92.931.3053.1	<ul style="list-style-type: none"> Ready to fit, with strain relief For cross section 0.75 – 2.5 mm², solid and flexible
375.514	White Wieland 92.931.3053.0	<ul style="list-style-type: none"> Conductors without end sleeves can be connected For cable diameters 6.5 – 10.5 mm (H05VV, NYM)



Appliance coupling with spring-loaded terminal, GST18i3
Lockable, coded

940.070	Bright red Wieland 92.933.0553.0	<ul style="list-style-type: none"> Ready to fit, with strain relief For rigid cables from 1.5 – 2.5 mm²,
940.071	Pebble grey Wieland 92.933.0153.0	<ul style="list-style-type: none"> Flexible cables 1.5 mm² with end sleeves 2 connections per pole, not mounted, For H05VV, NYM cables (diameter 7.8 – 10.3 mm)



Snap-in fitted plug, spring loaded, GST18
With interlock


375.506	Black Wieland 92.032.9658.1	<ul style="list-style-type: none"> Flexible cable 0.5 – 1.5 mm² with end sleeve Rigid cable 0.5 – 2.5 mm²
---------	--------------------------------	---



Snap-in fitted coupling, spring loaded, GST18i3
With interlock

375.507	Black Wieland 92.031.9658.1	
---------	--------------------------------	--





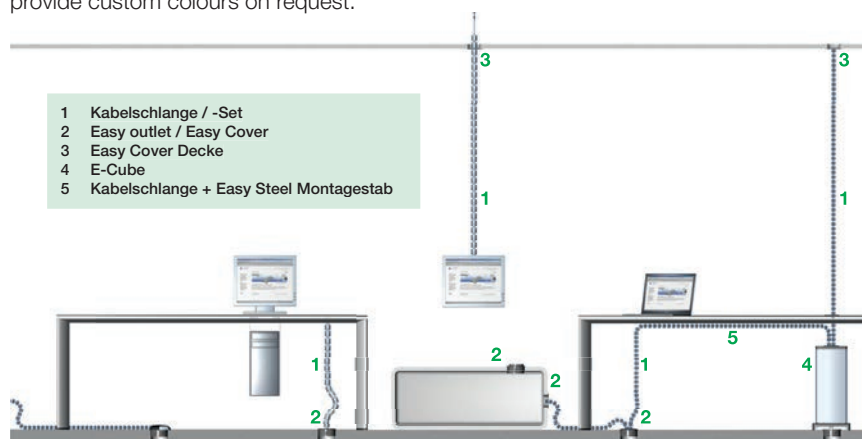
Cable management

Perfect installation solutions

Bachmann banishes unwieldy cables from workstations. The KABELSCHLANGE® cable management system allows the optimum routing of cables at workstations between desk, floor box, wall duct and the various devices.

Bachmann can offer the best cable management system for every situation. Whether the cables run along the floor or are routed from the floor to the desk, the systems are mutually compatible. A well-thought-out and integrated cable management concept is available to you.

The various systems are available finished in black and silver as standard, but we can provide custom colours on request.



Flexible cable management system

- The links are safe to step on and break-proof, and can be moved about relative to one another.
- The power strip is earthed independently of the installation
- 2 connector shoulders for the transmission of forces (including torques and lateral forces)
- Special geometry enables individual cables to be unfurled through the sides of the links without risking crushing



Art. no. | Colour | Version

Kabelschlange® Classic (for horizontal and vertical cable routing)

930.030	Black	• 3-chamber system to separate low-current, data and power cables
930.031	Silver	• 46 chain links, W x H: approx. 53 x 23 mm • Length (separated): approx. 100 cm, (pushed together): approx. 72 cm



Kabelschlange® Cube (for horizontal and vertical cable routing)

930.058	Black	• 2-chamber system to separate data and power cables
930.059	Silver	• 34 chain links, W x H: approx. 55 x 25 mm • Length (separated): approx. 100 cm, (pushed together): approx. 69 cm




Kabelschlange® Pro (for horizontal and vertical cable routing)

930.032	Black	• Increased resistance to being stepped on even in high foot traffic areas such as passages
930.033	Silver	• 5 chain links can withstand short-term loads of up to 120 kg • 2-chamber system to separate data and power cables • Can also be connected directly to Kabelschlange® Classic • 34 chain links, W x H: approx. 90 x 24 mm • Length (separated): approx. 100 cm, (pushed together): approx. 70 cm



Kabelschlange® Premium Set (for vertical cable routing)

930.049	Black	• Stylish premium set:
930.050	Silver	• 16 chain links, W x H: approx. 70 x 35 mm • 1 x metal base plate in appropriate colour • 1 x desk attachment in appropriate colour • The chain links can be pushed together completely to form an enclosed, self-locking, elliptical cable duct. • 2-chamber system to separate data and power cables • Length incl. base plate and desk attachment approx. 78 cm • Length without accessories approx. 75 cm • Length (pushed together):-approx. 59 cm in set



Kabelschlange® Quadro Set (for vertical cable routing)

930.016	Black	• Functional set with a strong design element:
930.017	Silver	• 23 quadratic chain links, W x H: approx. 45 x 45 mm • 1 x metal base plate in appropriate colour • 1 x desk attachment in appropriate colour The Quadro system is very stable and can therefore be used for ceiling-based installations for room heights of up to approx. 5 metres. • 2-chamber system to separate data and power cables • Length incl. base plate and desk attachment approx. 76 cm




Kabelschlange® Quadro (as addition to set article no.: 930.016 and 930.017)

930.018	Black	• as addition to set article no.: 930.016 and 930.017
930.019	Silver	• for seating/standing combinations (height adjustable) or desk/table heights as of 75 cm and for ceiling suspensions • 32 links, length approx. 100 cm



Kabelschlange® FLEX II Set (for vertical cable routing)

930.022	Black	• Compact and flexible set:
930.023	Silver	• 38 chain links, W x H: approx. 55 x 22 mm • 1 x metal base plate in appropriate colour • 1 x desk attachment in appropriate colour • 2-chamber system to separate data and power cables • and for ceiling suspensions • Length incl. base plate and desk attachment approx. 75 cm



Furniture accessories

Art. no.	Colour	Version
----------	--------	---------

Kabelschlange® FLEX II (as addition to set article no.: 930.022 and 930.023)

930.020	Black	· for seating/standing combinations
930.021	Silver	· 54 links. Length approx. 100 cm

Easy-Bridge®

930.027	Silver	· Aluminium floor duct, can be stepped on, length 100 cm · The Kabelschlange Pro® can be connected directly · For carpet
---------	--------	--

Easy-Bridge®

930.028	Silver	· Aluminium floor duct, can be stepped on, length 100 cm · The Kabelschlange Pro® can be connected directly · For smooth floors
---------	--------	---

Easy-Steel® mounting bar

930.024*		· Dimensions: Length 750 mm, diameter 5 mm
----------	--	--

Easy-Desk-3G®

930.025*	Silver	· Easy-Steel® mounting bar fastening
----------	--------	--------------------------------------

Easy-Connect®

930.026*	Silver	· Universal coupling
----------	--------	----------------------

Easy-Desk-2B®

930.029	Black	· Adapter for vertical connections on furniture
930.090	Silver	· Can be combined with Easy-Stop® and Easy-Steel® · Includes two 4 x 12 mm screws

Easy-Stop-2B2K®

930.091	Black	· 3-part cable strain relief for Kabelschlange® Classic, Cube, Pro
930.092	Silver	· Can be combined with Easy-Desk-2B® and Easy-Steel® · Includes clamping screws

E-Cube-K-540® power column for supply of power and data

930.166		· To hold sockets indoors (e.g. article no.: 333.0122) · Material: anodised aluminium / plastic · Dimensions: Height approx. 54 cm/ cover approx. 22.3 x 22.3 cm/ base approx. 24 x 24 cm · Hole diameter 80 mm including Easy Outlet® telescopic cover
---------	--	--

Floor connection accessories

Art. no.	Colour	Version
----------	--------	---------

Easy-Outlet® floor unit

930.098*	Black	· Floor level installation unit
930.099*	Silver	· Tight braced fastening · Suited to dry-maintained raised and false floors

Easy-Cover® telescopic cover for floor unit

930.100*	Black	· Telescopic cover set for Easy-Outlet® floor unit
930.137	Silver	



Illustration shows 930.099 and 930.137

Furniture accessories

Art. no.	Colour	Version
Easy-Cover-I® (system attachment for floor unit)		
930.138*	Silver	<ul style="list-style-type: none"> · Connection for 1 x Cube, Pro, Classic or Flex · Material: PP for use in floor outlet
Easy-Cover-II® (system attachment for floor unit)		
930.139*	Silver	<ul style="list-style-type: none"> · Connection for 2 x Cube, Pro, Classic or Flex · Material: PP for use in floor outlet
Easy-Cover-Quadro® (system attachment for floor unit)		
930.164*	Black	<ul style="list-style-type: none"> · Connection for 1 x Kabelschlange® Quadro · Material: PP for use in floor outlet
Easy-Cover-Premium® (system attachment for floor unit)		
930.165*	Black	<ul style="list-style-type: none"> · Connection for 1 x Kabelschlange® Premium · Material: PP for use in floor outlet
Easy-Switch® distributor (for Kabelschlange® Classic, Cube, Pro)		
930.034*	Black	<ul style="list-style-type: none"> · 3-way distributor
930.035*	Silver	<ul style="list-style-type: none"> · includes 4 coupling links for KS Cube®
Easy-Switch® distributor (for Kabelschlange® Classic, Cube, Pro and a vertical K. Premium connection)		
930.057*	Black	<ul style="list-style-type: none"> · 4-way distributor with fixing screw and base plate · includes 4 coupling links for KS Cube®
Easy-Cap®		
930.044*	Black	<ul style="list-style-type: none"> · Cover cap for Easy-Switch connections that are not needed
930.045*	Silver	
Easy-Clip-S® floor outlet adapter for all common floor outlets		
930.036*	Black	<ul style="list-style-type: none"> · For ground outlet for Kabelschlange® Classic · Dimensions: L x W: approx. 86 x 47 mm
Easy-Clip-L® floor outlet adapter for all common floor outlets		
930.054*	Black	<ul style="list-style-type: none"> · For ground outlet for Kabelschlange® Pro and Cube · Dimensions: L x W: approx. 91.5 x 51 mm





Ceiling connection accessories

Art. no.	Colour	Version
Easy-Cover-I® (system attachment with low transmission of force to suspended ceilings)		
930.094*	White	<ul style="list-style-type: none"> · Connection for 1 x Cube, Pro, Classic or Flex · Material: POM for suspended ceilings
Easy-Cover-Quadro® (system attachment with low transmission of force to suspended ceilings)		
930.096*	White	<ul style="list-style-type: none"> · Connection for 1 x Kabelschlange® Quadro · Material: POM for suspended ceilings
Easy-Cover-Premium® (system attachment with low transmission of force to suspended ceilings)		
930.097*	White	<ul style="list-style-type: none"> · Connection for 1 x Kabelschlange® Premium · Material: POM for suspended ceilings



* No storage type

BRIDGE – the cable duct




Art. no.	Length	Version
----------	--------	---------

CABLE BRIDGE Dimensions: (W x H) 146 x 9 mm

Cable duct, straight

930.060	1.0 m	· Anodised aluminium profile, with rippled surface to reduce slipping
930.061	2.0 m	· 3-chamber system allowing power and data cables to be routed separately
		· Can be taped (using double-sided tape) or screwed into place
		· on the floor (see fixing accessories)



CABLE BRIDGE

Bracket for cable duct


930.062	45°	· Bracket in anodised aluminium
930.063	90°	



CABLE BRIDGE

Linking element for cable duct

930.064	Straight	· Link for joining straight cable ducts
		· Screws into place with integral Allen bolts
		· 2 items



CABLE BRIDGE

Fixing accessories for cable duct


930.065	Straight	· For screwing down cable ducts at the ends
		· 4 items



Wrap textile-fibre sleeves

Wrap textile-fibre sleeves bundle and protect cables and wires in office and home environments.

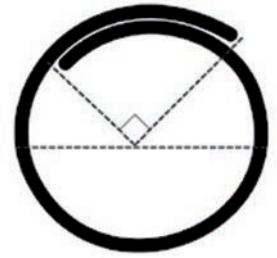
The elastic braided sheath with its monofilament fibres assures fire and abrasion resistance and is thus also ideal for professional and industrial use.



Automatic Wrap

The benefits at a glance

- Simple installation with low costs and low labour input
- More flexible than coiled or wound solutions
- 25% overlap for secure cable bundling
- Resistant to chemicals and solvents
- Halogen-free
- Resistant to cuts and abrasions
- Retains its shape within operating temperature range -75 °C to +125 °C



Art. no.	Length	Version
----------	--------	---------

Automatic Wrap

Dimensions: diameter 2.54 cm = 1 inch

930.900	1.0 m	· Black
930.901	2.0 m	· Black
930.902	3.0 m	· Black

Automatic Wrap

Dimensions: diameter 5.08 cm = 2 inches

930.903	1.0 m	· Black
930.904	2.0 m	· Black
930.905	3.0 m	· Black



Manual Wrap in colour

The benefits at a glance

- Strong Velcro fastener for frequent access
- Can be stretched over plugs and sockets
- Halogen-free
- Resistant to chemicals and solvents
- Melting point ~230 °C



Art. no.	Version	Version
----------	---------	---------

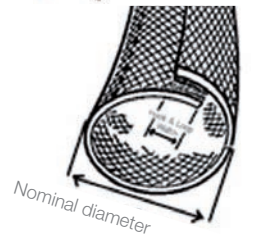
Manual Wrap

Dimensions: diameter 3.18 cm = 1 ¼ inch

930.906*	1.0 m	· Black
930.907*	2.0 m	· Black
930.908*	3.0 m	· Black

Dimensions: diameter 5.08 cm = 2 inches

930.909*	1.0 m	· Black
930.910*	2.0 m	· Black
930.911*	3.0 m	· Black



* No storage type

INDUSTRIAL SOLUTIONS

Efficient power and data distribution for manufacturing

With Bachmann INDUSTRIAL SOLUTIONS you can be sure of having access to the best connectors and connections wherever you are in the world. Our systems are configurable with all standard international socket outlets and data connections. Modules can be retrofitted or interchanged quickly and easily.

In short, Bachmann maximises your options when it comes to energy and data management systems that are fit for the future.

Our top priority at Bachmann is a collaborative partnership with our customers. This begins with what we refer to as “customised engineering”, since providing engineering services for customised solutions is as important for our international development team as continuing to develop the Bachmann range overall.

The result is a long list of registered designs and patents for technical innovations and special solutions under the Bachmann brand.



Power strips..... 212

BlueNet power management 214

Feed modules 215

Compressed air units 216

ESD units 217

STEP 218

Automatic switchoff 220

Tradesman's power strip..... 221

Fixings..... 222

DESK..... 223

Custom modules 224

Cables 225

Lighting 226



World of opportunities




Function modules can be integrated ex factory



Overvoltage protection

These days the failure of electrical and electronic equipment is a real nightmare scenario. Protection against excess electric voltage is more important than ever for electrical and electronic equipment. "24/7 availability" is now essential for many users. Don't worry: the Bachmann strip with built-in overvoltage protection is the answer.




Mains and frequency filters

Mains and frequency filters ensure effective screening and smoothing of the input voltage. Only "clean" voltage gets through our mains and frequency filters. Voltage stabilisation and the filtering out of disturbance frequencies allows the connected device to run properly and smoothly.

USB 3.0 keystone module

The USB keystone module supports USB 3.0 and allows data to be transferred at high speed. Three different socket/socket combinations are available for different configurations.



Residual current circuit breaker / miniature circuit breaker

The residual current circuit breaker / miniature circuit breaker integrated in a Bachmann strip gives you peace of mind. The user can select between the two circuit breakers. But they can of course be combined too.




Bachmann products provide solutions that are as individual as life itself.




FACTORY

The professional solution



Mounts flush with profile



Power strips in aluminium profile, 1 HU, width 44.5 mm, ideally suited for mounting on 45 mm T-slot profiles.

- Strip does not protrude over the 45-mm T-slot profile
- Can be mounted on 30, 45 or 60 mm T-slot profiles
- Can be mounted on the upright profiles of various manufacturers
- Easy to fit with specially designed mounts (ESD-capable)
- Mains input and output based on Wieland GST18 connector system
- Strips can be linked to one another using device extension cables (see page 225)
- Power infeed direct to mains input via supply cable (see page 225) or via feed modules (see from page 215)

Max. 16 A / 230 V~



Art. no. | Version

FACTORY 1 HU 3 x earthing contact, GST18, max. 16 A / 230 V~ / 3680 W

Length: approx. 294 mm



- 509.001
- Anodised aluminium profile 1 HU
 - 3 x socket outlet with earthing contact, RAL7035, set at 35°
 - Power input: GST18i3 plug, black
 - Power output: GST18i3 socket, black
 - Incl. safety plug catch

FACTORY 1 HU 2 x earthing contact, GST18, max. 16 A / 230 V~ / 3680 W

Length: approx. 294 mm



1 switch, illuminated, controls power output

- 509.002
- Anodised aluminium profile 1 HU
 - 2 x socket outlet with earthing contact, RAL7035, set at 35°
 - 1 switch, red, 2-pole, controls power output (e.g. for lamp)
 - Power input: GST18i3 plug, black
 - Power output: GST18i3 socket, black
 - Incl. safety plug catch

FACTORY 1 HU 2 x earthing contact, GST18, max. 16 A / 230 V~ / 3680 W

Length: approx. 294 mm



1 switch, illuminated, controls power input (sockets and power output)

- 509.003
- Anodised aluminium profile 1 HU
 - 1 switch, red, 2-pole, controls power input
 - 2 x socket outlet with earthing contact, RAL7035, set at 35°
 - Power input: GST18i3 plug, black
 - Power output: GST18i3 socket, black
 - Incl. safety plug catch

Max. 16A/230V~



Art. no. | Version

FACTORY 1 HU 8 x earthing contact, GST18, max. 16 A / 230 V~ / 3680 W Length: approx. 866 mm

2 switches, illuminated

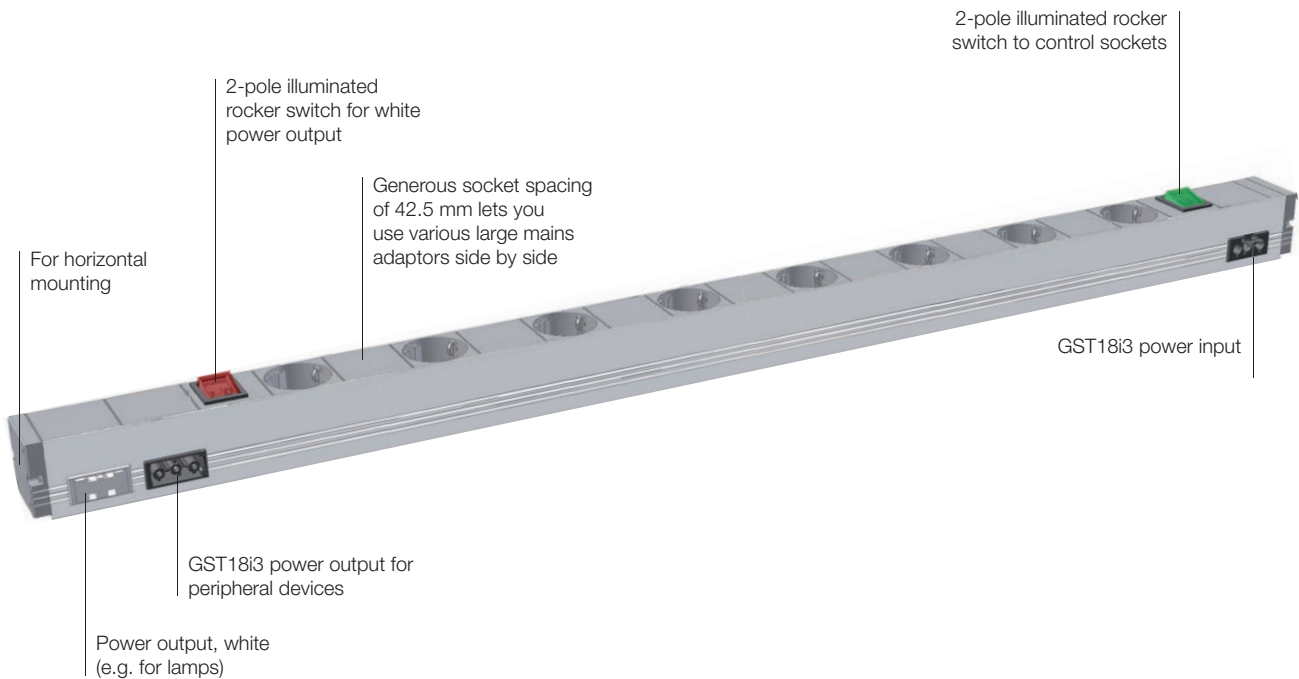
- 509.004
- Anodised aluminium profile 1 HU
 - 1 switch, green, 2-pole, controls sockets
 - 8 x socket outlet with earthing contact, RAL7035, set at 35°, with spacing between sockets
 - 1 switch, red, 2-pole, controls only white auxiliary outlet
 - Power inputs on side of profile:
 - Power input: GST18i3 plug, black
 - Power output: 2 x GST18i3 socket, black / white
 - Incl. safety plug catch



FACTORY 1 HU 10 x earthing contact, GST18, max. 16 A / 230 V~ / 3680 W Length: approx. 1086 mm

2 switches, illuminated

- 509.005
- Anodised aluminium profile 1 HU
 - 1 switch, green, 2-pole, controls sockets
 - 10 x socket outlet with earthing contact, RAL7035, set at 35°, with spacing between sockets
 - 1 switch, red, 2-pole, controls power outputs
 - Power inputs on side of profile:
 - Power input: GST18i3 plug, black
 - Power output: 2 x GST18i3 socket, black / white
 - Incl. safety plug catch



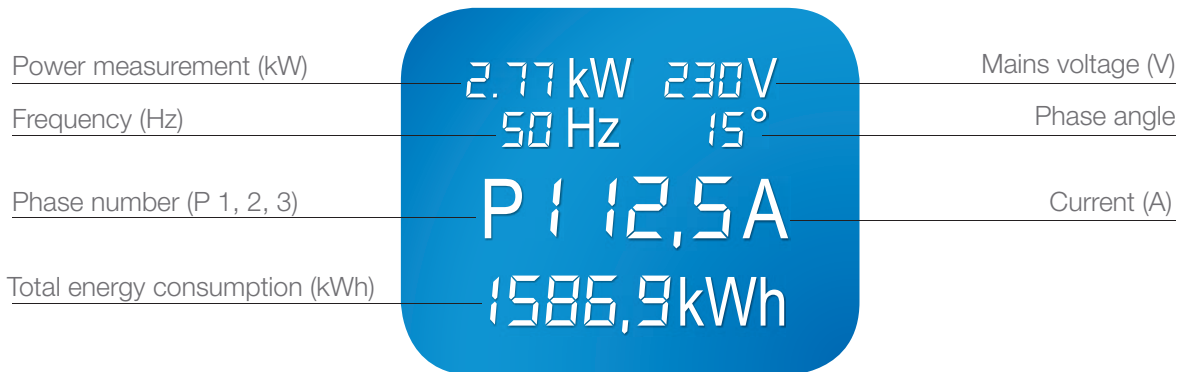
BlueNet

Recognising and making the most of potential

BlueNet
Efficient Power Management

Bachmann's BlueNet range creates optimal conditions for efficient power management. It makes power consumption transparent - and thus controllable - with intelligent products that help you to gather current data wherever power is consumed, and thus to spot potential energy savings - and to document and use them.

- Integrated function for measuring current, voltage, power, phase angle, frequency and total energy consumption (BlueNet Metered Plus)
- Measured values are shown on the display
- Modular construction allows configuration of PDUs to customers' specifications



Art. no. | Version

FACTORY 1 HU Metered BlueNet, GST18, max. 16 A / 230 V~ / 3680 W

Length: approx. 191 mm

Current measurement

- 509.009
- Anodised aluminium profile 1 HU
 - 1 x current measurement (digital ammeter)
 - Power input: GST18i3 plug, black
 - Power output: 2 x GST18i3 socket, black
 - Current measurement features:
 - Range 0-16 A, max. current 32 A,
 - Accuracy: class 1, backlit liquid crystal display



FACTORY 1 HU Metered Plus BlueNet, GST18, max. 16 A / 230 V~ / 3680 W

Length: approx. 191 mm

Current and power measurement with phase angle

- 509.012
- Anodised aluminium profile 1 HU
 - 1 x current + power measurement
 - Power input: GST18i3 plug, black
 - Power output: 2 x GST18i3 socket, black
 - Power measurement features:
 - backlit LCD display, precision: class 1, 1-phase, max. 16 A
 - Mains voltage (V), current (A), frequency (Hz), phase angle,
 - energy (kWh) and power (kW) measurement



Feed modules

Greater safety at the workstation

Feed modules in aluminium profile, 1 HU (width 44.5 mm) with protective features and 2 power outputs

- Can be used as the base unit for any power strip
- Easy to fit with specially designed mounts (ESD-capable)
- Connects to power strip via extension cable (see page 225)
- 1 x power input and 2 x power output in Wieland GST18
- System for connecting to one or two power strips or workstations
- Integral protector unit with overvoltage protection, miniature circuit breaker or residual current device
- Feed modules with built-in current and power measurement to record energy consumption of workstation



Art. no. | Version

FACTORY 1 HU overvoltage protector with filter, GST18, max. 16 A / 230 V~ / 3680 W Length: approx. 235 mm

- | | |
|---------|---|
| 509.006 | <ul style="list-style-type: none"> · Anodised aluminium profile 1 HU · 1 overvoltage protector, 6.5 kA with optical function and fail indicator; · Mains filter, 30 MHz · Power input: GST18i3 plug, black · Power output: 2 x GST18i3 socket, black |
|---------|---|



FACTORY 1 HU miniature circuit breaker, GST18, max. 16 A / 230 V~ / 3680 W Length: approx. 235 mm

- | | |
|---------|---|
| 509.007 | <ul style="list-style-type: none"> · Anodised aluminium profile 1 HU · 1 miniature circuit breaker, 16 A, 2-pole, type B · Power input: GST18i3 plug, black · Power output: 2 x GST18i3 socket, black |
|---------|---|




FACTORY 1 HU residual current device* (RCD), GST18, max. 16 A / 230 V~ / 3680 W Length: approx. 235 mm

- | | |
|---------|---|
| 509.008 | <ul style="list-style-type: none"> · Anodised aluminium profile 1 HU · 1 residual current device, 16 A, tripping current 10 mA, response time 30 ms, 2-pole · Power input: GST18i3 plug, black · Power output: 2 x GST18i3 socket, black * From 1 February 2009 all mains circuits supplying power sockets used by non-technical specialists must be fitted with an RCD. Indoor use: up to 20 A / Outdoor use: up to 32 A |
|---------|---|



Compressed air

Everything in one system



Aluminium profile, 1 HU (width 44.5 mm) with standard compressed-air outlets for up to 16 bar

- Simple to fit with specially designed mountings
- Standard compressed air outlets, nominal diameter 7
- Infeed and onward supply via nominal diameter 5
- Strips can be linked to one another directly or via a connecting hose
- Other nominal diameters and configurations available on request

Art. no. | Version

FACTORY 1 HU, 2 x compressed air outlet, max. 16 bar

Length: approx. 147 mm

- 509.010
- Anodised aluminium profile 1 HU
 - 2 x compressed air outlet (NW7 coupling)
 - Compressed air inlet via NW5 connector
 - Compressed air outlet via NW5 coupler



FACTORY 1 HU, 3 x compressed air outlet, max. 16 bar

Length: approx. 187 mm

- 509.011
- Anodised aluminium profile 1 HU
 - 3 x compressed air outlet (NW7 coupling)
 - Compressed air inlet via NW5 connector
 - Compressed air outlet via NW5 coupler



Compressed air

Ordinary air is forced via compressors to a higher pressure and can be used to drive a variety of equipment. Bachmann FACTORY compressed air units distribute the compressed air to two or three

access points for end-use devices (screwdrivers, compressed-air guns etc.). Each compressed air unit also has a compressed air outlet, allowing more than one unit to be used in combination.

ESD- Electro Static Discharge

All-round protection

Aluminium profile, 1 HU (width 44.5 mm) with standard ESD connectors

- Simple to fit with specially designed mountings (ESD-capable)
- Integrates simply into ESD design of workstation via standard plug connectors and so can be used as EBP (earth bonding point)
- Other nominal diameters and configurations available on request



Art. no. | Version

FACTORY 1 HU 3 x ESD 10 ohm

Length: approx. 104.5 mm

- 509.013
- Anodised aluminium profile 1 HU
 - 2 x ESD snap connector socket, 10 mm, 10 ohm
 - Input: 3 m cable, green/yellow with M4 ring termination



FACTORY 1 HU 3 x ESD 10 ohm

Length: approx. 147 mm

- 509.014
- Anodised aluminium profile 1 HU
 - 3 x ESD snap connector socket, 10 mm, 10 ohm
 - Input: 3 m cable, green/yellow with M4 ring termination




ESD

ESD is the abbreviation for electrostatic discharge, which occurs when two bodies at different electrical potentials come into contact and their charges equalise. Electrostatic charges are created when two different materials are rubbed together or are separated from one another. Examples include: walking on plastic floors, rubbing against synthetic

clothing, moving plastic containers, unrolling adhesive PVC tapes or moving conveyor belts. In modern workspaces static charges can create high static voltages. Charges of above 10 kV are not uncommon. Where air humidity is below 20 %, values of 30 kV have been recorded.

STEP

The low-cost alternative



Power strips in plastic or aluminium profile (width 52 mm) for a simple modular electrification system.

- Compact dimensions and robust housing
- Can be mounted on T-slot profiles and the upright profiles of various manufacturers
- Easy to fit with specially designed mounts (ESD-capable)
- Mains input and output based on Wieland GST18 connector system
- Strips can optionally be fitted with modules (from page 215)
- Strips can be linked to one another using device extension cables (see page 225)
- Power supplied directly to mains input via supply cable (see page 225) or via feed modules (from page 215)

Max. 16 A / 230 V~



Art. no. | Version

STEP BASE 3 x earthing contact, GST18, max. 16 A / 230 V~ / 3680 W Length: approx. 220 mm

- 336.600
- Light-grey plastic profile, socket outlets black
 - 3 x socket outlet with earthing contact, set at 35°
 - Power input: GST18i3 plug, black
 - Power output: GST18i3 socket, black
 - Incl. safety plug catch



STEP BASE 3 x earthing contact red, GST18, max. 16 A / 230 V~ / 3680 W Length: approx. 220 mm

- 336.601
- Light-grey plastic profile, red socket outlets
 - 3 x socket outlet with earthing contact, set at 35°
 - Power input: GST18i3 plug, black
 - Power output: GST18i3 socket, black
 - Incl. safety plug catch



STEP BASE 4 x earthing contact, GST18, max. 16 A / 230 V~ / 3680 W Length: approx. 262.5 mm

- 336.604
- Light-grey plastic profile, black socket outlets
 - 4 x socket outlet with earthing contact, set at 35°
 - Power input: GST18i3 plug, black
 - Power output: GST18i3 socket, black
 - Incl. safety plug catch



Suitable mountings on page 222

Max. 16A/230V~



Art. no. | Version

STEP ALU 1 x switch, 3 x earthing contact, GST18, max. 16 A / 230 V~ / 3680 W Length: approx. 262.5 mm

1 x switch, controls sockets only

- 906.003
- Anodised aluminium profile, socket outlets black
 - 1 switch, green, 2-pole, illuminated, switches sockets only (not power output)
 - 3 x socket outlet with earthing contact, set at 35°
 - Power input: GST18i3 plug, black
 - Power output: GST18i3 socket, black
 - Incl. safety plug catch

**STEP ALU 1 x switch, 3 x earthing contact, GST18, max. 16 A / 230 V~ / 3680 W** Length: approx. 262.5 mm

1 x switch, controls power input (sockets and power output)

- 906.031
- Anodised aluminium profile, socket outlets black
 - 1 switch, green, 2-pole, illuminated, controls power input
 - 3 x socket outlet with earthing contact, set at 35°
 - Power input: GST18i3 plug, black
 - Power output: GST18i3 socket, black
 - Incl. safety plug catch

**STEP ALU, GST18, max. 16 A / 230 V~ / 3680 W** Length: approx. 220 mm **C**

1 x custom module

- 906.000
- 1 anodised aluminium profile 1 HU
 - 3 x socket outlet with earthing contact, set at 35°
 - 1 custom module cover, blank
 - Power input: GST18i3 plug, black
 - Power output: GST18i3 socket, black
 - Incl. safety plug catch

**STEP ALU, GST18, max. 16 A / 230 V~ / 3680 W** Length: approx. 220 mm

Overvoltage protection

- 336.004
- Anodised aluminium profile 1 HU
 - 1 overvoltage protection unit, 6.5 kA, with function and fail indicator; mains filter 30 MHz
 - Power input: GST18i3 plug, black
 - Power output: GST18i3 socket, black
 - Incl. safety plug catch

**STEP ALU, GST18, max. 16 A / 230 V~ / 3680 W** Length: approx. 220 mm

Miniature circuit breaker, 16A

- 336.015
- Anodised aluminium profile 1 HU
 - 1 miniature circuit breaker, 16 A, 2-pole, type B
 - Power input: GST18i3 plug, black
 - Power output: GST18i3 socket, black
 - Incl. safety plug catch

**STEP ALU, GST18, max. 16 A / 230 V~ / 3680 W** Length: approx. 220 mm

Residual current device 16A, 10 mA

- 906.067
- Anodised aluminium profile, socket outlets black
 - Residual current device 16A, tripping current 10 mA, response time 30 ms, 2-pole
 - Power input: GST18i3 plug, black
 - Power output: GST18i3 socket, black
 - Incl. safety plug catch



Suitable mountings on page 222

Automatic switchoff

Save power automatically



The Bachmann automatic switchoff unit allows efficient savings in power consumption without major wiring outlay when equipment is not in use. No longer is the proper shutdown of equipment left to chance; now power is conserved when consumption falls below a defined threshold. The effectiveness of this system exceeds the savings possible with master-and-slave power strips, since practically no standby current is drawn by the master device and power consumption during non-use hours is exactly zero. The automatic switchoff device thus saves some 70 euros annually in standby power.

Max. 16 A/230 V~



Art. no. | Version

STEP ALU, automatic switchoff, GST18, max. 16 A / 230 V~ / 3680 W

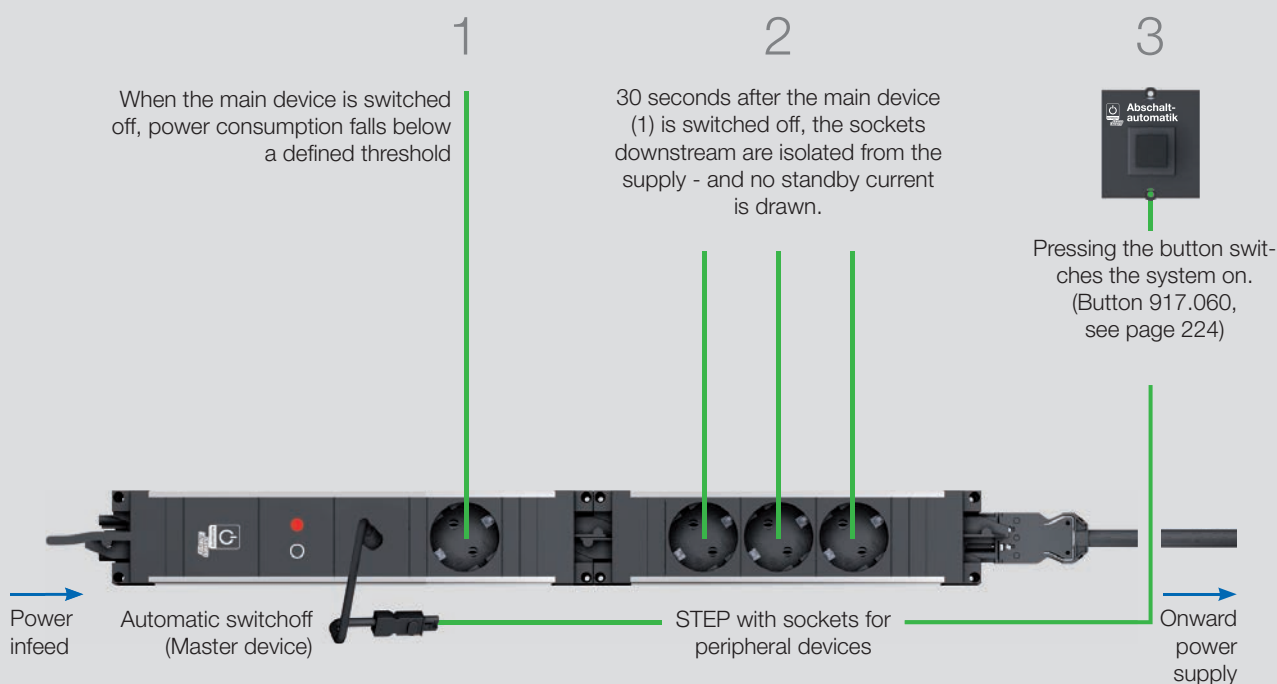
Length: approx. 263 mm

Suitable mountings on page 222

- 906.005
- Anodised aluminium profile 1 HU
 - 1 automatic switchoff unit with adjustable threshold
 - Power input: GST18i3 plug, black
 - Power output: GST18i3 socket, black
 - Incl. safety plug catch




How the automatic switchoff works



Suitable mountings on page 222

Tradesman's strips: robust professional quality



- Separate earth conductor of up to 4 mm² connects directly
- Easily accessible terminal to allow other conductor lengths to be connected
- End caps with additional screw holes for mounting on different profiles (T-slot or upright)
- Outlet sockets set at 90° with 15 mm additional spacing - ideal for mains plugs with large housings
- 2.0 m cable, H05VV-F 3G 1.50 mm² with right-angle earthed plug

Art. no.	Version	
Tradesman's strip, sockets set at 90°, max. 16 A / 230 V~ / 3680 W		
Without switch		
300.000	· 6 x socket outlet with earthing contact, set at 90°	
300.001	· 9 x socket outlet with earthing contact, set at 90°	
300.002	· 12 x socket outlet with earthing contact, set at 90°	
With switch, 2-pole, green, illuminated		
300.003	· 6 x socket outlet with earthing contact, set at 90°	
300.004	· 9 x socket outlet with earthing contact, set at 90°	
300.005	· 12 x socket outlet with earthing contact, set at 90°	



Power strip for horizontal mounting

- Combination of sockets and various custom modules (see page 224)
- Can be mounted on T-slot profiles and upright profiles of various manufacturers with the metal mounting brackets provided, but fully insulated from the socket profile (ESD-capable)
- Power infeed direct to mains input via supply cable (see page 225) or via feed modules (see from page 215)

Art. no.	Version	
Universal ALU 2 x switch, 6 x earthing contact, max. 16 A / 230 V~ / 3680 W		Length: approx. 920 mm 
906.039*	<ul style="list-style-type: none"> · Anodised aluminium profile, > 1 HU · 1 switch, green, 2-pole, controls sockets · 3 x socket outlet with earthing contact, black, set at 35° · 5 x custom module covers, blank · 3 x socket outlet with earthing contact, black, set at 35° · 1 switch, red, 2-pole, controls power output · Power input: GST18i3 plug, black · Incl. safety plug catch 	



TWIN: for workstations requiring a large number of sockets

- Compact dimensions thanks to arrangement of sockets on 2 profile tracks
- Can be mounted on T-slot profiles and upright profiles of various manufacturers with the metal mounting brackets provided, but fully insulated from the socket profile (ESD-capable)
- Strips can optionally be fitted with data or media technology modules (from page 224)
- Power infeed direct to mains input via supply cable (see page 225) or via feed modules (see from page 215)

Art. no.	Version	
Universal ALU, 10 x earthing contact, max. 16 A / 230 V~ / 3680 W		Length: approx. 366 mm 
922.014*	<ul style="list-style-type: none"> · Anodised aluminium profile, > 1 HU · 2 x socket outlet with earthing contact, set at 35° · 2 x custom module covers, blank · Power input: 0.1 m H05VV-F 3G 1.50mm² black, with GST18i3 plug · Incl. 4 mounting brackets 940.096 (see page 222) 	



*No storage type / Suitable mountings on page 222

Mountings

Suitable for all systems



Mountings for the FACTORY and STEP ranges of power strip onto T-slot profiles, upright profiles and tabletops.

- ESD-compatible mountings
- Simple to fit, can be flexibly swapped
- Use standard M8 or M6 screws and ordinary tools

Fixing accessories for Bachmann PDUs



Art. no. | Version

Plastic bracket set for Factory, STEP and Universal power strips

Plastic

- 509.000
- Plastic bracket set:
 - Holes for M8 and M6 bolts
 - Light grey colour similar to RAL7035



Stainless steel

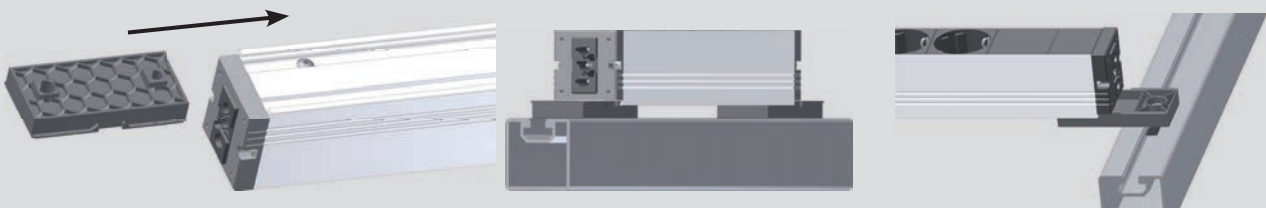
mounting bracket

- 940.096
- Inserts into rear of FACTORY and STEP profiles and in end cap of Universal
 - Ideal when using power strips with data connections (data and media cables exit from rear)
 - 2 items, packed in polythene



Bolts

- 509.015
- For 10 mm T-slot profile
- Contents:
- 2 M6 x 16 bolts DIN 7984-8.8
 - 2 U-washers for M6 (D6.4), zinc-plated
 - 2 T-slot nuts M6, zinc-plated




Plastic brackets allow versatile mounting on T-slot or upright profiles. The brackets are inserted into the profile groove on the rear of the strip. Suitable for power strips in the FACTORY and STEP series.



Use of bracket with STEP power strips with height 36 mm.

No ESD capability specified.



Use of bracket with UNIVERSAL power strips. The bracket simply slots into the UNIVERSAL end cap and can be fixed in various positions.

DESK 1 - versatile tabletop power strip

DESK 1 power strips as tabletop units for workstations, letting you combine power outlets with data and media technology modules

- Combine power outlets with data and media modules
- Sockets and power outlets can be switched off to save energy
- Mounts on tabletop workstations with screws or brackets (available separately)
- Strips can optionally be fitted with data or media technology modules (see from page 224)
- Power infeed direct to mains input via supply cable (see page 225) or via feed modules (see from page 215)



Rear



Max. 16A/230V~

Art. no. | Version

DESK 1 x switch, 3 x earthing contact, max. 16 A / 230 V~ / 3680 W Length: approx. 268 mm

- 339.1001
- Anodised aluminium profile, socket outlets black
 - 1 x switch, green, 2-pole, illuminated, controls sockets
 - 3 x socket outlet with earthing contact, set at 35°
 - Power input: 3.0 m H05VV-F 3G 1.50mm² black, with right-angle earthed plug
 - incl. standard brackets



DESK 1 x switch, 3 x earthing contact, GST18, max. 16 A / 230 V~ / 3680 W Length: approx. 368 mm **C**

1 x custom module

- 902.017
- Anodised aluminium profile, socket outlets black
 - 1 x switch, green, 2-pole, illuminated, controls sockets and power outlet
 - 3 x socket outlet with earthing contact, set at 35°
 - 1 custom module cover, blank
 - Power input: GST18i3 plug, black
 - Power output: GST18i3 socket, black
 - Does not include brackets (available separately)



DESK 1 x switch, 3 x earthing contact, GST18, max. 16 A / 230 V~ / 3680 W Length: approx. 409 mm **C**


2 x custom module

- 902.018
- Anodised aluminium profile, socket outlets black
 - 1 switch, green, 2-pole, illuminated, controls sockets and power output
 - 3 x socket outlet with earthing contact, set at 35°
 - 2 custom module covers, blank
 - Power input: GST18i3 plug, black
 - Power output: GST18i3 socket, black
 - Brackets not included (available separately)



DESK standard brackets for tabletop thicknesses up to 50 mm

- 930.120
- Anodised aluminium, thickness approx. 9 mm
- Contents:
- 2 support brackets, anodised aluminium
 - 2 M5 x 60 mm Allen bolts



DESK end cap screws for tabletop thicknesses over 15 mm

- 930.183
- 2 x Spax screw, 5 x 90 mm incl. brass threaded sleeve



Custom modules

for networks, media and programming

Bachmann custom modules are the central building blocks for network, media or programming connections, and fit easily and flexibly into power strip units with custom module covers.



- Flexibly interchangeable modules
 - Simple to connect using socket/socket versions and connecting cables
 - Can be purchased as a kit
 - Can be fitted or replaced later
(Warranty is not affected by fitting/replacement since each frame is insulated separately)
 - Screws and frames are designed for approx. 10 bolting cycles
 - Bolts = Torx T6
- For other versions see page 142 onwards**

Art. no.

**Module 2 x keystone**

917.000

- Module, black, accepts 2 data sockets with keystone mounting system

**Module 1 x keystone**

917.001

- Module, black, accepts 1 data socket with keystone mounting system

**OWG-LC duplex keystone**

918.071

- OWG-LC duplex coupler
- Keystone fixing
- Suitable for modules 917.000 and 917.001

**OWG-SC keystone**

918.072

- OWG-SC coupler
- Keystone fixing
- Suitable for modules 917.000 and 917.001

**PS2 mouse + keyboard**

917.031

- Front: PS2 MiniDIN sockets (mint green for mouse and lilac for keyboard)
- Rear: PS2 MiniDIN sockets (mint green for mouse and lilac for keyboard)

**Button for automatic switchoff**

917.060

- Front: button, black for automatic switchoff
- Rear: 1.0 m H05VV-F 2 x 0.75mm² black with Wieland GST 15i2 plug connection
- Use in any socket unit with custom modules

Art. no.

**CAT6 coupling socket/socket**

940.044

- Type: BTR E-DAT
- Front: RJ45 (keystone fixing)
- Rear: RJ45 (E-DAT mounting)
- Shielded
- Suitable for modules 917.000 and 917.001

**CAT5e coupling socket/socket**

940.057

- Front: RJ45 (keystone fixing)
- Rear: RJ45 (keystone fixing)
- Shielded
- Suitable for modules 917.000 and 917.001

**ISDN RJ12 socket/socket**

940.085

- Front: RJ12 (keystone fixing)
- Rear: RJ12 (keystone fixing)
- Unshielded
- Suitable for modules 917.000 and 917.001

**CAT6a 10GB patch cable plug/socket 3.0 m**


918.033

- Front: Socket RJ45 CAT6a TKM 10GB
- Cable, black, with RJ45 plug
- Shielded
- Suitable for modules 917.000 and 917.001

**BNC RGB**

917.090

- Front + rear: BNC RGB socket

**RS232**

917.012

- Front + rear: 9-pole RS232 socket

27.63

Supply cables and distributors



For supplying or linking multiple power strips we offer cables featuring the Wieland GST18 connectors that are used worldwide.

- Prefabricated cables in various lengths
- Plug connectors conforming to world standards, contact-protected
- With mandatory latching to power strips
- Connect to power strips without tools
- Can subsequently be removed
- Power input can be earthed via the separate earthing connection on device supply cables 375.115 – 375.117



Art. no.	Length	Version
----------	--------	---------

Device supply cable, GST18/earthing contact		
With extra earth connection		
375.115	2.0 m	• Cable: H05VV-F 3G 1.50 mm ²
375.116	3.0 m	• End 1: Right angle plug with earthing contact
375.117	5.0 m	• End 2: Wieland GST18i3 socket with 0.3 m 2.5 mm ² green/yellow • with M6 ring termination



Device supply cable, GST18/earthing contact		
375.000	1.5 m	• Cable: H05VV-F 3G 1.50 mm ²
375.075	2.0 m	• End 1: Right angle plug with earthing contact
375.003	3.0 m	• End 2: Wieland GST18i3 socket
375.005	4.0 m	
375.007	5.0 m	
375.039	10.0 m	




Device extension cable, GST18/GST18		
375.050	0.3 m	• Cable: H05VV-F 3G 1.50 mm ²
375.053	1.0 m	• End 1: Wieland GST18i3 plug
375.038	2.0 m	• End 2: Wieland GST18i3 socket
375.055	3.0 m	



Tapping cable, GST18/earthing contact coupling		
Extends length from - to		
375.097	0.5 - 2.5 m	• Spiral device extension cable
375.098	1.0 - 5.0 m	• Cable: H07BQ-F 3G 1.50mm ² orange • End 1: Wieland GST18i3 plug • End 2: Earth contact coupling, black



Multipliers		
For power distribution		
375.101	1 x input, 2 x output (1)	• Input: 3-pole plug
375.102	1 x input, 2 x output (2)	• Output: 3-pole socket
375.105	1 x input, 2 x output (3)	



Through-wired for 3-phase power, 5 and 3-pole		
375.106	1 x input, 1+6 x output	• Input: 1 x 5-pole plug • Output: 1 x 5-pole socket • 6 x 3-pole socket per outer cable



Coupler		
No interlock		
375.500	GST input/GST outlet	• For simple connecting of e.g. 2 Factory power strips



FACTORY LIGHT

Good light for assembly workstations

Good lighting facilitates productivity and well-being. To meet the particular lighting requirements of assembly workstations, our collaboration with Siteco has developed highly specific lamp systems. These lamp types, for mounting horizontally above the work area or vertically on an upright profile, create bright light over a wide area of the workstation. Depending on specific requirements the lamps may be used singly or in combination.

The outrigger lamp, for fitting to a vertical upright profile (770.000) can also be rotated and swivelled, allowing adjustment of the beam angle to the specific needs of the employees and the task. It offers the best conditions for absolutely glare-free light, facilitating efficient work and low fatigue levels. Both models use fluorescent light sources, anodised louvres and electronic ballast units to offer maximum effectiveness and maximum energy savings.

Art. no. | Version

SITECO assembly area outrigger lamp

Length: 610 mm, width: 125 mm

- 770.000*
- Lamp in aluminium profile similar to RAL9006, matt
 - Incl. 1 x TC-L 36W / 840 light source
 - Electronic ballast to minimise power loss
 - Aluminium specular louvre, satin anodised, for high lighting comfort and high efficiency
 - Mounts on vertical profile frames
 - Outrigger arm turns through 360° and swivels through 180°, so can be set up individually
 - Can be mounted without opening lamp
 - GST 18/3 power input

SITECO assembly area horizontal mounting lamp Length: 899 mm, width 87 mm (incl. fixing bracket 126 mm)

- 770.001
- Lamp in aluminium profile similar to RAL9006, matt
 - Incl. 1 x T16 39W / 840 light source
 - Electronic ballast to minimise power loss
 - Aluminium specular louvre, satin anodised, for high lighting comfort and high efficiency
 - CRF (contrast rendering factor) louvre to avoid reflected glare
 - Mounts on horizontal roof section
 - Can be mounted without opening lamp
 - GST 18/3 power input + power output with 3-pole through wiring



Outrigger



Note

These lamps should be operated via BACHMANN FACTORY power strips with switched power outlets (see pages 212) or any other external switch. They have no built-in switch of their own.

Eulumdat data is available on request.

* No storage type

FACTORY SPOTLIGHT

Light exactly where you need it

There are certain situations in which a particularly high brightness of light on the workpiece is essential. The LED flexible arm lamp (770.002) allows you to match the light intensity and angle of illumination quickly and flexibly to any work situation. The high-quality flexible tube allows quick and precise positioning of the lamp head. Thanks to the use of LEDs this remains considerably cooler than a 20 W halogen lamp, yet is brighter than a 35 W halogen lamp. Where there is a particular need for illumination of a specific area, our LED flexible arm lamp forms the ideal complement to wide-area workplace illumination (see FACTORY LIGHT 770.000 + 770.001).

Art. no. | Version

Flexible-arm LED lamp for assembly areas

- 770.002
- High-performance lamp head with 3 x 3 W POWER LED, cool white, 30° beam angle
 - Up to 60 000 operating hours (designed for continuous use)
 - Illuminance 5000 lux at distance of 0.5 m
 - Luminous flux 600 lumens
 - Lamp head IP 64 protected (against dust and splashwater)
 - Special mounting bracket for fitting to T-slot profiles
 - of various manufacturers
 - External LED operating unit (IP 20) with GST 18/3 power connection
 - Flexible arm length 500 mm, lamp head diameter 75 mm
 - Operating voltage 230V AC



Cost comparison of LED lamp with conventional lighting

Type	LED lamp	Incandescent lamp	Halogen lamp
Acquisition costs of lamp in €	360.00	150.00	250.00
Cost of illuminant, each, in €	–	1.50	4.00
Lifetime of illuminant, hours	60 000	approx. 1000	approx. 2000
Power consumption	9 W	60 W	20 W
Illuminant costs after 60 000 operating hours, in €	–	90.00	120.00
Energy consumption after 60 000 operating hours, in kWh	540	3600	1200
Costs (approx. €0.20/kWh)	108.00	720.00	240.00
Total costs after 60 000 operating hours in €	468.00	960.00	610.00

Calculated for 60 000 operating hours

Electrical materials



Socket outlets

- NEW** WiFi / radio multiple-socket outlets 232
- Energy saving 240
- PRIMO..... 242
- DUO..... 248
- COMPACT..... 249
- NEW** CONNECT LINE 250
- CONNECTUS 252
- TRADESMAN'S STRIP 256
- SMARTLINE 260
- Other socket outlets..... 268

Cables

- Connecting cables 270
- Spiral cable 280
- Extensions 284



Construction site accessories

CEE material 288

Cable reels 289

Lighting 300

Adaptors

Personal circuit breakers / PRCD-S 310

Personal circuit breakers / PRCD 312

Energy measuring instruments 313

Timer switches 314

Travel plugs 315

Skross travel plugs 316

Plugs / couplings

Euro plugs 318

Earthing contact, plastic 322

Earthing contact, rubber 323

inter  **BAR** / Accessories 329

World of opportunities




Function modules can be integrated ex factory




Overvoltage protection

These days the failure of electrical and electronic equipment is a real nightmare scenario. Protection against excess electric voltage is more important than ever for electrical and electronic equipment. "24/7 availability" is now essential for many users. Don't worry: the Bachmann strip with built-in overvoltage protection is the answer.



Mains and frequency filters

Mains and frequency filters ensure effective screening and smoothing of the input voltage. Only "clean" voltage gets through our mains and frequency filters. Voltage stabilisation and the filtering out of disturbance frequencies allows the connected device to run properly and smoothly.




Automatic switchoff

The automatic switch-off unit allows efficient savings in power consumption by modern-day office equipment during non-working hours. Switching equipment off completely is no longer left to chance: power saving now begins as soon as the workstation PC is shut down. The effectiveness of this system exceeds the savings possible with master-and-slave multiple-socket outlets, since virtually no standby current is drawn by the master device and total power consumption during on-working hours is zero.

USB charger

The USB charger component has 2 ports with max. 2.15 A. Integrated in Bachmann products, the ability to charge mobile devices using the universal USB charger is very convenient and the integrated mains adaptor frees up socket outlets too.



Residual current circuit breaker / miniature circuit breaker

The residual current circuit breaker / miniature circuit breaker integrated in a Bachmann strip gives you peace of mind. The user can select between the two circuit breakers. But they can of course be combined too.




868 MHz radio modules

The radio modules allow socket outlets to be remotely switched by hand. Great attention is paid to the radio range, radio penetration and switching reliability. The flexibility and convenience of our radio technology can be seen in applications such as controlling circulating pumps (heating), devices behind furniture and in other hard-to-reach locations, room lighting, and appliances with standby mode (e.g. entertainment systems).



WiFi module

The new BlueNet WiFi module provides three separate switching and measuring groups for extended power metering and temperature measuring, the switching of individual socket outlets and complete power strips. The management interface is integrated in the web server and is operated via the web browser in the network or with Dynamic DNS via the Internet. The BlueNet WiFi app is available for mobile end devices. Switching can be performed both manually and automatically using load, temperature or time thresholds which can be set individually.



Bachmann products provide solutions that are as individual as life itself.



**NEW**

BlueNet WiFi products

Comfort and energy-aware lifestyle thanks
to automatic control of electrical consumers

BlueNet
Efficient Power Management





SAFETY

Through simulation of presence and e-mail notifications or automatic cut-off. For example, in the event of overload or underload or a preset temperature.

SAFETY AND COST CONTROL

Control and monitor office consumers with BlueNet WiFi underfloor systems, also available as a retrofit solution that is easy to integrate.



SAFETY AND AVAILABILITY

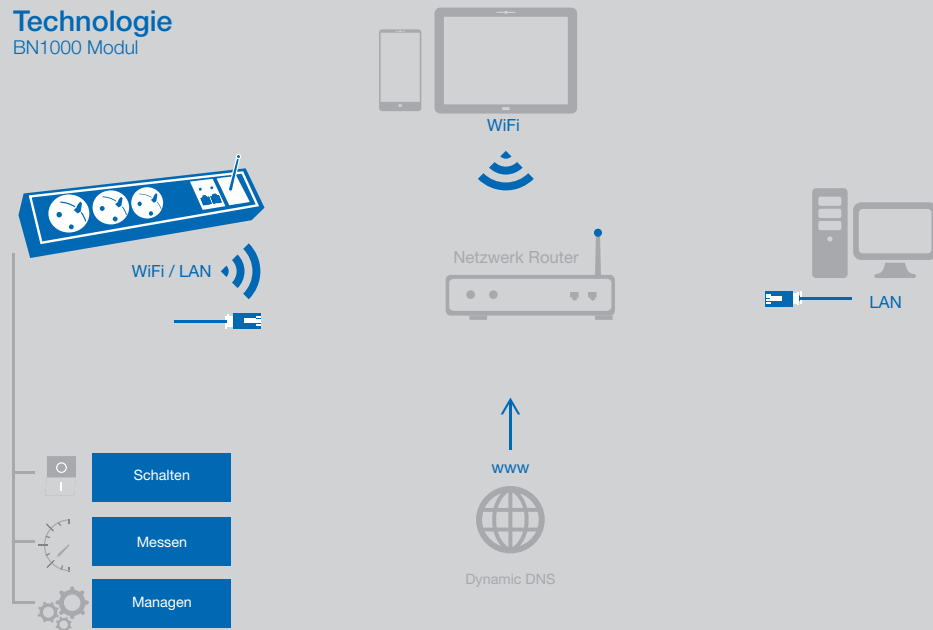
The low-cost complete solution for server rooms or smaller IT infrastructures for metering, switching and managing.

**COST CONTROL,
RESOURCE PLANNING AND LOAD
MANAGEMENT**

with the BlueNet WiFi module

BlueNet WiFi module

Technologie
BN1000 Modul



NEW

BlueNet WiFi module

The complete solution for small and mid-sized IT applications

BlueNet
Efficient Power Management

The new BlueNet WiFi module now provides three separate switching and measuring groups for extended power metering and temperature measuring, the switching of individual socket outlets and complete power strips. The management interface is integrated in the web server and is operated via the web browser in the network or with Dynamic DNS via the Internet.

The BlueNet WiFi App is available for mobile personal devices. The maximum switching capacity is a full 16 A per switching group. Switching can be performed both manually and automatically using load, temperature or time thresholds which can be set individually. The BlueNet WiFi module can be integrated in virtually all Bachmann products. External temperature sensors are available as accessories in lengths of 3 m, 10 m and 20 m. An external RP-SMA antenna connection is provided for all Bachmann's BlueNet WiFi products. External WiFi antennas are also available as accessories.

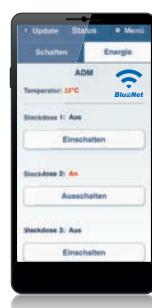
Thanks to its compact design, the BlueNet WiFi module can be integrated in the modular Bachmann system and combined with connector systems, basic products and other components.

The benefits at a glance

- 3 switching groups of 16 A each
- Temperature measurement and power metering
- Load management and cost control
- Management via web interface and mobile app
- Remote online access via Dynamic DNS
- WiFi (802.11 b/g/n) and Ethernet connectivity

App for smartphones or tablet PCs

The app is available from the Play Store (for Android) or the App Store (for iOS) by searching for BlueNet WiFi. The present temperature, current switching statuses and current power metering data are displayed. The socket outlets can be switched on and off. If a Dynamic DNS address is entered, this entire functional scope can be accessed remotely via 3G or 4G.



Art. no. | Version

Tradesman's strip with BlueNet WiFi module	
2.0 m H05VV-F 3G 1.5 mm ² , black, with right angle plug with earthing contact, without switch	
820.004	<ul style="list-style-type: none"> • 3 x socket outlet with earthing contact, can be switched individually • BlueNet WiFi module
820.053	<ul style="list-style-type: none"> • 3 x socket outlet with earthing contact, can be switched individually • 1 x socket outlet with earthing contact, continuous voltage • BlueNet WiFi module
820.005	<ul style="list-style-type: none"> • 6 x socket outlet with earthing contact, can be switched in groups of 2 • BlueNet WiFi module
820.006	<ul style="list-style-type: none"> • 6 x socket outlet with earthing contact, can be switched in groups of 2 • Overvoltage protection + mains and frequency filters • BlueNet WiFi module
820.007	<ul style="list-style-type: none"> • 6 x socket outlet with earthing contact, can be switched in groups of 2 • 2 x socket outlet with earthing contact, continuous voltage • BlueNet WiFi module

CONNECT LINE with BlueNet WiFi module	
2.0 m H05VV-F 3G 1.5 mm ² , black, with right angle plug with earthing contact, without switch	
820.012	<ul style="list-style-type: none"> • 3 x socket outlet with earthing contact, can be switched individually • BlueNet WiFi module
820.054	<ul style="list-style-type: none"> • 3 x socket outlet with earthing contact, can be switched individually • 1 x socket outlet with earthing contact, continuous voltage • BlueNet WiFi module
820.013	<ul style="list-style-type: none"> • 6 x socket outlet with earthing contact, can be switched in groups of 2 • BlueNet WiFi module
820.014	<ul style="list-style-type: none"> • 6 x socket outlet with earthing contact, can be switched in groups of 2 • Overvoltage protection + mains and frequency filters • BlueNet WiFi module
820.015	<ul style="list-style-type: none"> • 6 x socket outlet with earthing contact, can be switched in groups of 2 • 2 x socket outlet with earthing contact, continuous voltage • Overvoltage protection + mains and frequency filters • BlueNet WiFi module



**NEW**

Radio systems

Comfort and energy-aware lifestyle thanks to automatic control of electrical consumers





COMFORTABLE AND RELIABLE SWITCHING

of electrical consumers, even in hard-to-reach places

CONVENIENT AND COMFORTABLE REMOTE

switching of entertainment electronics. Permanent sockets for important consumers

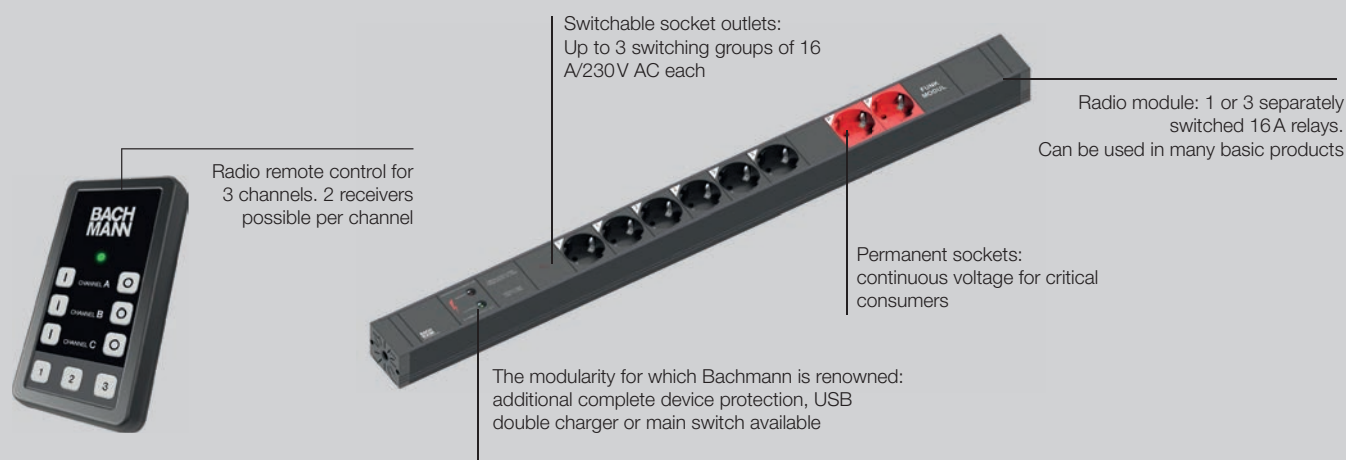


HIGH RADIO PENETRATION AND RANGE

for warehouses, manufacturing plants and workshops

LARGE RANGE AND FLEXIBLE GROUP SWITCHING

simplify any remotely-switched outdoor lighting scenario

**NEW**

868 MHz radio modules

Remote switching with remote control

The radio modules, based on a proprietary 868 MHz ISM band radio standard, allow socket outlets to be manually remote-controlled. The optimised module size enables the radio module to be used with almost every Bachmann product. Particular attention has been given to radio range, penetration and switching reliability.

Easy to use – highly flexible

Our remote control system can be taught on the radio modules with a simple method that does not require buttons or hardware coding. Three switching groups are available on the remote control, each of which can be assigned to two radio modules, offering a wide range of possible switching scenarios. The flexibility and convenience of our radio technology can be seen in applications such as controlling circulating pumps (heating), devices behind furniture and in other hard-to-reach locations, room lighting, and appliances with standby mode (e.g. entertainment systems).

The benefits at a glance

- Easy setup and operation
- Good radio penetration and reliability
- Flexible use
- Radio range min. 50 m outdoors

Art. no. | Version

Accessories for radio remote control modules

Remote control for switching radio modules, compatible with standard and SART modules

821.017	<ul style="list-style-type: none"> · 3 groups with 2 buttons each (ON/OFF) · Status LED · 3 buttons for pairing · Sturdy design · Operate with 2 x micro AAA battery
---------	---



Art. no. | Version

Tradesman's strip with 868 MHz radio module2.0 m H05VV-F 3G 1.5 mm², black, with right angle plug with earthing contact, without switch

821.000	<ul style="list-style-type: none"> · 3 x socket outlet with earthing contact, can be switched jointly · Radio module with one switching group
821.001	<ul style="list-style-type: none"> · 6 x socket outlet with earthing contact, can be switched jointly · Radio module with one switching group
821.002	<ul style="list-style-type: none"> · 6 x socket outlet with earthing contact, can be switched jointly · Overvoltage protection + mains and frequency filters · Radio module with one switching group
821.003	<ul style="list-style-type: none"> · 6 x socket outlet with earthing contact, can be switched in groups of 2 · 2 x socket outlet with earthing contact, continuous voltage · Overvoltage protection + mains and frequency filters · Radio module with 3 switching groups
821.032	<ul style="list-style-type: none"> · 3 x socket outlet with earthing contact, can be switched jointly · Radio module with one switching group · 1 x socket outlet with earthing contact, continuous voltage
821.033	<ul style="list-style-type: none"> · 3 x socket outlet with earthing contact, can be switched individually · Radio module with 3 switching groups · 1 x socket outlet with earthing contact, continuous voltage



Art. no. | Version

Connect Line with 868 MHz radio module2.0 m H05VV-F 3G 1.5 mm², black, with right angle plug with earthing contact, without switch

821.008	<ul style="list-style-type: none"> · 3 x socket outlet with earthing contact, can be switched jointly · Radio module with one switching group
821.009	<ul style="list-style-type: none"> · 6 x socket outlet with earthing contact, can be switched jointly · Radio module with one switching group
821.010	<ul style="list-style-type: none"> · 6 x socket outlet with earthing contact, can be switched jointly · Overvoltage protection + mains and frequency filters · Radio module with one switching group
821.011	<ul style="list-style-type: none"> · 6 x socket outlet with earthing contact, can be switched in groups of 2 · 2 x socket outlet with earthing contact, continuous voltage · Overvoltage protection + mains and frequency filters · Radio module with 3 switching groups
821.030	<ul style="list-style-type: none"> · 3 x socket outlet with earthing contact, can be switched jointly · Radio module with one switching group · 1 x socket outlet with earthing contact, continuous voltage
821.031	<ul style="list-style-type: none"> · 3 x socket outlet with earthing contact, can be switched individually · Radio module with 3 switching groups · 1 x socket outlet with earthing contact, continuous voltage





Automatic switchoff

Switch off and save power



The Bachmann automatic switchoff unit allows efficient savings in power consumption by modern-day office equipment during non-working hours without a major outlay on wiring.

Switching equipment off completely is no longer left to chance; power saving now begins as soon as the workstation PC is shut down.

The effectiveness of this system exceeds the savings possible with master-and-slave multiple-socket outlets, since **no standby current is drawn by the master device** and total power consumption during on-working hours is exactly zero.

The benefits at a glance

- Complete interrupt
- No standby current is drawn by the master device
- No electricity - no fire risk
- Potential saving of up to €70 per year and workstation
- Improvement to carbon footprint

Automatic switchoff 

While power outlets with switches are mostly well suited to energy saving, since they can prevent the connected equipment being left in standby mode, unfortunately people often forget to switch them off. The automatic switchoff device saves energy automatically, using intelligent electronics.

- 30 seconds after switch-off/shutdown of the device plugged into the master socket, automatically cuts off power to all devices plugged into the slave sockets (e.g. PC, TV).
- Power can be restored simply by pressing the button.
- Optional remote-controlled relay (can be simply mounted on the desk/table top)
- Energy saving per workstation (with PC, monitor and printer) up to 200 kWh/year



~ €40 per year per workstation

Master & slave 

Energy can also be automatically saved using a master and slave power strip. When the device plugged into the master socket is switched off or on, this and all the devices connected to the slave sockets (e.g. PC, TV) are automatically switched off or on accordingly. A particularly convenient feature is that the master-and-slave electronics is also suitable for master appliances with remote control.

- Once master device is shut down/switched off, automatically isolates this and all slave devices from supply
- Automatically switches on master device and all slave devices once master device has been switched on
- Integral LED indicates switching status
- Energy saving per workstation (with PC, monitor and printer) up to 150 kWh/year



~ €25 per year

Timer switch 

Numerous appliances both at home and at work can be used significantly more efficiently with a simple-to-operate timer switch. The timer switch never forgets, and so the user need not be concerned with switching on and off.

- Switches connected devices on and off automatically in the timeframe selected



Timer switches p. 292

Energy measuring instrument 

Identifying "power guzzlers" is essential if monitoring and reduction of energy consumption is to be effective. This energy measuring instrument gives a complete and clear overview of which device or group of devices is consuming excessive power. It measures energy consumption (kWh) and current effective power (W), thus enabling the desired savings to be made.

- For monitoring energy consumption and advance energy cost calculation for the devices connected
- With plug adaptor for mobile use with different consumers

Energy measurement instruments p. 291



These figures do not refer to the product shown specifically and are not a part of the product offer but are provided solely for purposes of comparison.



PRIMO

Power strips for professionals



The benefits at a glance

- Tested components
- Halogen and PVC-free socket recesses
- Variants with:
 - overvoltage protection conforming to DIN VDE 0620-1:01-2002, EN 61643-11:08-2007, type 3
 - mains and frequency filters to VDE 0565-3:05-2006 for voltage peaks up to 30 MHz
 - USB charger with 2.150mA charging current

Max. 16A/3680W

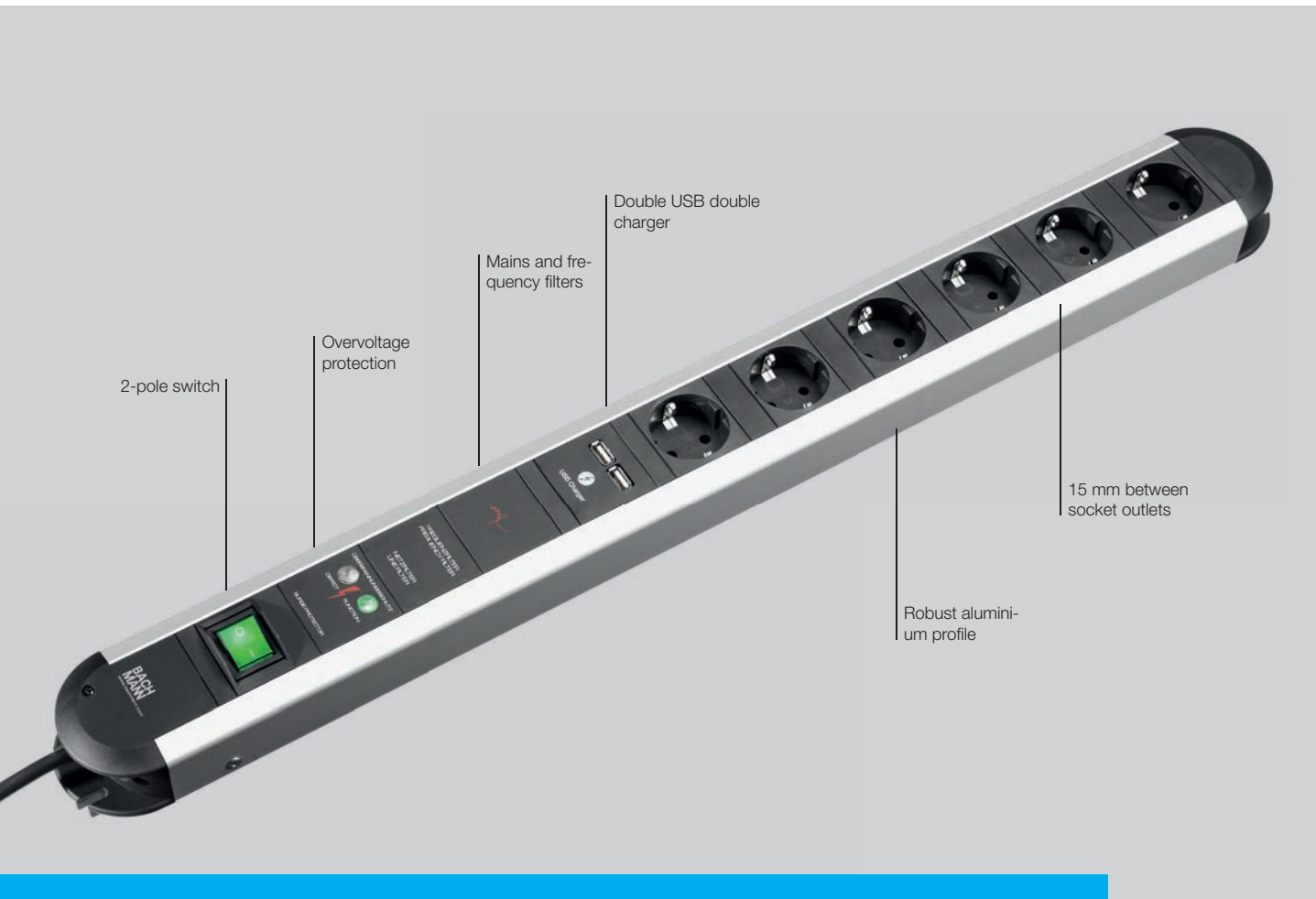
- 1.75 m supply cable: H05VV-F 3G 1.50 mm², socket inserts black, with moulded right angle plug with earthing contact

Art. no.	Version	Dimensions: (L x W x H)
PRIMO		
Without switch		
331.000	· 3 x socket outlet with earthing contact. black	approx. 304 x 71 x 46 mm
331.010	· 6 x socket outlet with earthing contact. black	approx. 431 x 71 x 46 mm
331.011	· 9 x socket outlet with earthing contact. black	approx. 560 x 71 x 46 mm
331.012	· 12 x socket outlet with earthing contact. black	approx. 690 x 71 x 46 mm
PRIMO		
1 x switch, green		
330.070	· 3 socket outlets with earthing contact, black	approx. 304 x 71 x 54 mm
330.071	· 6 socket outlets with earthing contact, black	approx. 431 x 71 x 54 mm
330.072	· 9 socket outlets with earthing contact, black	approx. 560 x 71 x 54 mm
330.073	· 12 socket outlets with earthing contact, black	approx. 690 x 71 x 54 mm
PRIMO, 6 x earthing contact		
1 x overvoltage protection, without switch		
331.014	· 6 x socket outlet with earthing contact · Overvoltage and transient protection · Discharge current 6.5 kA	approx. 474 x 71 x 47 mm
PRIMO, 6 x earthing contact		
1 x overvoltage protection, 1 x switch, green		
331.013	· 6 x socket outlet with earthing contact · Overvoltage and transient protection · Discharge current 6.5 kA · Switch, green	approx. 474 x 71 x 54 mm
PRIMO		
1 x overvoltage protection + mains and frequency filters, without switch		
Overvoltage protection + mains and frequency filters		
331.006	· 6 x socket outlet with earthing contact	approx. 515 x 71 x 47 mm
331.007	· 9 x socket outlet with earthing contact	approx. 645 x 71 x 47 mm
PRIMO		
1 x overvoltage protection + mains and frequency filters, 1 x switch, green		
Overvoltage protection + mains and frequency filters		
Switch, green		
331.071	· 6 x socket outlet with earthing contact	approx. 560 x 71 x 54 mm
331.072	· 9 x socket outlet with earthing contact	approx. 690 x 71 x 54 mm

**Overvoltage protection with filter**

Overvoltage protection - conforms to DIN VDE 0620-1:01-2002, EN 61643-11:08-2007, type 3, discharge current 6.5 kA, response time < 25 nS. Suitable for 16A (miniature fuse on request) with varistors, temperature fuse, gas discharge arrester, visual LED function and failure indicator (acoustic signalling also available on request).

Mains and frequency filters - conforming to VDE 0565-3:05-2006 for voltage peaks up to 30 MHz, damping diagram on data sheet.



Art. no. | Version

PRIMO power strip, complete device protection

Length approx. 690 mm

Overvoltage protection, mains and frequency filters, USB double charger

331.055

- Overvoltage protection
- Mains and frequency filters with function display and fail indicator
- USB double charger 4.75 V-5.25 V; max 2 A
- 6 x socket outlet with earthing contact, set at 90°, black
- 15 mm spacing between socket outlets
- Can be rewired
- 1.75 m supply cable H05VV-F 3G 1.5 mm²
- With moulded right angle plug with earthing contact, black



The benefits at a glance

- Overvoltage protection conforming to DIN VDE 0620-1:01-2002, EN 61643-11:08-2007, type 3
- Mains and frequency filters to VDE 0565-3:05-2006 for voltage peaks up to 30 MHz
- 2.150 mA charging current
- For smartphones, tablet PCs, digital cameras etc.
- Permanently installed, so no separate power supply units required
- Convenient charging
- 6 x socket outlet with earthing contact, set at 90°
- 15 mm between socket outlets

Max. 16A/3680W

- 1.75 m supply cable: H05VV-F 3G 1.50 mm² with moulded right angle plug with earthing contact

Art. no.	Version	Dimensions: (L x W x H)
----------	---------	-------------------------

PRIMO, 6 x earthing contact

1 x overvoltage protection + mains and frequency filters, 1 x ISDN protection, 1 x green switch

331.074*	<ul style="list-style-type: none"> · 6 x socket outlet with earthing contact · Overvoltage protection + mains and frequency filters · ISDN overvoltage protection for · 1 x ISDN input , 3 x ISDN output 	approx. 645 x 71 x 54 mm
----------	--	--------------------------

**PRIMO, 1 + 6 x earthing contact**

Master & slave

332.071	<ul style="list-style-type: none"> · 1 + 6 x socket outlet with earthing contact · Adjustable threshold value 	approx. 573 x 71 x 47 mm
---------	---	--------------------------

**PRIMO, 1 + 6 x earthing contact**

Master & slave, with overvoltage protection + mains and frequency filters

333.071	<ul style="list-style-type: none"> · 1 + 6 x socket outlet with earthing contact · Adjustable threshold value · Overvoltage protection + mains and frequency filters 	approx. 695 x 71 x 47 mm
---------	---	--------------------------

**PRIMO Alu with USB double charger**

8 x socket outlet with earthing contact

331.154	<ul style="list-style-type: none"> · Socket inserts set at 35° · Double USB charging port with 2150 mA · Switch, green · 1.75m H05VV-F 3G1.5 mm² supply cable, black · With right-angled earthing contact plug 	approx. 560 x 71 x 54 mm
---------	--	--------------------------

**PRIMO, 5 x earthing contact**

85 mm socket outlet spacing, without switch

Ideal for mains adaptor plugs

331.032	· 5 x socket outlet with earthing contact. black	approx. 515 x 71 x 46 mm
---------	--	--------------------------

**PRIMO, 6 x earthing contact**

IT red, without switch

331.040	· 6 x red socket outlet with earthing contact for IT circuits	approx. 390 x 71 x 46 mm
---------	---	--------------------------


**PRIMO, 6 x earthing contact**

Residual current device

331.035	<ul style="list-style-type: none"> · 6 x socket outlet with earthing contact · 30 mA residual current device · Tripping time < 30 mS · 2-pole 	approx. 516 x 71 x 83 mm
---------	--	--------------------------



Overvoltage protection with filter: Overvoltage protection - conforms to DIN VDE 0620-1:01-2002, EN 61643-11:08-2007, type 3, discharge current 6.5 kA, response time < 25 nS. Suitable for 16A (miniature fuse on request) with varistors, temperature fuse, gas discharge arrester, visual LED function and failure indicator (acoustic signalling also available on request). Mains and frequency filters - conforming to VDE 0565-3:05-2006 for voltage peaks up to 30 MHz, damping diagram on data sheet.



Ideal for office applications with Wieland supply cable

Art. no. | Version

PRIMO power strip with automatic switchoff Length approx. 670 mm

1 x master, 5 x slave, 2 x continuous operation (red)

- | | |
|---------|---|
| 331.089 | <ul style="list-style-type: none"> · 2 x socket outlet with earthing contact, set at 35° red · 1 x socket outlet with earthing contact, set at 35°, black master · 5 x socket outlet with earthing contact, set at 35°, black slave · 1 x 0.1m H05VV-F 3G 1.5mm² with GST18i3 plug · 2 m supply cable H05VV-F 3G 1.5mm² supplied with right-angled earthing contact plug · 1 x 0.1m H05VV-F 2G 0.75 mm² black with GST15/2 plug · Foot switch with 2 m supply cable H05VV-F 2 G 0.75 mm² |
|---------|---|



The benefits at a glance

- No standby current is drawn by the master device
- No power consumption during on-working hours.
 - 30 seconds after the device connected to the master socket is shut down/switched off, it automatically isolates this and all the devices connected to slave sockets (e.g. PC, TV etc.) from the supply.
 - The two red socket outlets are disconnected from the automatic switchoff in order to keep the power supply for the connected devices (e.g. IP phone, fax, hard disk recorder) continuously in operation.
- Power can be restored simply by pressing the button.
- Wieland connection system GST18 makes the length of the connecting cable flexible




PRIMO	Country code	Socket outlets	Switch	Overvoltage protection	Overvoltage protection for ISDN	Mains and frequency filters	Master&slave	30mA residual current device	Can be rewired	Shuttered	Length in mm	Automatic switchoff	USB double charger
331.000	DE	3	-	-	-	-	-	-	yes	yes	304		
330.070	DE	3	yes	-	-	-	-	-	yes	yes	304		
331.032	DE	5	85 mm between socket outlets						yes	yes	515		
331.010	DE	6	-	-	-	-	-	-	yes	yes	431		
331.040	DE	6	-	-	-	-	-	-	yes	yes	390		
331.035	DE	6	-	-	-	-	-	yes	yes	yes	516		
330.071	DE	6	yes	-	-	-	-	-	yes	yes	431		
331.014	DE	6	-	yes	-	-	-	-	yes	yes	474		
331.013	DE	6	yes	yes	-	-	-	-	yes	yes	474		
331.006	DE	6	-	yes	-	yes	-	-	yes	yes	515		
331.071	DE	6	yes	yes	-	yes	-	-	yes	yes	560		
331.074*	DE	6	yes	yes	yes	yes	-	-	yes	yes	645		
332.071	DE	1+6	-	-	-	-	yes	-	yes	yes	573		
333.071	DE	1+6	-	yes	-	yes	yes	-	yes	yes	695		
331.154	DE	8	yes	-	-	-	-	-	yes	yes	560		
331.011	DE	9	-	-	-	-	-	-	yes	yes	560		
330.072	DE	9	yes	-	-	-	-	-	yes	yes	560		
331.007	DE	9	-	yes	-	yes	-	-	yes	yes	645		
331.072	DE	9	yes	yes	-	yes	-	-	yes	yes	690		
331.012	DE	12	-	-	-	-	-	-	yes	yes	690		
330.073	DE	12	yes	-	-	-	-	-	yes	yes	690		
331.089	DE	8	-	-	-	-	yes	-	yes	yes	670	yes	-
331.055	DE	6	yes	yes	-	yes	-	-	yes	yes	690	-	yes

Overvoltage protection with filter: Overvoltage protection - conforms to DIN VDE 0620-1:01-2002, EN 61643-11:08-2007, type 3, discharge current 6.5 kA, response time < 25 nS. Suitable for 16A (miniature fuse on request) with varistors, temperature fuse, gas discharge arrester, visual LED function and failure indicator (acoustic signalling also available on request). Mains and frequency filters - conforming to VDE 0565-3:05-2006 for voltage peaks up to 30 MHz, damping diagram on data sheet.



DUO High-grade power strip

 Max. 16 A/3680 W

- Supply cable: 1.75 m H05VV-F 3G 1.5 mm², black, with moulded right angle plug with dual earthing contact system, socket inserts black, set at 35°, shuttered

Art. no. | Version | Dimensions: (L x W x H)

DUO 6 x earthing contact		Aluminium
1 x switch		
335.002	· 6 x socket outlet with earthing contact, set at 35° · 1 x switch, green	240 x 116 x 60 mm
DUO 2 x 6 earthing contact		Aluminium
1 x overvoltage protection, 2 x switch		
335.009	· 12 x socket outlet with earthing contact, set at 35° · 2 x switch, green; one switch per side	405 x 116 x 60 mm
DUO 6 x earthing contact		Aluminium
1 x overvoltage protection with mains and frequency filters, 1 x switch		
335.007	· 6 x socket outlet with earthing contact, set at 35° · 1 x switch, green	325 x 116 x 60 mm

The benefits at a glance

- Installation kit with fixing screws included
- Highly ergonomic power strip
- Clear connection system



Socket outlets

COMPACT Socket tower

Max. 16A/3680W



- Supply cable: 1.75 m H05VV-F 3G 1.50 mm², black, with moulded right angle plug with dual earthing contact system, socket inserts black, set at 35°, shuttered




Art. no. | Version | Dimensions: (L x W x H)

COMPACT 8 x earthing contact		Aluminium
1 x switch		
334.006	<ul style="list-style-type: none"> · 8 x socket outlet with earthing contact, set at 35° · 1 x switch, green 	116 x 116 x 179 mm
COMPACT 12 x earthing contact		Aluminium
1 x switch		
334.001	<ul style="list-style-type: none"> · 12 x socket outlet with earthing contact, set at 35° · 1 x switch, green 	116 x 116 x 222 mm
COMPACT 9 x earthing contact		Aluminium
1 x overvoltage protection with mains and frequency filters, 1 x switch		
334.003	<ul style="list-style-type: none"> · 9 x socket outlet with earthing contact, set at 35° · Overvoltage protection with mains and frequency filters · 1 x switch, green 	116 x 116 x 222 mm

The benefits at a glance

- Ideal for large number of plugs in limited space
- Attractive design
- Mounting accessories included

**NEW**


CONNECT LINE

Designed for the office and home



The benefits at a glance

- Slimline design
- Compact power strip
- Large product family
- Multitude of components
- USB double charger or overvoltage protection
- Flexible mounting options
- Plug-and-play

CONNECT LINE, without switch 

Art. no. | Version

CONNECT LINE 4 x socket outlet with earthing contact, blackPlastic profile, black; 2.0 m supply cable H05VVF-F3G 1.5mm² with right angle plug with earthing contact

- | | |
|----------|---|
| 420.0017 | <ul style="list-style-type: none"> · 4 x socket outlet with earthing contact · 2 m supply cable |
|----------|---|

CONNECT LINE 6 x socket outlet with earthing contact, blackPlastic profile, black; 2.0 m supply cable H05VVF-F3G 1.5mm² with right angle plug with earthing contact

- | | |
|----------|---|
| 420.0018 | <ul style="list-style-type: none"> · 6 x socket outlet with earthing contact · 2 m supply cable |
|----------|---|

CONNECT LINE 8 x socket outlet with earthing contact, blackPlastic profile, black; 2.0 m supply cable H05VVF-F3G 1.5mm² with right angle plug with earthing contact

- | | |
|----------|---|
| 420.0019 | <ul style="list-style-type: none"> · 8 x socket outlet with earthing contact · 2 m supply cable |
|----------|---|

CONNECT LINE, with switch 

Art. no. | Version

CONNECT LINE 4 x socket outlet with earthing contact, blackPlastic profile, black; 2.0 m supply cable H05VVF-F3G 1.5mm² with right angle plug with earthing contact

- | | |
|----------|---|
| 420.0012 | <ul style="list-style-type: none"> · 4 x socket outlet with earthing contact with switch · 2 m supply cable |
|----------|---|

CONNECT LINE 5 x socket outlet with earthing contact, blackPlastic profile, black; 2.0 m supply cable H05VVF-F3G 1.5mm² with right angle plug with earthing contact

- | | |
|----------|---|
| 420.0013 | <ul style="list-style-type: none"> · 5 x socket outlet with earthing contact with switch · 2 m supply cable |
|----------|---|

CONNECT LINE 7 x socket outlet with earthing contact, blackPlastic profile, black; 2.0 m supply cable H05VVF-F3G 1.5mm² with right angle plug with earthing contact

- | | |
|----------|---|
| 420.0014 | <ul style="list-style-type: none"> · 7 x socket outlet with earthing contact with switch · 2 m supply cable |
|----------|---|

CONNECT LINE 5 x socket outlet with earthing contact with USB double charger (5.2V/2.15A), black Plastic profile, black; 2.0 m supply cable H05VVF-F3G 1.5mm² with right angle plug with earthing contact

- | | |
|----------|--|
| 420.0021 | <ul style="list-style-type: none"> · 5 x socket outlet with earthing contact; with switch · USB double charger (5.2V / 2.15A to charge smartphones and tablet PCs) |
|----------|--|

CONNECT LINE 5 x socket outlet with overvoltage protection, 6.5 kA, blackPlastic profile, black; 2.0 m supply cable H05VVF-F3G 1.5mm² with right angle plug with earthing contact

- | | |
|----------|--|
| 420.0022 | <ul style="list-style-type: none"> · 5 x socket outlet with earthing contact; with switch · Overvoltage protection 6.5kA, visual function and fail indicator |
|----------|--|

ALL ITEMS INCLUDING MOUNTING
BRACKETS



CONNECTUS

Modular plastic power strip.

The benefits at a glance

- Very good value for money
- Exclusive to the specialist trade
- Wide range
- High-grade technology
- Tested components
- Halogen and PVC-free socket recesses

Max. 16A/3680W



· Supply cable: 2.0 m H05VV-F 3G 1.50 mm², black

Art. no. | Version | Dimensions: (L x W x H)

CONNECTUS		
1 x rocker switch, green		
330.100	· 4 x socket outlet with earthing contact	approx. 355 x 72 x 49 mm
330.101	· 6 x socket outlet with earthing contact	approx. 440 x 72 x 49 mm
330.102	· 9 x socket outlet with earthing contact	approx. 570 x 72 x 49 mm
330.103	· 12 x socket outlet with earthing contact	approx. 695 x 72 x 49 mm


CONNECTUS 6 x earthing contact		
1 x overvoltage protection, 1 x rocker switch, green		
330.104	· 6 x socket outlet with earthing contact · Overvoltage protection · Visual function and fail indicator	approx. 480 x 72 x 49 mm

CONNECTUS 6 x earthing contact		
1 x overvoltage protection + mains and frequency filters, 1 x rocker switch, green		
330.105	· 6 x socket outlet with earthing contact · Overvoltage protection + mains and frequency filters · Visual function and fail indicator	approx. 568 x 72 x 49 mm

CONNECTUS 1 + 4 x earthing contact		
Master & slave		
330.106	· 1 master + 4 slave socket outlet with earthing contact · Adjustable threshold value	approx. 480 x 72 x 42 mm

CONNECTUS 1 + 4 x earthing contact		
Master & slave, with overvoltage protection + mains and frequency filters		
330.107	· 1 master + 4 slave socket outlet with earthing contact · Adjustable threshold value · Overvoltage protection + mains and frequency filters · Visual function and fail indicator	approx. 610 x 72 x 49 mm



 Max. 16A/3680W

- Supply cable: 2.0 m H05VV-F 3G 1.50 mm², with black IEC non-heating appliance plug, type C14, red socket outlets

Art. no. | Version | Dimensions: (L x W x H)

CONNECTUS, 3 x earthing contact

1 x 10A fuse

330.300	<ul style="list-style-type: none"> · 3 x socket outlet with earthing contact, red · Miniature fuse, 10A 	approx. 273 x 72 x 46 mm
---------	---	--------------------------



 Max. 16A/3680W

- Supply cable: 2.0 m H05VV-F 3G 1.50 mm², with black IEC non-heating appliance plug, type C14, red socket outlets
- Foot-operated switch with 2-pole cut-out
- Activating the foot switch halts unnecessary standby power consumption in stand-by mode by the connected devices

Art. no. | Version | Dimensions: (L x W x H)

CONNECTUS Energy Saver

6 x earthing contact, shuttered, 1 x foot-operated switch

330.142	<ul style="list-style-type: none"> · LED function indicator in foot switch · 1.5 m H05VV-F4G 1.50 mm² cable to switch · 6 x socket outlet with earthing contact 	approx. 442 x 72 x 49 mm
---------	---	--------------------------



6 x earthing contact, shuttered, 1 x full equipment protection, 1 x foot-operated switch with LED, black

330.153	<ul style="list-style-type: none"> · H05VV-F 3G 1.50 mm² supply cable, 1.5 m, black, to plug · H05VV-F 4G 1.50 mm², 1.5 m, black, to foot switch · 1 x full equipment protection (OVP + mains and frequency filters) · Does not open, cannot be reconnected · Packaged in box 	approx. 572 x 72 x 49 mm
---------	--	--------------------------

 Max. 16A/3680W

- Supply cable: 2.0 m H05VV-F 3G 1.50 mm², black with right angle plug with earthing contact
- External button (foot-activated switch) on 2.0 m cable
- Also cuts off standby consumption from master socket

Art. no. | Version | Dimensions: (L x W x H)

E CONNECTUS

1 x master + 4 slave 1 x integrated automatic switchoff

330.140	<ul style="list-style-type: none"> · 1 master + 4 slave socket outlets with earthing contact · With integral automatic switchoff device · with external button · Adjustable threshold value 	approx. 538 x 72 x 49 mm
---------	---	--------------------------



Overvoltage protection with filter: Overvoltage protection - conforms to DIN VDE 0620-1:01-2002, EN 61643-11:08-2007, type 3, discharge current 6.5 kA, response time < 25 nS. Suitable for 16A (miniature fuse on request) with varistors, temperature fuse, gas discharge arrester, visual LED function and failure indicator (acoustic signalling also available on request). Mains and frequency filters - conforming to VDE 0565-3:05-2006 for voltage peaks up to 30 MHz, damping diagram on data sheet.

Max. 16A/3680W



· Supply cable: 2.0 m H05VV-F 3G 1.50 mm², black

Art. no. | Version | Dimensions: (L x W x H)

CONNECTUS		
1 x rocker switch, orange		
330.100F	· 4 x UTE socket outlet	approx. 355 x 72 x 49 mm
330.101F	· 6 x UTE socket outlet	approx. 440 x 72 x 49 mm

CONNECTUS 6 x UTE socket outlet		
1 x overvoltage protection + mains and frequency filters, 1 x rocker switch, orange		
330.104F*	· 6 x UTE socket outlet · Overvoltage protection + mains and frequency filters · Visual function and fail indicator	approx. 480 x 72 x 49 mm

CONNECTUS 1 + 4 x UTE socket outlet		
Master & slave		
330.106F*	· 1 master + 4 slave socket outlet with earthing contact · Adjustable threshold value	approx. 480 x 72 x 49 mm

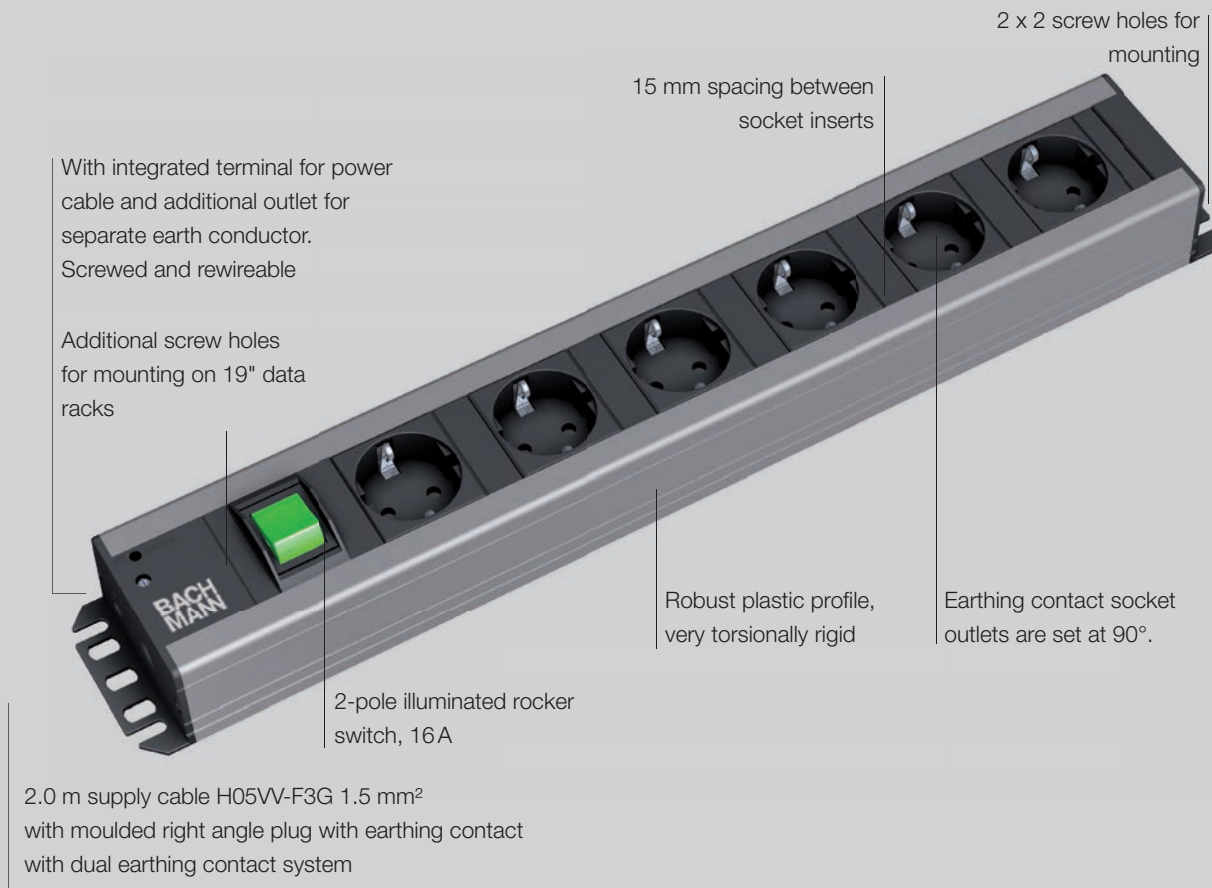


Socket outlets

CONNECTUS – Product matrix

CONNECTUS	Country code	Socket outlets	Switch	Foot switch with function LED with 1.5m cable	Foot switch without function LED with 2 m cable	Overvoltage protection	Mains and frequency filters	Master&slave	Master&Slave with automatic switchoff device	Can be rewired	Shuttered	Length in mm
330.100	DE	4	yes	-	-	-	-	-	-	-	yes	355
330.106	DE	1+4	-	-	-	-	-	yes	-	-	yes	480
330.140	DE	1+4	-	-	yes	-	-	-	yes	-	yes	538
330.107	DE	1+4	-	-	-	yes	yes	yes	-	-	yes	610
330.101	DE	6	yes	-	-	-	-	-	-	-	yes	440
330.142	DE	6	-	yes	-	-	-	-	-	-	yes	442
330.104	DE	6	yes	-	-	yes	-	-	-	-	yes	480
330.105	DE	6	yes	-	-	yes	yes	-	-	-	yes	568
330.153	DE	6	-	yes	-	yes	yes	-	-	-	yes	572
330.102	DE	9	yes	-	-	-	-	-	-	-	yes	570
330.103	DE	12	yes	-	-	-	-	-	-	-	yes	695
330.300	DE	3									yes	273
			with IEC non-heating appliance miniature 10A fuse									
330.100F	UTE	4	yes	-	-	-	-	-	-	yes	yes	355
330.106F*	UTE	1+4	-	-	-	-	-	yes	-	yes	yes	480
330.101F	UTE	6	yes	-	-	-	-	-	-	yes	yes	440
330.104F*	UTE	6	yes	-	-	yes	yes	-	-	yes	yes	480

* No storage type



Tradesman's strip

Robust, professional quality plastic strip

With increased distance between socket outlets, allowing easy positioning of mains adaptor plugs and operating equipment.



The benefits at a glance

- Modern, technical design
- End caps with additional screw holes for mounting in data racks
- Additional earth conductor connection possible without opening the housing
- Strips available in 19" dimensions

Tradesman's strip, set at 90°



- Supply cable: 2.0 m H05VV-F3G 1.50 mm², black with right angle plug with earthing contact
- Socket inserts, black, 15 mm spacing between sockets

Art. no. | Version | Dimensions: (L x W x H)

Power strip 90°		
Without switch		
300.000	· 6 x socket outlet with earthing contact	approx. 445 x 74 x 45 mm
300.001	· 9 x socket outlet with earthing contact	approx. 617 x 74 x 45 mm
300.002	· 12 x socket outlet with earthing contact	approx. 790 x 74 x 45 mm



1 x rocker switch, green		
300.003	· 6 x socket outlet with earthing contact	approx. 445 x 74 x 45 mm
300.004	· 9 x socket outlet with earthing contact	approx. 617 x 74 x 45 mm
300.005	· 12 x socket outlet with earthing contact	approx. 790 x 74 x 45 mm



1 x overvoltage protection, 1 x rocker switch, green		
300.011	· 6 x socket outlet with earthing contact	approx. 490 x 74 x 45 mm



1 x overvoltage protection + mains and frequency filters, 1 x rocker switch, green		
300.012	· 6 x socket outlet with earthing contact	approx. 575 x 74 x 45 mm



Overvoltage protection with filter:
 Overvoltage protection - conforms to DIN VDE 0620-1:01-2002, EN 61643-11:08-2007, type 3, discharge current 6.5 kA, response time < 25 nS. Suitable for 16A (miniature fuse on request) with varistors, temperature fuse, gas discharge arrester, visual LED function and failure indicator (acoustic signalling also available on request).
 Mains and frequency filters - conforming to VDE 0565-3:05-2006 for voltage peaks up to 30 MHz, damping diagram on data sheet.

Available in 19° dimension

 Tradesman's strip, set at 90°

- Supply cable: 2.0 m H05VV-F3G 1.50 mm², black with right angle plug with earthing contact
- Socket inserts, black, 15 mm spacing between sockets

Art. no.	Version	Dimensions: (L x W x H)
----------	---------	-------------------------

U Tradesman's strip with USB double charger

5 x socket outlet with earthing contact

300.030	<ul style="list-style-type: none"> · Socket inserts set at 90° · Double USB charging port with 2150 mA · Switch, green · 2.0 m supply cable H05VV-F 3G 1.5 mm² black · With right angle plug with earthing contact 	approx. 445 x 74 x 45 mm
---------	--	--------------------------



Art. no.	Version
----------	---------

Tradesman's strip with disengageable socket outlets

Socket inserts set at 90°; green switch
Supply cable 2.0 m H05VV-F 3G 1.5mm², black with right angle plug with earthing contact

300.049	<ul style="list-style-type: none"> · 4 x socket outlet with earthing contact · Each socket outlet can be individually disengaged
300.050	<ul style="list-style-type: none"> · 6 x socket outlet with earthing contact · Each socket outlet pair can be individually disengaged



Tradesman's strip with supply cable on opposite side

Socket inserts set at 90°; green switch
Supply cable 2.0 m H05VV-F 3G 1.5mm², black with right angle plug with earthing contact

300.008	<ul style="list-style-type: none"> · 6 x socket outlet with earthing contact · Supply cable and switch on opposite sides
---------	---

Tradesman's strip, set at 35°

- Supply cable: 2.0 m H05VV-F 3G 1.50 mm², black
- Screwing dimension 465 mm, socket outlets set at 35°

Art. no.	Version	Dimensions: (L x W x H)
----------	---------	-------------------------

Socket inserts rotated by 35°

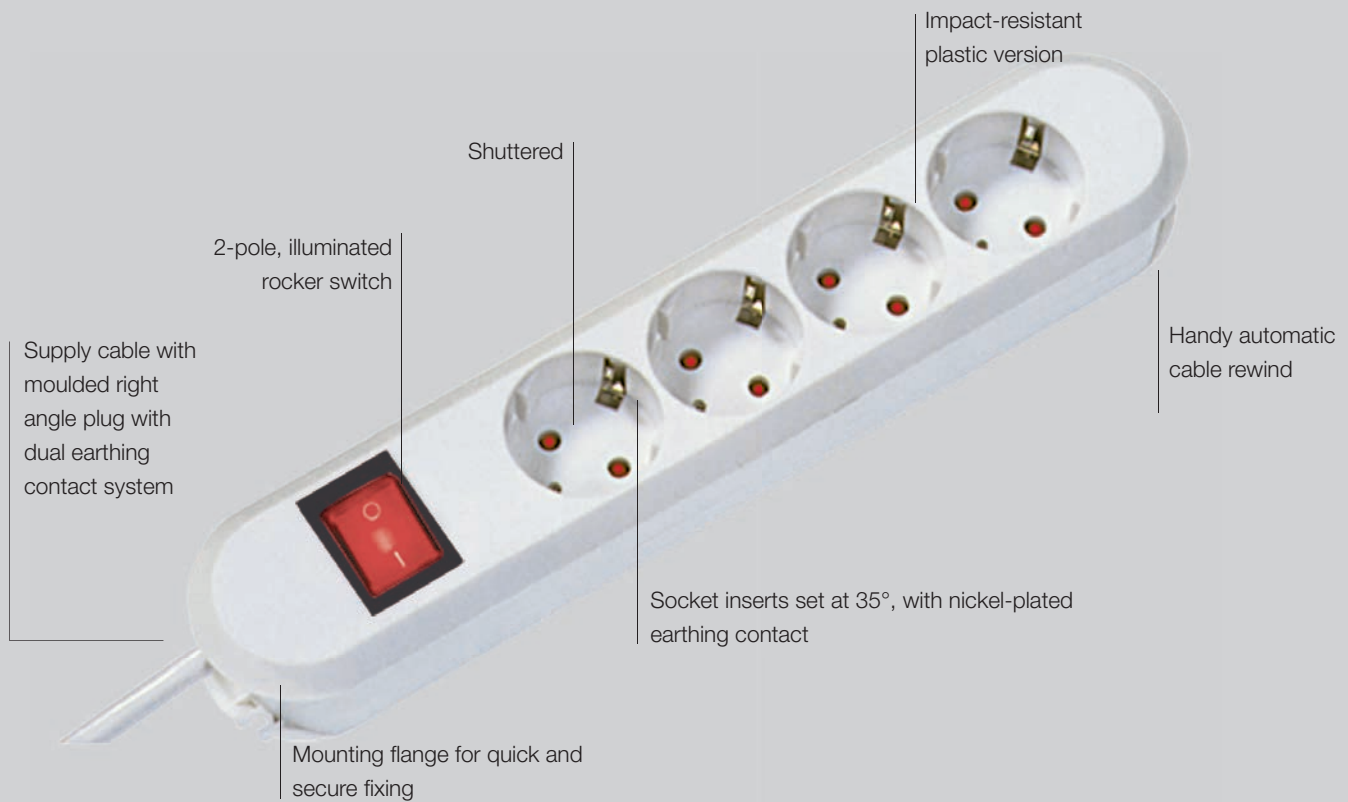
19" Without switch		
300.006	· 8 x socket outlet with earthing contact	approx. 445 x 74 x 45 mm
19" 1 x rocker switch, green		
300.007	<ul style="list-style-type: none"> · 7 x socket outlet with earthing contact · In neutral plastic bag 	approx. 445 x 74 x 45 mm





Tradesman's strip – Product matrix

Article number	Country code	Socket inserts set at 90°	Switch	Overvoltage protection	Mains and frequency filters	Can be rewired	Shuttered	Note	Length in mm	USB double charger
300.030	DE	5	yes	-	-	yes	-	USB	445	yes
300.000	DE	6	-	-	-	yes	-	19"	445	-
300.003	DE	6	yes	-	-	yes	-	19"	445	-
300.011	DE	6	yes	yes	-	yes	-	-	490	-
300.007	DE	7 (35°)	yes	-	-	yes	-	19"	445	-
300.006	DE	8 (35°)	-	-	-	yes	-	19"	445	-
300.001	DE	9	-	-	-	yes	-	-	617	-
300.004	DE	9	yes	-	-	yes	-	-	617	-
300.002	DE	12	-	-	-	yes	-	-	790	-
300.005	DE	12	yes	-	-	yes	-	-	790	-
300.012	DE	6	yes	yes	yes	yes	-	-	575	-
300.008	DE	6	yes	-	-	yes	-	-	525	-
300.049	DE	4	yes-4	-	-	yes	-	-	494	-
300.050	DE	6	yes-3	-	-	yes	-	-	566	-



SMARTLINE

Desk socket outlet in specialist trade quality.

smart
line

The benefits at a glance

- Exclusive to the specialist trade
- Specialised trade design
- For professional use
- Tested quality
- Product variants:
 - Screwed and rewirable
 - Overvoltage protection

Max. 16A/3680W

For suitable screw mounting, see page 263 

- 3 x socket outlet with earthing contact
- Supply cable: H05VV-F 3G 1.50 mm²

Art. no.	Version	Unit
SMARTLINE (not rewirable)		Dimensions: approx. 185 x 56 x 41 mm
1.5 m supply cable, screwed (single use screws), without switch		
· 3 x socket outlet with earthing contact, shuttered		
387.170	· Black	20 items
387.270	· White	20 items
3.0 m supply cable, screwed (single use screws), without switch		
· 3 x socket outlet with earthing contact, shuttered		
387.171	· Black	20 items
387.271	· White	20 items
5.0 m supply cable, screwed (single use screws), without switch		
· 3 x socket outlet with earthing contact, shuttered		
387.172	· Black	15 items
387.272	· White	15 items

Art. no.	Version	Unit
SMARTLINE (rewirable)		Dimensions: approx. 185 x 56 x 41 mm
1.5 m supply cable, screwed (reusable screws), without switch		
· 3 x socket outlet with earthing contact, shuttered		
388.170	· Black	20 items
388.270	· White	20 items
3.0 m supply cable, screwed (reusable screws), without switch		
· 3 x socket outlet with earthing contact, shuttered		
388.171	· Black	20 items
388.271	· White	20 items
388.471	· Brown	20 items
388.371	· Red	20 items
5.0 m supply cable, screwed (reusable screws), without switch		
· 3 x socket outlet with earthing contact, shuttered		
388.172	· Black	15 items
388.272	· White	15 items
Without supply cable, screwed (reusable screws), without switch		
· 3 x socket outlet with earthing contact, shuttered		
385.170	· Black	20 items
385.270	· White	20 items



 Max. 16A/3680W

· Supply cable: H05VV-F 3G 1.50 mm², white

Art. no.	Version	Unit
----------	---------	------

SMARTLINE 4 x earthing contact **Dimensions: approx. 288 x 56 x 41 mm**

1.5 m supply cable, screwed (reusable screws), rewirable, without switch

· 4 x socket outlet with earthing contact, shuttered

381.121K	· Black	20 items
381.221K	· White	20 items

1.5 m supply cable, 1 x switch, screwed (reusable screws), rewirable

· 4 x socket outlet with earthing contact, shuttered

381.130K	· Black	20 items
381.230K	· White	20 items

SMARTLINE 6 x earthing contact **Dimensions: approx. 370 x 56 x 41 mm**

1 x overvoltage protection, 1 x switch, 1.5 m supply cable, screwed (screws non-reusable), non-rewirable

· 6 x socket outlet with earthing contact, shuttered

· Overvoltage protection consisting of: 2 varistors, nominal discharge current 6.5kA, 16A, 3680W, temperature fuse and visual fail indicator

381.2501K	· White	20 items
-----------	---------	----------

SMARTLINE 6 x earthing contact **Dimensions: approx. 340 x 56 x 41 mm**

1.5 m supply cable, screwed (reusable screws), rewirable, without switch

· 6 x socket outlet with earthing contact, shuttered

381.147K	· Black	20 items
381.247K	· White	20 items

3.0 m supply cable, screwed (reusable screws), rewirable, without switch

· 6 x socket outlet with earthing contact, shuttered

381.148K	· Black	20 items
381.248K	· White	20 items

5.0 m supply cable, screwed (reusable screws), rewirable, without switch

· 6 x socket outlet with earthing contact, shuttered

381.149K	· Black	15 items
381.249K	· White	15 items

Without supply cable, screwed (reusable screws) rewirable, without switch

· 6 x socket outlet with earthing contact, shuttered

381.246K	· White	20 items
----------	---------	----------

1.5 m supply cable, 1 x switch, screwed (reusable screws), rewirable

· 6 x socket outlet with earthing contact, shuttered

381.150K	· Black	20 items
381.250K	· White	20 items
381.450K	· Brown	20 items

3.0 m supply cable, 1 x switch, screwed (reusable screws), rewirable

· 6 x socket outlet with earthing contact, shuttered

381.151K	· Black	20 items
381.251K	· White	20 items

5.0 m supply cable, 1 x switch, screwed (reusable screws), rewirable

· 6 x socket outlet with earthing contact, shuttered

381.152K	· Black	15 items
381.252K	· White	15 items



Max. 16A/3680W



· Supply cable: H05VV-F 3G 1.50 mm², white

Art. no.	Version	Unit
SMARTLINE 3 x French / UTE Dimensions: approx. 185 x 56 x 41 mm		
1.5 m supply cable, screwed (reusable screws), rewirable, without switch		
· 3 x French / UTE, shuttered		
388.270F	· White	20 items
3.0 m supply cable, screwed (reusable screws), rewirable, without switch		
· 3 x French / UTE, shuttered		
388.271F	· White	20 items
SMARTLINE 6 x French / UTE Dimensions: approx. 340 x 56 x 41 mm		
1.5 m supply cable, 1 x switch, screwed (screws non-reusable), non-rewirable, shuttered		
· 6 x French / UTE, shuttered		
381.250F	· White	20 items
3.0 m supply cable, screwed (multi-use), rewirable, shuttered, 1 x overvoltage protection, 1 x switch		
· 6 x French / UTE, shuttered		
· Overvoltage protection consisting of: 2 varistors, nominal discharge current 6.5kA, 16A, 3600 W, temperature fuse and visual fail indicator		
381.2512K	· White	20 items
381.2507K	· Black	20 items



Screw mounting for SMARTLINE power strips

Attaches to desk/table with screw mounting, e.g. on the edge of a desk
 Can be positioned lengthwise or crosswise

Art. no.	Version	Unit
SMARTLINE desk attachment		
For all rewirable (reusable screws) power strips, plastic version		
919.273	· White	1 item




SMARTLINE – Product matrix



SMARTLINE	Country code	Socket outlets	Switch	Length Supply cable in meters	Overvoltage protection	Can be rewired	Shuttered	Length in mm
White								
387.270	DE	3	-	1.5	-	-	yes	185
387.271	DE	3	-	3	-	-	yes	185
387.272	DE	3	-	5	-	-	yes	185
385.270	DE	3	-	-	-	yes	yes	185
388.270	DE	3	-	1.5	-	yes	yes	185
388.271	DE	3	-	3	-	yes	yes	185
388.272	DE	3	-	5	-	yes	yes	185
381.221K	DE	4	-	1.5	-	yes	yes	288
381.230K	DE	4	yes	1.5	-	yes	yes	288
381.246K	DE	6	-	-	-	yes	yes	340
381.247K	DE	6	-	1.5	-	yes	yes	340
381.250K	DE	6	yes	1.5	-	yes	yes	340
381.2501K	DE	6	yes	1.5	yes	-	yes	370
381.248K	DE	6	-	3	-	yes	yes	340
381.251K	DE	6	yes	3	-	yes	yes	340
381.249K	DE	6	-	5	-	yes	yes	340
381.252K	DE	6	yes	5	-	yes	yes	340
Black								
387.170	DE	3	-	1.5	-	-	yes	185
387.171	DE	3	-	3	-	-	yes	185
387.172	DE	3	-	5	-	-	yes	185
385.170	DE	3	-	-	-	yes	yes	185
388.170	DE	3	-	1.5	-	yes	yes	185
388.171	DE	3	-	3	-	yes	yes	185
388.172	DE	3	-	5	-	yes	yes	185
381.121K	DE	4	-	1.5	-	yes	yes	288
381.130K	DE	4	yes	1.5	-	yes	yes	288

SMARTLINE	Country code	Socket outlets	Switch	Length Supply cable in meters	Overvoltage protection	Can be rewired	Shuttered	Length in mm
381.146K	DE	6	-	-	-	yes	yes	340
381.147K	DE	6	-	1.5	-	yes	yes	340
381.150K	DE	6	yes	1.5	-	yes	yes	340
381.148K	DE	6	-	3	-	yes	yes	340
381.151K	DE	6	yes	3	-	yes	yes	340
381.149K	DE	6		5	-	yes	yes	340
381.152K	DE	6	yes	5	-	yes	yes	340
381.249K	DE	6		5	-	yes	yes	340
381.252K	DE	6	yes	5	-	yes	yes	340
Brown								
388.471	DE	3	-	3	-	yes	yes	185
381.450K	DE	6	yes	1.5	-	yes	yes	340
red								
388.371	DE	3	-	3	-	yes		185

White								
388.270F	UTE	3	-	1.5	-	yes	yes	185
388.271F	UTE	3	-	3	-	yes	yes	185
381.250F	UTE	6	yes	1.5	-	yes	yes	340
381.2512K	UTE	6	yes	3	yes	yes	yes	340
Black								
381.2507K	UTE	6	yes	3	yes	yes	yes	340

 Max. 16A/3680W

· Supply cable: H05VV-F 3G 1.50 mm², white

Art. no.	Version	Unit
----------	---------	------

3 x earthing contact

Angled plug set at 45°, without switch

3 x socket outlet with earthing contact, shuttered

387.270S	· White, supply cable 1.5 m	20 items
387.271S	· White, supply cable 3.0 m	20 items



Angled plug, set at 45°, 1 x switch, red

3 x socket outlet with earthing contact, shuttered

384.270S	· White, supply cable 1.5 m	20 items
----------	-----------------------------	----------



6 x earthing contact

Angled plug set at 45°, without switch

6 x socket outlet with earthing contact, shuttered

381.241S	· White, supply cable 1.5 m	20 items
381.141S	· Black, supply cable 1.5 m	20 items



Angled plug, set at 45°, 1 x switch, red

6 x socket outlet with earthing contact, shuttered

381.244S	· White, supply cable 1.5 m	20 items
381.144S	· Black, supply cable 1.5 m	20 items



Multiple plug adaptor 

Art. no.	Version	Unit
Multiple plug adaptor, max. 2.5A/250V~		
2 x Euro socket outlet		
921.271	· White	30 items



Surface wiring standard ERGE socket outlets with earthing contact, max. 16A/250V~ 

Art. no.	Version	Unit
Surface-mounted standard ERGE socket outlet with earthing contact		
1 x surface-mounted earthing contact socket, DIN 49 440		
382.204	· Greenland white	10 items
2 x surface-mounted earthing contact socket, DIN 49 440		
382.205	· Greenland white	10 items



Overload protection

Art. no.	Version	Unit
Series 8110 overload-protected power strip		
2-way		
924.164	<ul style="list-style-type: none"> · 230V~, 50Hz/16 A · For connecting 2 devices with high power consumption · (e.g. washing machines and driers) · 1.5 m connector cable with plug · 1 socket outlet with automatic cut-out, power dependent · 1 socket outlet for continuous power · Dimensions: 75 x 45 x 270 mm · Screw-on · Weight 450 g 	1 item





POWERCUBE


Powercubes look good on any desk and combine modern design with practical versatility. They combine a range of functions in a compact, handy and space-saving form.



Art. no.	Version	Unit
Powercube		
Powercube, 3 x socket outlet with earthing contact 10 A / 230 V		
335.050	<ul style="list-style-type: none"> · Resettable 10A fuse · Headphone and microphone jacks · Overvoltage protection indicator, earthing indicator · X3 multi-stage metal oxide varistor · High-frequency capacitor for noise reduction · Safety switch-off system · Shuttered 	1 item
Powercube Protection, 3 x socket outlet with earthing contact 10 A / 230 V		
335.051	<p>Additional features of Powercube Protection:</p> <ul style="list-style-type: none"> · Telephone, fax, modem and network protection · USB 2.0 charging device with 2 ports 	1 item

The benefits at a glance

- Supply cable: 2.0m H05VV-F 3G 1.00 mm², black, with right angle plug with earthing contact
 - Dimensions (L x W x H): 105 x 120 x 95mm
 - Two fixed sockets and one socket moveable through 90°, with overvoltage protection
- Overvoltage protection and earthing indicators: The green LED indicates that the power network is securely earthed. The red LED indicates that the voltage protection unit is functioning correctly.
- X3 multi-stage metal-oxide varistor absorbs power pulses and thus offers protection against high-energy voltage peaks



Garden socket outlets

Practical options for the garden

Garden posts



Art. no.	Version	
Garden post, 4 x earthing contact		160 x 160 x 280 mm
1 x splash water protection		
394.170	· 4 x IP44 socket outlet with earthing contact for outdoor use	



Garden socket outlet with earth spike, 16A/230V~, IP44



Art. no.	Version	Unit
Garden socket outlet, black		
2.0 m cable: H07RN-F 3G 1.50 mm ² with central plug with earthing contact		
394.180	· 2 x socket outlet with earthing contact 230 V~ · With hinged lid, splash water protected to IP44	1 item
2.0 m cable: H07RN-F 3G 1.50 mm ² with central plug with earthing contact		
394.182	· 4 x socket outlet with earthing contact 230 V~ · With hinged lid, splash water protected to IP44	1 item
Garden socket outlet, 3 x socket outlet with earthing contact, green		
2.0 m cable: H07RN-F 3G 1.50 mm ² with central plug with earthing contact		
394.175	· 3 x socket outlet with earthing contact 230 V~ · With hinged lid, splash water protected to IP44	1 item



Outdoor socket outlet

Art. no.	Version	
Lockable outdoor socket outlet		
Series 9015 230 V, 16 A, IP44, only for mounting on wall, LWH 185 x 85 x 80 mm		
924.349	1 x socket outlet with earthing contact, supplied without lock and plug	
924.3491	1 x socket outlet with earthing contact, suitable for angle plug, supplied without lock and plug	



The benefits at a glance

- Can be closed with central plug plugged in
- Prevents power from being stolen
- Clear polycarbonate cover with seal with foam surround protects against splash and rain.

Cooker connecting cable with end sleeves PVC, 70 °C

- End 1: 50 mm stripped with end sleeves
- End 2: 110 mm stripped with end sleeves, 140 mm green/yellow protective conductor

Art. no.	Length	Colour	Unit
H05VV-F 5G 1.50 mm²			Diameter approx. 9,5 mm
Without packaging			
116.270	1.5 m	· White	50 items
116.271	2.0 m	· White	50 items
116.272	3.0 m	· White	30 items
Individually packed			
116.280	1.5 m	· White	50 items
H05VV-F 3G 2.50 mm²			Diameter approx.10.1 mm
Without packaging			
118.270	1.5 m	· White	50 items
H05VV-F 5G 2.50 mm²			Diameter approx. 11,3 mm
Without packaging			
119.270	1.5 m	· White	50 items
119.271	2.0 m	· White	30 items
119.272	3.0 m	· White	20 items
Individually packed			
119.280	1.5 m	· White	50 items
119.281	2.0 m	· White	30 items



Cooker connecting cable with fork-type lugs PVC, 70 °C

- End 1: 50 mm stripped with end sleeves
- End 2: 110 mm stripped with end sleeves, 140 mm green/yellow protective conductor

Art. no.	Length	Colour	Unit
H05VV-F 5G 2.50 mm²			Diameter approx. 11.3 mm
Without packaging			
119.274	2.0 m	· White	30 items



Cooker connection socket 16A/380V~

- Duroplast version for surface or flush mounting
- Quick and easy to connect thanks to spacious terminal area
- Clamping range: 0.75–2.5 mm² for 55 mm wall socket

Art. no.	Colour	Unit
Cooker connection socket		
16A/380V~		
· For 55 mm wall boxes / height 23 mm		
190.270	· White	20 items



Device connection socket 16A/380V~

- Thermoplastic version for concealed wiring mounting
- Easy to fit with removable terminal block and snap-lock cover
- With screw terminal 5 x 2.50 mm² and strain relief
- For 55 mm wall socket/height 14 mm

Kitchen connection box

- No need to fit additional sockets
- The existing cooker socket can still be used
- Saves costs as no need to fit sockets later
- Rewirable WAGO® terminals
- Low built-in depth (approx.34 mm)
- Also utilizable for induction cooker

Art. no. | Version

Kitchen connection box	
Grey, with screw-mounting eyes, connected load up to 10 kW	
H05VV-F 5G 2.50 mm ² for cooker socket	
H05VV-F 4G 2.50 mm ² for hob	
H05VV-F 3G 1.50 mm ² with socket outlet with earthing contact for oven	
923.000	· 2 m kitchen connection box · Cooker connection socket 2 m; hob 2 m and oven 2 m
923.001	· 5 m kitchen connection box · Cooker connection socket 2 m; hob 5 m and oven 5 m
923.0011	· 5 m kitchen connection box PLUS · Cooker connection socket 5 m; hob 5 m and oven 5 m
923.002	· 10 m kitchen connection box · Cooker connection socket 2 m; hob 10 m and oven 10 m



Euro supply cable PVC, 70 °C

- End 1: 2.5A Euro plug, moulded
- End 2: 25 mm stripped with end sleeves

Art. no. | Length | Colour | Unit

H03VVH2-F 2 x 0.75 mm ²			Flat cable approx. 3.6 x 5.6 mm
Without packaging			
202.174	2.0 m	· Black	100 items
202.274	2.0 m	· White	100 items
202.175	3.0 m	· Black	100 items
202.275	3.0 m	· White	100 items
Individually packed			
202.184	2.0 m	· Black	50 items
202.284	2.0 m	· White	50 items
202.185	3.0 m	· Black	50 items
202.285	3.0 m	· White	50 items



Euro supply cable with intermediate switch, PVC, 70 °C

- End 1: 2.5A Euro plug, moulded
- End 2: 25 mm stripped with end sleeves, 1-pole intermediate switch – installed approx. 50 cm from side 2

Art. no. | Length | Colour | Unit

H03VVH2-F 2 x 0.75 mm ²			Flat cable approx. 3.6 x 5.6 mm
Without packaging			
211.174	1.8 m	· Black	100 items
211.274	1.8 m	· White	100 items



 Earthing contact supply cable, PVC, with intermediate switch, 70 °C

- Sealed
- Switch dimensions: 60 x 26 x 13 mm
- End 1: Right-angled earthing contact with dual earthing contact system, moulded
- End 2: 30 mm stripped with end sleeves, 1-pole intermediate switch - fitted after approx. 50 cm



Art. no.	Length	Colour	Unit
H03VV-F 3G 0.75 mm²			Diameter approx. 5.5 mm
Without packaging			
302.174	2.0 m	· Black	100 items
302.274	2.0 m	· White	100 items

 Vacuum cleaner replacement cable, PVC, 70 °C

- End 1: Contour plug, moulded
- End 2: 30 mm stripped with end sleeves



Art. no.	Length	Colour	Unit
H05VV-F 2 x 0.75 mm²			Diameter approx. 6.4 mm
Individually packed			
240.187	6.3 m	· Black	20 items
240.189	10.0 m	· Black	20 items

 Contour supply cable, PVC, 70 °C

- End 1: Contour plug, moulded
- End 2: 30 mm stripped with end sleeves



Art. no.	Length	Colour	Unit
H05VV-F 2 x 1.00 mm²			Diameter approx. 6.5 mm
Without packaging			
241.175	3.0 m	· Black	50 items
241.275	3.0 m	· White	50 items


Earthing contact supply cable, PVC, max. 16A/250V~, 70°C



- End 1: Right-angled earthing contact with dual earthing contact system, moulded
- End 2: 30 mm stripped with end sleeves

Art. no.	Length	Colour	Unit
H03VV-F 3G 0.75 mm²			Diameter approx. 5.5 mm
Without packaging			
301.174	2.0 m	· Black	100 items
301.274	2.0 m	· White	100 items
301.974	2.0 m	· Grey	100 items
301.175	3.0 m	· Black	100 items
301.275	3.0 m	· White	100 items
H05VV-F 3G 1.00 mm²			Diameter approx. 7.0 mm
Without packaging			
304.174	2.0 m	· Black	100 items
304.274	2.0 m	· White	100 items
304.974	2.0 m	· Grey	100 items
304.175	3.0 m	· Black	50 items
304.275	3.0 m	· White	50 items
304.176	5.0 m	· Black	30 items
304.276	5.0 m	· White	30 items
Individually packed			
304.184	2.0 m	· Black	50 items
304.284	2.0 m	· White	50 items
304.185	3.0 m	· Black	50 items
304.285	3.0 m	· White	50 items
H05VV-F 3G 1.50 mm²			Diameter approx. 8.0 mm
Without packaging			
305.174	2.0 m	· Black	50 items
305.274	2.0 m	· White	50 items
305.974	2.0 m	· Grey	50 items
305.175	3.0 m	· Black	50 items
305.275	3.0 m	· White	50 items
305.975	3.0 m	· Grey	50 items
305.176	5.0 m	· Black	30 items
305.276	5.0 m	· White	30 items
Individually packed			
305.184	2.0 m	· Black	50 items
305.284	2.0 m	· White	50 items
305.185	3.0 m	· Black	20 items
305.285	3.0 m	· White	20 items



 Earthing contact supply cable, PVC, max. 16A/250V~, 70 °C

- End 1: Central plug with dual earthing contact system, moulded
- End 2: 30 mm stripped with end sleeves



Art. no.	Length	Colour	Unit
H03VV-F 3G 0.75 mm²			Diameter approx. 5.5 mm
Without packaging			
311.273	1.5 m	· White	100 items
H03VV-F 3G 0.75 mm²			Diameter approx. 5.5 mm
Individually packed			
312.174	2.0 m	· Black	100 items
312.175	3.0 m	· Black	100 items
312.275	3.0 m	· White	100 items

 Electric iron supply cable, textile, 150 °C

- End 1: Central plug with dual earthing contact system, moulded
- End 2: 30 mm stripped with end sleeves



Art. no.	Length	Colour	Unit
H03RT-H 3G 1.0 mm² – TEXTILE			Diameter approx. 6.5 mm
Individually packed			
313.176	3.0 m	· Grey / white	1 item

Small equipment supply cable, PVC, max. 2.5A/250V~

- End 1: Euro flat plug, moulded
- End 2: Small equipment socket, moulded



Art. no.	Length	Colour	Unit
H03VVH2-F 2 x 0.75 mm²			Flat cable approx. 3.6 x 5.6 mm
Without packaging			
251.173	1.5 m	· Black	200 items
Individually packed			
251.183	1.5 m	· Black	50 items

Non-heating appliance supply cable, PVC, 10A/250V~, 70°C

- End 1: Right-angled earthing contact with dual earthing contact system, moulded
- End 2: Non-heating appliance socket, IEC 320/C13, moulded

Art. no.	Length	Colour	Unit
H05VV-F 3G 0.75 mm²			Diameter approx. 5.8 mm
Without packaging			
351.174	2.0 m	· Black	100 items
351.974	2.0 m	· Grey	100 items
Individually packed			
351.184	2.0 m	· Black	50 items
351.984	2.0 m	· Grey	50 items



H05VV-F 3G 1.00 mm²			Diameter approx. 7.0 mm
Without packaging			
353.175	3.0 m	· Black	50 items
353.975	3.0 m	· Grey	50 items
Individually packed			
353.185	3.0 m	· Black	50 items
353.985	3.0 m	· Grey	50 items

Non-heating appliance supply cable, PVC, 16A/250V~, 70°C

- End 1: Right-angled earthing contact with dual earthing contact system, moulded
- End 2: C19 non-heating appliance socket (915.174)

Art. no.	Length	Colour	Unit
H05VV-F 3G 1.50 mm²			Diameter approx. 8.4 mm
Without packaging			
352.174	2.0 m	· Black	50 items
352.175	3.0 m	· Black	50 items



Non-heating appliance supply cable, PVC, 10A/250V~, 70°C

- End 1: IEC 320/C14 non-heating appliance plug with earthing contact, moulded
 - End 2: IEC 320 / C13 non-heating appliance socket with earthing contact, moulded
- Ideal connector between PC and monitor or as an extension cable

Art. no.	Length	Colour	Unit
H05VV-F 3G 0.75 mm²			Diameter approx. 5.8 mm
Without packaging			
356.974	2.0 m	· Grey	100 items
H05VV-F 3G 1.00 mm²			Diameter approx. 7.0 mm
Without packaging			
356.975	3.0 m	· Grey	50 items



Non-heating appliance extension cable, PVC, 16A/250V~, 70 °C

- End 1: C20 non-heating appliance plug (915.175)
- End 2: C19 non-heating appliance socket (915.174)



Art. no.	Length	Colour	Unit
H05VV-F 3G 1.50 mm²			Diameter approx. 8.4 mm
Without packaging			
356.174	2.0 m	· Black	50 items
356.175	3.0 m	· Black	50 items

Heating appliance supply cable, PVC, 10A/250V~ (for export only)

- End 1: Right-angled earthing contact with dual earthing contact system, moulded
- End 2: Heating appliance socket 10A, IEC 320/C15, fitted



Art. no.	Length	Colour	Unit
H05VV-F 3G 1.00 mm²			Diameter approx. 7.0 mm
Without packaging			
361.174	2.0 m	· Black	50 items
Individually packed			
361.184	2.0 m	· Black	50 items

Heating appliance supply cable, rubber, 10A/250V~, 155 °C

- End 1: Central plug with dual earthing contact system, moulded
- End 2: Heating appliance outlet 10A, mounted



Art. no.	Length	Colour	Unit
H05RR-F 3G 1.00 mm²			Diameter approx. 6.5 mm
Without packaging			
372.174	2.0 m	· Black	50 items
Individually packed			
372.184	2.0 m	· Black	20 items

Universal supply cable, PVC, 10A/250V~ (for export only)

- End 1: Right-angled earthing contact with dual earthing contact system, moulded
- End 2: Heating appliance outlet 10A, mounted



Art. no.	Length	Colour	Unit
H05VV-F 3G 1.00 mm²			Diameter approx. 7.0 mm
Without packaging			
373.174	2.0 m	· Black	50 items

Contour supply cable, neoprene, 16A/250V~, 70°C 


- End 1: Contour plug, moulded
- End 2: 30 mm stripped with end sleeves
- Ideal connecting cable for power tools

Art. no.	Length	Colour	Unit
H07RN-F 2 x 1.00 mm²			Diameter approx. 7.7 mm
Without packaging			
246.174	2.0 m	· Black	50 items
246.175	3.0 m	· Black	50 items
246.375	3.0 m	· Red	50 items
246.176	5.0 m	· Black	20 items
246.376	5.0 m	· Red	20 items
Individually packed			
246.185	3.0 m	· Black	20 items
246.186	5.0 m	· Black	20 items
H07RN-F 2 x 1.50 mm²			Diameter approx. 8.7 mm
Without packaging			
248.174	2.0 m	· Black	50 items
248.175	3.0 m	· Black	50 items
248.176	5.0 m	· Black	20 items
Individually packed			
248.185	3.0 m	· Black	20 items
248.186	5.0 m	· Black	20 items

Contour supply cable, rubber/PUR, 16A/250V~, 70°C 

- End 1: Contour plug, moulded
- End 2: 30 mm stripped with end sleeves

Art. no.	Length	Colour	Unit
H05BQ-F 2 x 1.00 mm²			Diameter approx. 6.8 mm
Without packaging			
244.875	3.0 m	· Orange	50 items
244.876	5.0 m	· Orange	30 items
H07BQ-F 2 x 1.50 mm²			Diameter approx. 8.3 mm
Without packaging			
249.875	3.0 m	· Orange	50 items
249.876	5.0 m	· Orange	30 items



 Earthing contact supply cable, neoprene, max. 16A/250V~

- End 1: Central plug with dual earthing contact system, moulded
Plug is splash water protected.
- End 2: 30 mm stripped with end sleeves



Art. no.	Length	Colour	Unit
----------	--------	--------	------

H05RR-F 3G 0.75 mm² Diameter approx. 6.7 mm

Without packaging

321.174	2.0 m	· Black	50 items
321.175	3.0 m	· Black	50 items
321.176	5.0 m	· Black	20 items

H07RN-F 3G 1.00 mm² Diameter approx. 8.9 mm

Without packaging

320.174	2.0 m	· Black	50 items
320.175	3.0 m	· Black	50 items
320.176	5.0 m	· Black	20 items

Individually packed

320.185	3.0 m	· Black	20 items
320.186	5.0 m	· Black	20 items

H07RN-F 3G 1.50 mm² Diameter approx. 9.5 mm

Without packaging

322.174	2.0 m	· Black	50 items
322.175	3.0 m	· Black	30 items
322.176	5.0 m	· Black	20 items

Individually packed

322.184	2.0 m	· Black	20 items
322.185	3.0 m	· Black	20 items
322.186	5.0 m	· Black	20 items

H07RN-F 3G 2.50 mm² Diameter approx. 11.3 mm

Individually packed

323.185	3.0 m	· Black	10 items
323.186	5.0 m	· Black	10 items

 Earthing contact supply cable, rubber /PUR, max. 16A/250V~

- End 1: Central plug with dual earthing contact system, moulded
Plug is splash water protected.
- End 2: 30 mm stripped with end sleeves



Art. no.	Length	Colour	Unit
----------	--------	--------	------

H05BQ-F 3G 1.00 mm² Diameter approx. 7.9 mm

Without packaging

328.875	3.0 m	· Orange	50 items
328.876	5.0 m	· Orange	30 items

H07BQ-F 3G 1.50 mm² Diameter approx. 8.6 mm

Without packaging

327.875	3.0 m	· Orange	30 items
327.876	5.0 m	· Orange	20 items

Note	<ul style="list-style-type: none"> · For contour and earthing-contact supply cable · Contour supply cable: 244.875/244.876/249.875/249.876 · Earthing-contact supply cable: 328.875/328.876/327.875/327.876 · Contour supply cable: 244.875/244.876/249.875/249.876
Cable construction	<ul style="list-style-type: none"> · Copper conductors, fine stranded, tin-plated · Lead insulation made from ethylene-propylene rubber · Sheath made from polyurethane, blend type 11Ym1 in accordance with VDE 0250 Part 818/585
Examples of use	<ul style="list-style-type: none"> · Outdoors and in dry, damp and wet indoor spaces · For mechanically demanding applications on construction sites, in workshops, in mechanical and plant engineering and in the chemicals industry · Wherever requirements for abrasion resistance, impact resistance and oil resistance are high · Particularly suitable as a supply cable for hand-held power tools

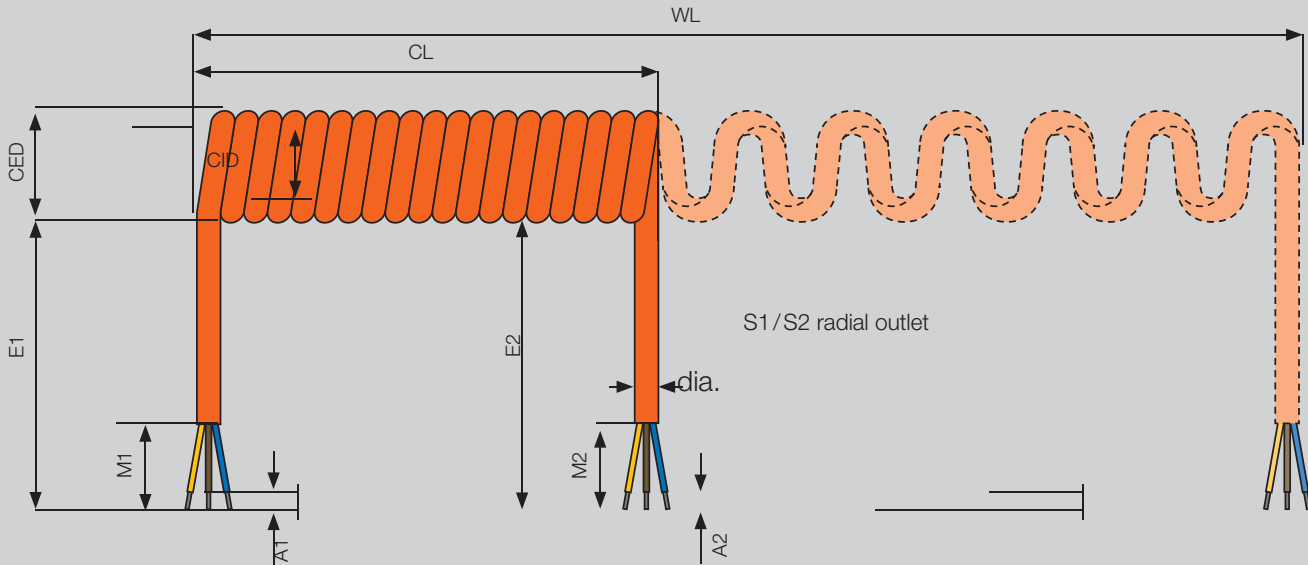
We can implement specially engineered products according to your specification or following a free consultation by our specialists. As a manufacturer of many years standing we have considerable specialist competence. See also page 318 (international plugs and couplings).

Transparent power cable

- Leads FEP T 180 °C/sheath PVC T 105 °C 450/750V, earth conductor threads green/yellow
- End 1: 40 mm stripped with end sleeves
- End 2: 40 mm stripped with end sleeves

Art. no.	Length	Colour	Unit
Double insulated cable 3 x 0.75 mm²			
130.080	1.5 m	· Transparent	1 item
130.081	3.0 m	· Transparent	1 item
Double insulated cable 3 x 1.50 mm²			
131.080	1.5 m	· Transparent	1 item
131.081	3.0 m	· Transparent	1 item
Double insulated cable 3 x 0.75 mm²			Diameter 5.2 mm ±0.2 mm
150.072	50.0 m ring	· Transparent	1 item
Double insulated cable 3 x 1.50 mm²			
150.070	50.0 m ring	· Transparent	1 item
Double insulated cable 5 x 0.75 mm²			
132.080	1.5 m	· Transparent	1 item
132.081	3.0 m	· Transparent	1 item
Double insulated cable 5 x 1.50 mm²			
133.080	1.5 m	· Transparent	1 item
133.081	3.0 m	· Transparent	1 item
Double insulated cable 5 x 1.50 mm²			
151.070	50.0 m ring	· Transparent	1 item
Double insulated cable 5 x 0.75 mm²			
151.072	50.0 m ring	· Transparent	1 item





- Coil length (CL) = closed length
- Working length (WL) = max. stretched length
- dia. = cable diameter
- CID = coil internal diameter
- CED = coil external diameter
- S1 = end 1
- S2 = end 2
- M1 = stripped
- A1 = end sleeve

Spiral cable

Wide range of stock items plus custom manufacturing

As a leading manufacturer of spiral cables we have extensive competence and count leading global companies among our customers. Specifically developed - from the helicopter communication helix to the robot coil in technically difficult environments - we will find the solution for you.

Properties
Examples of use

Leads PVC / sheath PVC

- Good value, low mechanical stiffness, medium chemical resistance, medium restoring force
- For household equipment, lamps and IT systems

Properties
Examples of use

Leads PVC / sheath PUR

- Good chemical resistance, good resistance to cold, excellent abrasion and notching resistance, very good oil resistance, good restoring force
- For connecting cables in engineering and the building industry (construction equipment)

Properties
Examples of use

Leads rubber PUR / sheath PUR

- Good wear resistance, good chemical resistance, good resistance to cold, excellent abrasion and notching resistance, very good oil resistance, good restoring force
- For machines and systems that require VDE-compliant connections:
 - for example, mechanical engineering, construction equipment, electric tools, communication technology - particularly suitable for use out of doors or in damp environments

PVC spiral cable

Leads: PVC, sheath: PVC, elongation factor 1:4, 70 °C

- End 1/end 2: 200 mm each, cut flush
- Properties: good value, low mechanical resistance, medium chemical resistance, medium reset force
- Examples of use: lamps, IT systems and mobile devices/equipment

Art. no.	Coil length	Working length	Version	Unit
Spiral cable				
YMHY-J 3G 1.50 mm ² , diameter approx. 8.4 mm, CID: approx. 10 mm, CED: approx. 27 mm				
654.180	500 mm	2000 mm	· Black	50 items
654.280	500 mm	2000 mm	· White	50 items
654.181	1000 mm	4000 mm	· Black	30 items
654.281	1000 mm	4000 mm	· White	30 items
654.182	1500 mm	6000 mm	· Black	15 items
654.282	1500 mm	6000 mm	· White	15 items

Spiral cable PUR

Leads: PVC, sheath: PVC, elongation factor 1:4, 70 °C

- End 1/end 2: 200 mm each, cut flush
- Properties: good chemical resistance, good resistance to cold, excellent abrasion and notching resistance, very good reset force
- Examples of use: connecting cables for engineering, the construction industry or robotics

Art. no.	Coil length	Working length	Version	Unit
Spiral cable, PUR				
YMH11Y-J 3G 1.50 mm ² , diameter approx. 8.0 mm, CID: approx. 13 mm, CED: approx. 29 mm				
692.180	500 mm	2500 mm	· Black	30 items
692.280	500 mm	2500 mm	· White	30 items
692.181	1000 mm	5000 mm	· Black	20 items
692.281	1000 mm	5000 mm	· White	20 items
692.182	1500 mm	7500 mm	· Black	15 items
692.282	1500 mm	7500 mm	· White	15 items





Spiral cable PUR

Leads: PVC, sheath: PUR, elongation factor 1:5, 70°C

Art. no.	Coil length	Working length	Version	Unit
Spiral cable, PUR				
YMH11Y-J 5 x 1.50 mm ² , diameter approx. 10.0 mm, CID: approx. 18 mm, CED: approx. 39 mm				
693.180	500 mm	2500 mm	· Black	20 items
693.280	500 mm	2500 mm	· White	20 items
693.181	1000 mm	5000 mm	· Black	10 items
693.281	1000 mm	5000 mm	· White	10 items
693.182	1500 mm	7500 mm	· Black	5 items
693.282	1500 mm	7500 mm	· White	5 items

Spiral cable PUR

Leads: rubber, sheath: PUR, elongation factor 1:5, 70°C

- End 1/end 2: 200 mm each, cut flush
- Properties: good chemical resistance, good resistance to cold, microbe-proof, excellent abrasion and notching resistance, microbe-proof, high scouring/grinding stresses, very good reset force
- Examples of use: machines and systems requiring VDE-compatible connection:
e.g. in engineering, power tools, construction equipment and communications systems
- Particularly suitable for use out of doors or in damp environments; UV resistant



Art. no.	Coil length	Working length	Version	Unit
Spiral cable, PUR				
H07BQ-F 3G 1.50 mm ² , diameter approx. 9.5 mm, CID: approx. 13 mm, CED: approx. 32 mm				
684.880	500 mm	2500 mm	· Orange	20 items
684.881	1000 mm	5000 mm	· Orange	15 items
684.882	1500 mm	7500 mm	· Orange	10 items
H07BQ-F 5G 1.50 mm ² , diameter approx. 11.3 mm, CID: approx. 18 mm, CED: approx. 41 mm				
685.880	500 mm	2500 mm	· Orange	20 items
685.881	1000 mm	5000 mm	· Orange	10 items
685.882	1500 mm	7500 mm	· Orange	5 items
H07BQ-F 7G 1.50 mm ² , diameter approx. 13.9 mm, CID: approx. 18 mm, CED: approx. 46 mm				
681.880	500 mm	2500 mm	· Orange	20 items
681.881	1000 mm	5000 mm	· Orange	10 items
681.882	1500 mm	7500 mm	· Orange	5 items
H07BQ-F 3G 2.50 mm ² , diameter approx. 10.8 mm, CID: approx. 18 mm, CED: approx. 40 mm				
682.880	500 mm	2500 mm	· Orange	20 items
682.881	1000 mm	5000 mm	· Orange	10 items
682.882	1500 mm	7500 mm	· Orange	5 items
H07BQ-F 5G 2.50 mm ² , diameter approx. 13.7 mm, CID: approx. 18 mm, CED: approx. 46 mm				
683.880	500 mm	2500 mm	· Orange	20 items
683.881	1000 mm	5000 mm	· Orange	10 items
683.882	1500 mm	7500 mm	· Orange	5 items

Spiral cable

Contour supply cable, PUR

Leads: rubber, sheath: PUR, elongation factor 1:5, 70 °C 

- End 1: moulded contour plug
- End 2: Length 100 mm incl. 30 mm stripped, with end sleeves

Art. no.	Coil length	Working length	Version	Unit
Contour supply cable, PUR				
H05BQ-F 2 x 1.00 mm ² , diameter approx. 7 mm, CID: approx. 9 mm, CED: approx. 23 mm				
624.871	1000 mm	5000 mm	· Orange	50 items



Spiral cable with earthing contact plug, PVC

Leads: PVC, sheath: PVC, elongation factor 1:4, 70 °C 

- End 1: Right angle plug, type 30F with dual earthing contact system, moulded
- End 2: Length 100 mm incl. 30 mm stripped, with end sleeves

Art. no.	Coil length	Working length	Version	Unit
Spiral cable with earthing contact plug, PVC				
YMHY-J 3G 1.50 mm ² , diameter approx. 8.4 mm, CID: approx. 10 mm, CED: approx. 27 mm				
663.170	500 mm	2000 mm	· Black	50 items
663.270	500 mm	2000 mm	· White	50 items
663.171	1000 mm	4000 mm	· Black	30 items
663.271	1000 mm	4000 mm	· White	30 items



Earthing contact spiral supply cable PUR

Leads: rubber, sheath: PUR, elongation factor 1:5, 70 °C 

- End 1: Length 100 mm straight, central plug with dual earthing contact system, moulded
- End 2: Length 200 mm incl. 30 mm stripped, with end sleeves

Art. no.	Coil length	Working length	Version	Unit
Earthing contact spiral supply cable PUR				
H07BQ-F 3G 1.50 mm ² , diameter approx. 9.5 mm, CID: approx. 13 mm, CED: approx. 32 mm				
665.870	500 mm	2500 mm	· Orange	10 items
665.871	1000 mm	5000 mm	· Orange	10 items




Lamp spiral cable

Ends: 140 mm each, incl. 80 mm stripped, with end sleeves

Art. no.	Coil length	Working length	Version	Unit
Lamp spiral cable (prepared)				
YMHY-J 3G 1.50 mm ² , diameter approx. 8.4 mm, CID: approx. 10 mm, CED: approx. 27 mm				
· Leads: PVC, sheath: PVC, elongation factor 1:4, 70 °C				
654.283	400 mm	1600 mm	· White	50 items
654.284	800 mm	3200 mm	· White	25 items
YMH11Y-J 5 x 1.50 mm ² , diameter approx. 10 mm, CID: approx. 13 mm, CED: approx. 34 mm				
· Leads: PVC, sheath: PUR, elongation factor 1:5, 70 °C				
693.283	400 mm	2000 mm	· White	20 items



 Earthing contact extension cable, 16 A/250 V~, PVC, 70 °C

- End 1: Right-angled earthing contact with dual earthing contact system, moulded
- End 2: Earthing contact coupling, moulded, with extra shuttering in coupling



Art. no.	Version	Unit
Earthing contact extension, cable: H05VV-F 3G 1.50 mm²		
Length: 2 m		
341.200S	· White	50 items
Length: 3 m		
341.201S	· White	50 items
Length: 5 m		
341.202S	· White	30 items
Length: 10 m		
341.203S	· White	20 items

 Spiral earthed contact extension cable, PVC, elongation factor 1:4, 70 °C

- End 1: Central plug with dual earthing contact system, moulded
- End 2: Earthing contact coupling, moulded



Art. no.	Coil length	Working length	Version	Unit
Spiral earthed contact extension cable, PVC				
YMHY-J 3G 1.50 mm ² , diameter approx. 8.4 mm, CID: approx. 10 mm, CED: approx. 27 mm				
672.180	500 mm	2000 mm	· Black	20 items
672.280	500 mm	2000 mm	· White	20 items
672.181	1000 mm	4000 mm	· Black	20 items
672.281	1000 mm	4000 mm	· White	20 items

 Earthing contact extension cable, 16 A/250 V~, IP20, PVC, 70 °C

- End 1: Central plug with dual earthing contact system, moulded
- End 2: Earthing contact coupling, moulded, with cover



Art. no.	Version	Unit
Earthing contact extension, cable: H05VV-F3G 1.50 mm², safety colour orange		
Length: 10 m		
341.879	· Orange	1 item
Length: 25 m		
341.870	· Orange	1 item

Euro extension cable, 2.5A/250V~, PVC, 70 °C

- End 1: Euro plug, fitted, type 20
- End 2: Euro coupling, fitted, type 23
- Cable: H03VH2-F2 0.75 mm², flat cable

Art. no.	Version	Unit
Euro extension cable		
Length: 2.0 m		
233.184	· Black	20 items
233.284	· White	20 items
Length: 3.0 m		
233.185	· Black	20 items
233.285	· White	20 items
Length: 5.0 m		
233.186	· Black	20 items
233.286	· White	20 items




Earthing contact extension cable, 16A/250V~, PVC, 70 °C



- End 1: Right angle plug with dual earthing contact system, moulded
- End 2: Earthing contact coupling, moulded

Art. no.	Version	Unit
Earthing contact extension, cable: H05VV-F 3G 1.50 mm²		
Length: 2.0 m		
341.184	· Black	50 items
341.284	· White	50 items
Length: 3.0 m		
341.185	· Black	50 items
341.285	· White	50 items
Length: 4.0 m		
341.287	· White	50 items
Length: 5.0 m		
341.186	· Black	50 items
341.286	· White	50 items
Length: 7.5 m		
341.288	· White	20 items
Length: 10 m		
341.189	· Black	15 items
341.289	· White	15 items
Length: 15 m		
341.281	· White	10 items



 Lawnmower extension cable, 16A/250V~, IP55, rubber/neoprene, 70°C

- End 1: Central plug with earthing contact
- End 2: Earthing contact coupling with cover



Art. no.	Version	Unit
Lawnmower extension, cable: H07RN-F3G 1.50 mm²		
15 m		
343.373	· Red	1 item
25 m		
343.370	· Red	1 item
35 m		
343.372	· Red	1 item
50 m		
343.371	· Red	1 item

Cable safe box, IP44

- Offers the best protection for plugged joints of power cables
- Ideal for permanent use out of doors and on building sites because it is watertight and shuttered
- Protects the plug connections of your Christmas and party illuminations
- Practical applications in camping and for use with electric lawnmowers



Art. no.	Version	Unit
Cable safe box, IP44		
919.371	· Max. cable diameter 9 mm · Internal dimensions 180 mm long, diameter 60 mm · Orange	1 item

Cable safe box, IP64

Offers outstanding protection for power strips, extension cables and adapters

- 6 cable entries with individual strain relief
- Lockable and can be mounted at rear; very robust construction
- For permanent use in the garden and on construction sites
- Ideal for Christmas lights, garden devices and camping uses



Art. no.	Version	Unit
Cable safe box, IP64		
904.100	· Designed for cable diameters of H05VV - F3G 1.5 mm ² · to H07RN-F3G1.5 mm ² · Light grey · UV-resistant · Suitable for e.g. entire Smart Line 3 x range · Usable surface: 85 mm deep, 275 mm wide	1 item



Cable box set, IP44		
For connecting cables		
924.351	· 230V AC, 16 A, IP44, cable types up to H07RN-F 3G 2.5 · Colour: Black, set in plastic bag: 1 x cable box, 2 x cable grommet, 1 x stopper	

Earthing contact extension cable, 16A/250V~, rubber, 70°C



- End 1: Central plug with earthing contact
- End 2: Earthing contact coupling with cover

Art. no.	Version	Unit
Earthing contact extension, cable: H05RR-F3G 1.50 mm²		
Length: 10 m		
343.179	· Black	1 item
Length: 25 m		
343.177	· Black	1 item



Earthing contact extension cable, 16A/250V~, IP44, rubber /neoprene, 70°C



- End 1: Central plug with earthing contact
- End 2: Earthing contact coupling with cover
- Heavy duty version for outdoor use and on construction sites

Art. no.	Version	Unit
Earthing contact extension, cable: H07RN-F3G 1.50 mm²		
Length: 5 m		
343.170	· Black	1 item
Length: 10 m		
343.171	· Black	1 item
Length: 25 m		
343.172	· Black	1 item
Length: 50 m		
343.173	· Black	1 item
Earthing contact extension, cable: H07RN-F3G 2.50 mm²		
Length: 10 m		
343.191	· Black	1 item
Length: 25 m		
343.192	· Black	1 item



Earthing contact extension cable, 16A/250V~, IP44, rubber /neoprene, 70°C



- 3-way rubber overhead coupling and hinged lid (IP44)
- End 1: Central plug with earthing contact
- End 2: 3-way rubber overhead coupling with hinged lid and standardised snap latch

Art. no.	Version	Unit
Earthing contact extension, cable: H07RN-F3G 1.50 mm²		
Length: 5 m		
343.174	· Black	1 item
Length: 10 m		
343.175	· Black	1 item
Length: 25 m		
343.176	· Black	1 item





Cable-carrying aid

- Handle facilitates transport of long cables or tubes
- Adjustable and pliable

Art. no.	Version	Unit
----------	---------	------

Cable-carrying aid

394.179	· Orange	1 item
---------	----------	--------

CEE extension cable, 16A/400V~, rubber / neoprene, IP44, 70 °C

- End 1: CEE plug 16A/6 h/400V / End 2: CEE coupling 16A/6h/400 V
- Suitable for use out of doors and on construction sites

Art. no.	Version	Unit
----------	---------	------

CEE extension cable, H07RN-F5G 1.5 mm²

Length: 5 m

344.170	· Black	1 item
---------	---------	--------

Length: 10 m

344.171	· Black	1 item
---------	---------	--------

Length: 25 m

344.172	· Black	1 item
---------	---------	--------

CEE extension cable, H07RN-F5G 1.5 mm², with phase inverter

Length: 10 m

344.174	· Black	1 item
---------	---------	--------

Length: 25 m

344.175	· Black	1 item
---------	---------	--------

CEE extension cable, H07RN-F5G 2.5 mm²

Length: 5 m

347.170	· Black	1 item
---------	---------	--------

Length: 10 m

347.171	· Black	1 item
---------	---------	--------

Length: 25 m

347.172	· Black	1 item
---------	---------	--------

CEE extension cable, 16A/400V~, rubber / neoprene, IP44, 70 °C

- End 1: CEE plug 16A/6h/400V / End 2: CEE coupling 16A/6h/400 V
- Suitable for use out of doors and on construction sites
- 4.0 mm² extension for the use of up to 25 ° C ambient temperature

Art. no.	Version	Unit
----------	---------	------

CEE extension cable, H07RN-F5G 4.0 mm²

Length: 5 m

346.170	· Black	1 item
---------	---------	--------

Length: 10 m

346.171	· Black	1 item
---------	---------	--------

Length: 25 m

346.172	· Black	1 item
---------	---------	--------

CEE extension cable, H07RN-F5G 6.0 mm²

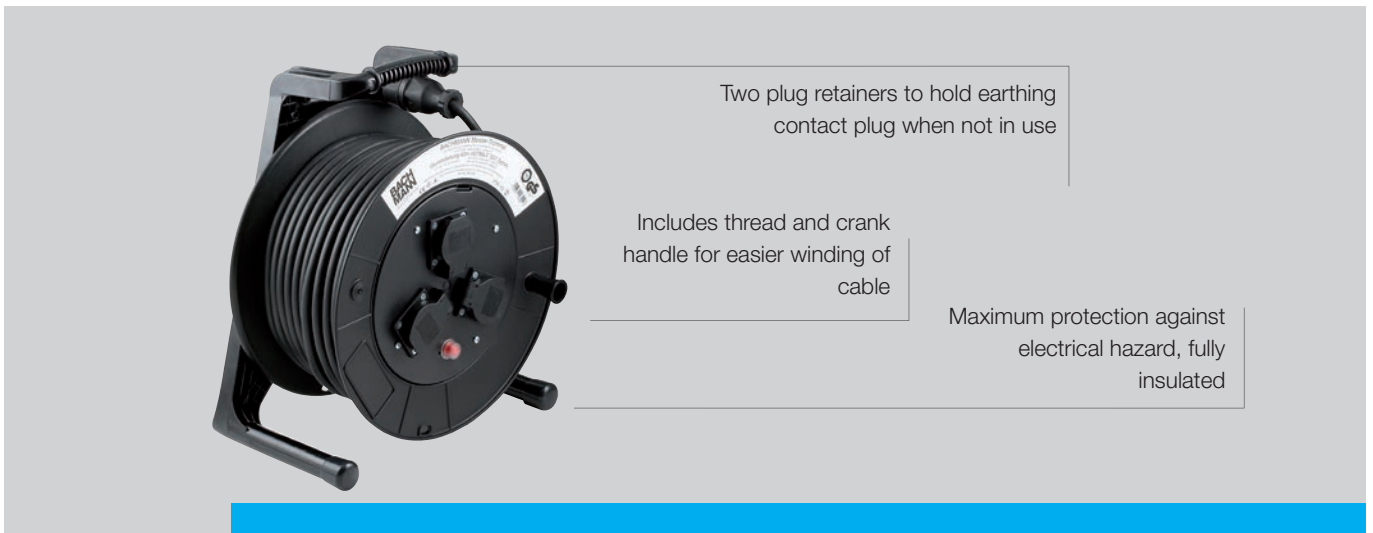
Length: 10 m

348.171	· Black	1 item
---------	---------	--------

Length: 25 m

348.172	· Black	1 item
---------	---------	--------





Two plug retainers to hold earthing contact plug when not in use

Includes thread and crank handle for easier winding of cable

Maximum protection against electrical hazard, fully insulated

Meistertrommel cable reel

The choice of the professional is the Bachmann Meistertrammel. The Meistertrammel keeps you on the safe side - with the assurance of Bachmann's renowned quality. To document this, every Meistertrammel is individually tested and issued with a certificate of inspection.

Meistertrommel cable reel



Art. no.	Version
Meistertrommel 4 x earthing contact (BGI608 compliant)	
Empty reel	
399.000	· 4 x socket outlet with earthing contact
25 m H07RN-F3G 1.5 mm ² , black	
399.003	· 4 x socket outlet with earthing contact with central earthing contact plug
Meistertrommel 4 x earthing contact (BGI608 compliant)	
40 m H07RN-F3G 1.5 mm ² , black	
399.004	· 4 x socket outlet with earthing contact with central earthing contact plug
50 m H07RN-F3G 1.5 mm ² , black	
399.005	· 4 x socket outlet with earthing contact with central earthing contact plug
40 m H07RN-F3G 2.5 mm ² , black	
399.006	· 4 x socket outlet with earthing contact with central earthing contact plug
Meistertrommel 3 x earthing contact, 1x CEE	
Empty reel	
399.007	· 3 x socket outlet with earthing contact · 1 x CEE socket outlet 16A
25 m H07RN-F5G 2.5 mm ² , black	
399.009	· 3 x socket outlet with earthing contact · 1 x CEE socket outlet 16A with CEE plug 16A
Meistertrommel construction site cable Austria	
40 m XYMM-J3G 1.5 mm ² , yellow	
399.012	· 4 x socket outlet with earthing contact with central earthing contact plug
Meistertrommel other	
399.010*	· Empty reel with closed plate for configuration by user



Construction site

The benefits at a glance

- Resistant to fuel and oil substances. Good resistance to chemicals. Weatherproof, no rust, no corrosion!
- Temperature stability range -15°C to +60°C
- IP54

Cable reel

 Equipment supply reel with thermal cut-out




- Integrated cable winder and stop brake

Art. no.	Version	Unit
----------	---------	------

Empty reel, plastic, large, holds up to 50 m H05VV-F 3G 1.50 mm² cable

397.003	· Wheel diameter 290 mm · Reel: Black	1 item
---------	--	--------

 Cable reel, 4-way, 16A/250V~, IP20

- 4 socket outlets with earthing contact 250V~ without lid
- Integrated 1-pole thermal safety switch

Art. no.	Version	Unit
----------	---------	------

Plastic cable reel, cable: H05VV-F 3G 1.50 mm²

25 m

392.180	· Central plug with dual earthing contact system · Cable: Black, reel: Black	1 item
---------	---	--------

50 m

392.181	· Central plug with dual earthing contact system · Cable: Black, reel: Black	1 item
---------	---	--------

Plastic cable reel, cable: H05RR-F 3G 1.50 mm²

25 m

395.180	· Central earthing contact plug · Cable: Black, reel: Black	1 item
---------	--	--------

50 m

395.181	· Central earthing contact plug · Cable: Black, reel: Black	1 item
---------	--	--------

Plastic empty reel, large, holds up to 50 m H05RR-F 3G 1.50 mm² cable

396.181	· Wheel diameter 280 mm · Reel: Black	1 item
---------	--	--------

Sheet steel cable reel, cable: H05VV-F 3G 1.50 mm²

25 m

398.183	· Central plug with dual earthing contact system · Cable: Black, reel: Silver	1 item
---------	--	--------



Cable reel

Cable reel, 4-way, 16A/250V~, IP20

- 4 socket outlets with earthing contact 250V~ without lid
- Integrated 1-pole thermal safety switch

Art. no.	Version	Unit
Sheet steel cable reel, cable: H05RR-F 3G 1.50 mm²		
25 m		
398.181	<ul style="list-style-type: none"> · Central earthing contact plug · Cable: Black, reel: Silver 	1 item
50 m		
398.182	<ul style="list-style-type: none"> · Central earthing contact plug · Cable: Black, reel: Silver 	1 item
Sheet steel empty reel, large		
396.182	<ul style="list-style-type: none"> · Wheel diameter 290 mm · Reel: Silver 	1 item



Cable reel, 3-way, 16A/250V~

- 3 socket outlets with earthing contact 250V~ with hinged lid
- Integrated 1-pole thermal safety switch
- Splash-proof – for outdoor use

Art. no.	Version	Unit
Plastic cable reel, cable: H07RN-F 3G 1.50 mm²		
25 m, IP44		
392.182	<ul style="list-style-type: none"> · Central earthing contact plug · Cable: Black, reel: Black 	1 item
40 m, IP44		
392.183	<ul style="list-style-type: none"> · Central earthing contact plug · Cable: Black, reel: Black 	1 item
Plastic empty reel, cable up to max. 40 m		
396.183	<ul style="list-style-type: none"> · Wheel diameter 280 mm · Reel: Black 	1 item
Sheet steel cable reel, cable: H05RR-F 3G 1.50 mm²		
50 m, IP20		
398.186	<ul style="list-style-type: none"> · Central earthing contact plug · Cable: Black, reel: Silver 	1 item
Sheet steel cable reel, cable: H07RN-F 3G 1.50 mm²		
40 m, IP44 Iron Coat series		
398.180	<ul style="list-style-type: none"> · Central earthing contact plug · Cable: Black, reel: Silver 	1 item
Sheet steel empty reel, holds up to 40 m cable		
396.187	<ul style="list-style-type: none"> · Wheel diameter 280 mm · Reel: Silver 	1 item



Professional cable reel

Professional cable reel, 3-way, 16A/250V~

- 3 earthing contact socket outlets with hinged lid
- Integrated 1-pole thermal safety switch
- Dual tubular frame
- Reel body made from unbreakable special plastic



Art. no.	Version	Unit
----------	---------	------

Professional cable reel, cable: H07RN-F 3G 1.50 mm² (BGI608 compliant)

25 m

399.181	· Central earthing contact plug · Cable: Black, reel: Black	1 item
---------	--	--------

40 m

399.182	· Central earthing contact plug · Cable: Black, reel: Black	1 item
---------	--	--------

Empty reel, holds up to 40 m H05RN-F 3G 1.50 mm² cable

396.184	· Wheel diameter 280 mm · Reel body made from unbreakable plastic, black	1 item
---------	---	--------

Professional cable reel, 3-way, 16A/400V~

- 1 CEE socket outlet 16A/400 V
- 2 socket outlets with earthing contact 250V~ with hinged lid
- Built-in 3-pole thermal cut-out
- Dual tubular frame



Art. no.	Version	Unit
----------	---------	------

Professional cable reel, cable: H07RN-F 5G 1.50 mm² (BGI608 compliant)

25 m

399.180	· CEE plug 16A/400V~ · Reel body made from unbreakable plastic · Cable: Black, reel: Black	1 item
---------	--	--------

Professional cable reel, cable: H07RN-F 5G 2.50 mm² (BGI608 compliant)

40 m

399.186	· CEE plug 16A/400V~ · Reel body made from unbreakable hard rubber · Cable: Black	1 item
---------	---	--------

The benefits at a glance

- Splash water protection IP44
- Integrated thermal cut-out
- For outdoor use

Cable reel with portable RCD, 3-way 

- 3 earthing contact socket outlets with hinged lid and built-in 1-pole thermal cut-out
- Dual tubular frame, reel body made from unbreakable hard rubber

Art. no.	Version	Unit
PRCD cable reel, cable: H07BQ-F 3G 1.50 mm²		
25 m		
398.200	· Earthing contact plug 16A/30mA · Cable: Orange, reel: Black	1 item

Professional cable reel, 4-way, 16A/250V~ 

- 4 earthing contact socket outlets with hinged lid, with 1-pole thermal cut-out
- Dual tubular frame, reel body made from unbreakable hard rubber

Art. no.	Version	Unit
Professional cable reel, cable: H07RN-F 3G 2.50 mm² (BGI608 compliant)		
50 m		
399.189	· Central earthing contact plug · Cable: Black	1 item

Replacement parts for cable reels 

Art. no.	Version	Unit
Thermal cut-out		
1-pole (suitable for all cable reels, page 290 - 293)		
900.180	· Red	1 item
3-pole		
900.181	· Red	1 item
Socket insert		
4-way, with thermal cut-out		
900.187	· Black	1 item
3-way with cover with thermal protection		
910.105	· Cover: Red, plate: Black	1 item
2 x socket outlets with earthing contact, 1 x CEE socket outlet 16 A/400V~		
2-way with hinged lid, without thermal cut-out		
910.106	· Cover: Red, plate: Black	1 item



SELLY cable reels

Cable reels



Art. no. | Version

Cable reel	
SELLY	
392.189	<ul style="list-style-type: none"> · 25 m H05VV-F 3G 1.5 mm² · IP20 · 4 x socket outlet with earthing contact · Plastic · INTERTEK/GS/S/CE test marks
392.190	<ul style="list-style-type: none"> · 50 m H05VV-F 3G 1.5 mm² · IP20 · 4 x socket outlet with earthing contact · Plastic · INTERTEK/GS/S/CE test marks
392.191	<ul style="list-style-type: none"> · 40 m H07RN-F 3G 1.5 mm² · IP44 · 4 x socket outlet with earthing contact · Sheet steel · INTERTEK/GS/S/CE test marks

Cable box, 4-way, 16A/250V~

- 4 earthing contact socket outlets with built-in thermal cut-out, 1-pole
- Right angle plug with dual earthing contact system, version with handle and winding crank



Art. no. | Version | Unit

Cable box, cable: H05VV-F 3G 1.50 mm ²		
10 m		
393.002	<ul style="list-style-type: none"> · Maximum load: 3500W fully unwound, 1200W fully wound · Shuttered · Cable: Black, box: Black 	6 items
Cable box, cable: H05VV-F 3G 1.50 mm ²		
20 m		
393.006	<ul style="list-style-type: none"> · Highly unbreakable construction · Maximum load: 3500W fully unwound, 1000W fully wound · Cable: Black, box: Black / blue 	1 item

Cable reel, 4-way, 16A/250V~ / IP44



Art. no. | Version | Unit

Cable reel with automatic spring rewind		
15 m		
392.187	<ul style="list-style-type: none"> · Cable H07RN-F 3G 1.5 with socket outlet with earthing contact · 4-way power strip with hinged lid · 230V / 16A / max. 3500 W unwound and 1000 W wound · VDE thermal cut-out · With plastic handle, plastic frame; colour: Blue 	1 item

Solid rubber distributor, IP44



Art. no.	Version	Unit
Solid rubber distributor		
2.0 m supply cable H07RN-F5G 6.00 mm ²		
349.020	<ul style="list-style-type: none"> · Input: - 1 x CEE plug 32A/400V~ · Output: - 1 x CEE plug 32A/400V~ - 2 x CEE plug 16A/400V~ - 3 x socket outlet with earthing contact 16A/250V~ · Protection: - 1 x MCB 16A/3-pole - 3 x MCB 16A/1-pole - 1 x RCD 40A/0.03A/4-pole on all outputs 	1 item
2.0 m supply cable H07RN-F3G 2.50 mm ²		
349.185	<ul style="list-style-type: none"> · Input: - 1 x solid rubber socket outlet with earthing contact 16A/250V~ · Output: - 6 x socket outlet with earthing contact 16A/250V~ 	1 item
2.0 m supply cable H07RN-F5G 2.50 mm ²		
349.184	<ul style="list-style-type: none"> · Input: - 1 x CEE plug 16A/400V~ · Output: - 1 x CEE plug 16A/400V~ - 3 x socket outlet with earthing contact 16A/250V~ 	1 item
Distributor socket outlet, 4 x socket outlet with earthing contact		
349.044	<ul style="list-style-type: none"> · IP44 4-way distributor socket outlet with hinged lids · 10.0 m H07RN-F 3G 1.5 mm² with socket outlet with earthing contact 	1 item
Distributor socket outlet, 3 x socket outlet with earthing contact with switch		
349.045	<ul style="list-style-type: none"> · IP44 3-way distributor socket outlet with hinged lids and switch · 1.5 m H07RN-F 3G 1.5 mm² with socket outlet with earthing contact 	
Distributor socket outlet, 5 x socket outlet with earthing contact with switch		
349.046	<ul style="list-style-type: none"> · IP44 5-way distributor socket outlet with hinged lids and switch · 4.5 m H07RN-F 3G 1.5mm² with socket outlet with earthing contact 	



Construction site

IP44 power strip



Art. no.	Version	Unit
3-way earthing contact power strip with covers		
IP44; 230V, 16 A		
381.109	<ul style="list-style-type: none"> · Design: DIN 49 440 part 1 · With attachment eye and four fixing points · Solid elastomer version 	1 item



Current limiter and current meter



Art. no.	Version	Unit
Start inrush current limiter		
230V 1-phase, IP44		
349.017	<ul style="list-style-type: none"> · Input: 1.5 m cable H07RN-F 3G 1.5 with earthing contact plug, black · Output: 1 x socket outlet with earthing contact 230V / 16 A, 3-pole · Suitable for MCB 16A characteristic B, C 	1 item
400V 3-phase		
349.018	<ul style="list-style-type: none"> · Input: 1.5 m cable H07RN-F 5G 1.5; with CEE plug 400 V/16 A 5-pole · Output: 1 x CEE socket 400V / 16 A, 5-pole · Suitable for MCB 16A characteristic C, D 	1 item
Current meter MID 230V		
349.019	<ul style="list-style-type: none"> · Input: 1 x 1.5 m H07RN-F 3G2.5 with earthing contact plug · Output: 1 x 1.5 m H07RN-F 3G2.5 with earthing contact coupling · Integrated current meter and operating hours counter · MID counter, calibrated and sealed, cannot be reset · Housing made from special unbreakable plastic 	1 item



 CEE distributor, 250V~/400V~, IP44

- Highly unbreakable plastic construction, splash water protected
- Ideal for mobile use out of doors
- With practical cable rewind and integral carrying handle

Art. no.	Version	Unit
----------	---------	------

CEE distributor

2.0 m supply cable H07RN-F5G 2.50 mm²

349.008	<ul style="list-style-type: none"> · Input: - 1 x CEE plug 16A/400V~ · Output: - 2 x CEE plug 16A/400V~ <li style="padding-left: 20px;">- 4 x socket outlet with earthing contact 16A/250V~ 	1 item
---------	--	--------

CEE distributor with protection

4.0 m supply cable H07RN-F5G 2.50 mm²

349.009	<ul style="list-style-type: none"> · Input: - 1 x CEE plug 32A/400V~ · Output: - 1 x CEE plug 32A/400V~ <li style="padding-left: 20px;">- 1 x CEE plug 16A/400V~ <li style="padding-left: 20px;">- 4 x socket outlet with earthing contact 16A/250V~ · Protection: - 1 x C16A circuit breaker, 3-pole <li style="padding-left: 20px;">- 2 x C16A circuit breaker, 1-pole 	1 item
349.010	<ul style="list-style-type: none"> · Input: - 1 x CEE plug 32A/400V~ · Output: - 1 x CEE plug 32A/400V~ <li style="padding-left: 20px;">- 1 x CEE plug 16A/400V~ <li style="padding-left: 20px;">- 4 x socket outlet with earthing contact 16A/250V~ · Protection: - 1 x RCD 40A/0.03A/4-pole on all outputs <li style="padding-left: 20px;">- 1 x C16A circuit breaker, 3-pole <li style="padding-left: 20px;">- 2 x C16A circuit breaker, 1-pole · IP44 	1 item

CEE distributor with protection

Supply cable: 2 m H07RN-F 5G4 2.50 mm²

349.011	<ul style="list-style-type: none"> · Input: - CEE plug 400V / 32A / 5-pole · Output: - 2 x CEE socket outlet 400V / 32A / 5-pole <li style="padding-left: 20px;">- 2 x CEE socket outlet 400V / 16A / 5-pole <li style="padding-left: 20px;">- 4 x socket outlet with earthing contact 230V / 16 A · Protection: - 1 x RC circuit breaker 40A, 30mA, 4-pole <li style="padding-left: 20px;">- 2 x C16A circuit breaker, 1-pole <li style="padding-left: 20px;">- 1 x C16A circuit breaker, 3-pole · Housing made of special shatter-proof plastic and carrying handle · IP44 	1 item
---------	---	--------

Power distributors are not suited to use as construction power distributors or for heavy-duty work on the construction site.

CEE adaptor, 400V~, IP44




- Highly unbreakable plastic construction, splash water protected
- For outdoor use, hanger included

Art. no.	Version	Unit
CEE adaptor		
349.012	· Input: 1 x CEE plug 16 A / 400V~ · Output: 1 x CEE plug 32 A / 400V~	1 item
349.006	· Input: 1 x CEE plug 16 A / 400V~ · Output: 1 x CEE plug 16 A / 400V~ 1 x CEE plug 32 A / 400V~ 2 x socket outlet with earthing contact 250V~	1 item
349.028	· Input: 1 x CEE plug 16 A / 400V~ · Output: 3 x socket outlet with earthing contact 16 A / 250V~	1 item
349.029	· Input: 1 x CEE plug 16 A / 400V~ · Output: 1 x CEE socket outlet 16 A / 400V~ 3 x socket outlet with earthing contact 16 A / 250V~	1 item
Protection: 3 x 10 A fuse		
349.183	· Input: 1 x CEE plug 32 A / 400V~ · Output: 1 x CEE socket outlet 16 A / 400V~	1 item
Protection: 3 x 10 A fuse		
349.007	· Input: 1 x CEE plug 32 A / 400V~ · Output: 1 x CEE socket outlet 16 A / 400V~ 1 x CEE socket outlet 32 A / 400V~ 1 x socket outlet with earthing contact 250V~	1 item
CEE adaptor with 1.5 m supply cable: H07RN-F5G 1.5 mm²		
Screwed / rewirable		
349.027	· Input: - 1 x CEE plug 16 A / 400V~ · Output: 3 x socket outlet with earthing contact 250V~	1 item
Screwed / rewirable		
349.035	· Input: 1 x CEE plug 16 A / 400V~ · Output: 3 x CEE socket outlet 16 A / 400V~	1 item

Replacement parts

- Fuse socket for CEE adaptor 900.1086
- Fuse holder for CEE adaptor 900.1061
- Miniature fuse



 Energy cube

Wired ready for use

- Cable entry with screw fitting
- Offers high flexibility and more freedom of movement, e.g. in workshops and assembly areas

Art. no. | Version

Energy cube 4 x earthing contact

For cable diameter 3 x 1.5 mm² – 5 x 1.5 mm²

349.300	· 4 x socket outlet with earthing contact 16A/230V
349.301	· 4 x socket outlet with earthing contact 16A/230V · 1 x compressed air supply with 1/2" input and 2 x 1/2" output

Energy cube 1 x CEE, 4 x earthing contact

For cable diameters 5 x 1.5 mm² – 5 x 2.5 mm²

349.302	· 1 x CEE socket outlet 16A/400V, 5-pole · 4 x socket outlet with earthing contact 16A/230V
349.303	· 1 x CEE socket outlet 16A/400V, 5-pole · 4 x socket outlet with earthing contact 16A/230V · 1 x compressed air supply with 1/2" input and 2 x 1/2" output

Energy cube 2 x CEE, 2 x earthing contact

For cable diameters 5 x 1.5 mm² – 5 x 4 mm²


349.304	· 2 x CEE socket outlet 16A/400V, 5-pole · 2 x socket outlet with earthing contact 16A/230V
---------	--



Energy cube

Art. no.	Version	Unit
Energy cube with data connection		
IP44		
349.310	<ul style="list-style-type: none"> · 4 x socket outlet with earthing contact 16 A/230V · 1 x CEE socket outlet 16 A · 1 x compressed air point with 1/2" input · 2 x 1/2" compressed air output · 1 x IP67 data outlet with 2 x RJ45 Cat.6 module · Cable entry with screw fitting from 5Gmm² 1.5 to 5Gmm² 2.5 · Made from special unbreakable plastic · Wired ready for use 	1 item
349.311	<ul style="list-style-type: none"> · 2 x socket outlet with earthing contact 16 A/230 V · 2 x CEE socket outlet 16 A · 1 x compressed air point with 1/2" input · 2 x 1/2" compressed air output · 1 x IP67 data outlet with 2 x RJ45 Cat.6 module · Cable entry with screw fitting from 5G 2.5mm² to 5G 4mm² · Made from special unbreakable plastic · Wired ready for use 	1 item
CEE adapter with MCB		
IP44		
349.013	<ul style="list-style-type: none"> · Adapter CEE 400 V · Input: 1 CEE plug 32A; output: 1 CEE socket outlet 16 A · Rubberised housing · Protection: 1 x C16A circuit breaker, 3-pole 	1 item



CEE wall combination socket, 400V~/6h/5-pole, IP44, according to IEC 309 

Art. no.	Version	Unit
CEE wall combo outlet (must be fitted by a qualified technician)		
1 x CEE wall socket 400V~, 1 x socket outlet with earthing contact 250V~		
· Polycarbonate version with cable kink protection, splash-proof		
910.002	<ul style="list-style-type: none"> · 16 A · Red 	1 item





Battery-powered LED handheld lamps

The benefits at a glance

- LED technology offers very long service life
- Battery operation for flexibility
- Approx. 4 hours of lighting from one battery charge
- Charge time approx. 4 hours
- 230V AC and 12V DC charger included
- LEDs are shock resistant
- Minimal heat generation

Battery-powered LED handheld lamp

Magnet holder

Plastic

Includes 230V~ mains adaptor

Individually blister packaged

6 cm in diameter

Art. no.	Version	Unit
Battery-powered LED handheld lamp		
With in-vehicle charger		
394.188	· 60 LEDs 3.6W with 1 magnet holder, length 42 cm	20 items
394.190	· 160 LEDs 9.6W with 2 magnet holder, length 53.5 cm	20 items
PROFESSIONAL battery-powered LED handheld lamp		
394.191	· 60 + 17 LEDs for torch function, with 2 magnet holders · Including 12V charging cable for cigarette lighter in car	20 items



Art. no.	Version
LED spotlight Magnum Future	
With SMD LED	
720.035	32W, 250V, IP44 2 x socket outlet with earthing contact on back
Battery-powered LED spotlight 10W	
With Li-Ion battery	
720.036	IP54, 10W Samsung LED chip, energy efficiency class A+ with 230V mains adaptor and 12V in-vehicle charge cable
Battery-powered LED spotlight 20W	
With Li-Ion battery	
720.037	IP54, 20W Samsung LED chip, energy efficiency class A+ with 230V mains adaptor and 12V in-vehicle charge cable



Stick lamp, 8 W, IP20

- 8 W fluorescent lamp
- Not interchangeable. With built-in reflector
- Electronic ballast unit built into the handle, 50 HZ
- Plastic construction with shock resistant protection tube and rotatable hook
- 5.0 m H05VV-F 2 x 0.75 mm² supply cable with Euro plug 2.5 A
- IP20, including illuminant



Art. no.	Version	Unit
Stick lamp		Length without hook: 46.5 cm
IP20		
394.184	· Black · dia. 1.5 cm	1 item

Professional stick lamp with energy saving lamp 11 W/250V~, IP54

- 11 W energy saving lamp
- Interchangeable, antiglare, pleasant light
- Oil resistant rubber version with shock resistant protection tube
- Integrated reflector and stable suspension hooks
- 5.0 m H05RN-F 2 x 1.00 mm² rubber cable with contour plug
- Splash-proof and dustproof design
- Including light bulb (Dulux S 11 Watt)



Art. no.	Version	Unit
Professional stick lamp		Length/width: 40 cm / 4.5 cm
IP54, protection class II, double insulated		
720.006	· Black	1 item

Rubber hand lamp, 250V~, IP44

- E27 holder, max 100W
- Interchangeable, with protective glass
- Oil resistant rubber design
- Metal basket with integrated hook, light bulbs not included



Art. no.	Version	Unit
Rubber hand lamp		Length/width: 40 cm / 4.5 cm
IP44, protection class II, double insulated		
394.183	· 5.0 m H05RN-F 2 x 1,0 mm ² supply cable with plug · Black	1 item
IP 40, without cable		
394.187	· Black	1 item
Replacement glass		
910.1011	· Protection glass	1 item

Halogen spotlight 120W with earth spike, 16A/230V~, IP44


Art. no.	Version	Unit
Halogen spotlight		
IP44		
<ul style="list-style-type: none"> · 2.0 m cable: H05RN-F 3G 1.00 mm² with right-angle plug with earthing contact · Aluminium cast housing with cooling surface · Lamp holder can be turned and pivoted · Including light bulb 		
394.181	· Black	1 item



E27 holder with earth spike, 16A/230V~, IP44

Art. no.	Version	Unit
E 27 holder with earth spike		
IP44		
<ul style="list-style-type: none"> · 2.0 m cable: H05RN-F 2 x 1.00 mm² with contour plug · Plastic housing with seal, splash-proof · Lamp holder can be pivoted · For use only with PAR38 80W light bulb (not included) 		
720.000	· Black	1 item





LED spotlight




The benefits at a glance

- LED class 1
- LED technology offers very long service life
- Low power consumption
- Minimal heat generation
- Shock-resistant
- Robust die-cast aluminium housing
- Practical hanging, positioning and fixing options

LED spotlight

Art. no.	Version	Unit
Chip LED spotlight		
	<ul style="list-style-type: none"> · LED class 1 · Beam angle 120° · Die-cast aluminium housing · Lockable reflector, can be pivoted, with safety glass · IP65 	
50 W with LED chip; 220 - 240V / 50 - 60Hz		
720.025	<ul style="list-style-type: none"> · approx. 3600 lumen, colour temperature 6400K · 2 m supply cable H07RN-F 3G 1.5 with earthing contact plug 	1 item
80 W with LED chip; 220 - 240V / 50 - 60Hz		
720.026	<ul style="list-style-type: none"> · approx. 7000 lumen, colour temperature 6400K · 2 m supply cable H07RN-F 3G 1.5 with earthing contact plug 	1 item
Mobile power LED spotlight		
20 W with frame; 220 - 240V / 50 - 60Hz		
720.027	<ul style="list-style-type: none"> · approx. 1600 lumen, colour temperature 6400K · 2 m supply cable H07RN-F 3G 1.0 with earthing contact plug · LED class 1 · Beam angle 60° · Die-cast aluminium housing · Lockable reflector, can be pivoted, with safety glass · IP65 	1 item
Professional power LED spotlight		
<ul style="list-style-type: none"> · LED class 1 · Beam angle 60° · Die-cast aluminium housing · Lockable reflector, can be pivoted, with safety glass 		
12 W; 220 - 240V / 50 - 60Hz		
720.028	<ul style="list-style-type: none"> · approx. 960 lumen, colour temperature 6400K · 2 m supply cable H05RN-F 3G 1.0mm² · IP65 	1 item
12 W; 220 - 240V / 50 - 60Hz		
720.029	<ul style="list-style-type: none"> · approx. 960 lumen, colour temperature 6400K · Without supply cable · Metal cable inlet for cables up to 3G 1.5mm² · IP65 	1 item
12 W with motion detector; 220 - 240V / 50 - 60Hz		
720.030	<ul style="list-style-type: none"> · approx. 960 lumen, colour temperature 6400K · Without supply cable · Metal cable inlet for cables up to 3G 1.5mm² · IP44 · Motion detectors: Range max. 12 m · Time adjustable from 9 sec to 10 min · Integrated dawn switch 	1 item
7 W with earth spike; 220 - 240V / 50 - 60Hz		
720.031	<ul style="list-style-type: none"> · approx. 560 lumen, colour temperature 6400K · 1.5 m supply cable H05RN-F 3G 1.0mm² with socket outlet with earthing contact · IP65 	1 item





Professional work lamp

For use on construction sites



The benefits at a glance

- Uses energy-efficient fluorescent lamps
- Includes 4000 kelvin illuminant
- Splash-proof and dust-resistant construction, IP44, protection class II
- Infinitely adjustable support bracket for positioning
- Can be stand mounted
- Version with integrated earthing contact socket outlets

Professional work lamp

- Shadow free and comfortable light.
- 250 V~ earthing contact socket outlets fitted in rear of housing to allow other equipment to be connected (part nos. 720.020 and 720.021).
- Example applications: workshops, tradesmen, ideal for outdoor use and on construction sites.
- Lamp: Striplight 36W TC-L

Art. no.	Version	Unit
Professional work lamp		Black
720.022	· 36 W (2 x 18W), 2900 lumen, without earthing contact socket outlet · 34 x 23 x 11 cm	1 item
720.020	· 72 W (2 x 36W), 5800 lumen, with 2 socket outlets with earthing contact · 49.5 x 28.5 x 11 cm	1 item
720.021	· 108 W (3 x 36W), 8,700 lumen, with 1 socket outlets with earthing contact · 55 x 29 x 11 cm	1 item



Professional stand

- Robust tripod construction, zinc-plated, with mounting plate, fixing screws and practical automatic cable rewind
- Height adjustable up to 2.50 m
- Weight: 6 kg

Art. no.	Version	Unit
Professional stand		Silver
730.004	· Robust construction finished in silver	1 item



Art. no.	Version	Unit
LED spotlight Magnum Future		
With SMD LED		
720.035	· 32 W, 250 V, IP44 · 2 x socket outlet with earthing contact on back	1 item





Mobile halogen lamp, 400W, IP44

Art. no.	Version	Unit
Mobile halogen lamp		
IP44		
<ul style="list-style-type: none"> · 2 m cable: H05VV-F3G 1.00 mm² with plug · 400W R7S halogen bulb included · Aluminium cast housing with cooling surface · Continuously adjustable frame in black with carrying handle 		
720.013	· Black	1 item



Halogen lamp with stand, 1 x 400W, IP44

Art. no.	Version	Unit
Mobile halogen lamp		
IP44		
<ul style="list-style-type: none"> · 2 m cable: H05VV-F3G 1.00 mm² with plug · 400W R7S halogen bulb included · Aluminium cast housing with cooling surface · Stand with aluminium cast articulation, height adjustable up to 2 m · With practical cable rewind · For use outside 		
722.009	<ul style="list-style-type: none"> · Stand colour yellow, load 5-7 kg · Mobile halogen lamp 	1 item



Lamp holders

Art. no.	Version	Unit
Lamp holder, pre-wired		
E 27		
<ul style="list-style-type: none"> · 60W plastic E 27 holder · 0.2 m H03VV-F2 x 0.75 mm² · Black · Delivery in units of 20 only 		
641.170	· With 2-pole lustre terminal block	20 items
641.171	· With clamp terminal	20 items


MAXI series 1000 silicone housing

- For halogen cold light mirror lamps, diameter 51 mm, 12V~, maximum 35 W
- Do not use Cool Beam light bulbs
- Triple insulation, with cable, light bulbs not included

Art. no.	Version	Unit
MAXI series 1000 silicone housing		
With ceramic lamp holder		
924.224	· Transparent	1 item
924.225	· White	1 item
With ceramic lamp holder, supplied in bags of 50, loose		
924.332	· White	500 items
Without ceramic lamp holder, supplied in bags of 50, loose		
924.334	· White	500 items

Series 1002 decorative rings

For MAXI series 1000 silicone housing		
· Dimensions: inner 5 cm, outer 8 cm		
924.231	· Chrome	20 items
924.250	· Matt brushed stainless steel	20 items



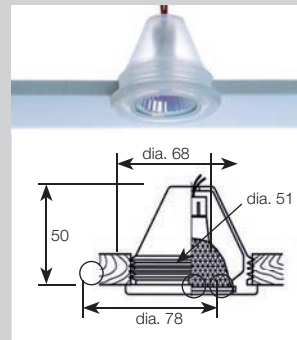
MAXI silicone housing for low-voltage recessed halogen spotlights

The MAXI silicone housing consists of a high-tech, high temperature-resistant elastomer with exceptional properties that will suit a wide range of applications:

- Totally rust-free
- Resistant to UV, ozone and ageing
- Heat and cold-resistant
- Excellent resistance to weather and maritime environments
- Patented
- Quick and easy to assemble and dismantle
- No component mounting
- Light bulbs changed without tools
- No troublesome metal rings
- Can also be used for shops and exhibition stands (to match decor!)
- Quick mounting technology
- Mounting without springs

Can be fitted in:

- Solid materials in different thicknesses
- Fragile materials such as
- plasterboard, fibreboards, chipboards, etc.



Series 1000 silicone recessed spotlight housing

MAXI silicone recessed spotlight housing for high-voltage halogen and LED light bulbs	
924.350	· For GU10 halogen lamp D:51 mm, 230 V · Max. 35 W or GU10 230V LED lamp up to 5 W, colour: White
924.352	· For GU10 halogen lamp D:51mm, 230V · Max. 35 W or GU10 230V LED lamp up to 5 W, colour: Transparent





Personal circuit breakers

Personal circuit breakers with protective conductor monitoring

Recommended by the German Employers' Liability Association:

Designed as an intermediate device on power cords, this is a portable differential current protection device that isolates all poles and features electronic residual current evaluation. For alternating, pulsed DC and phase-controlled rated residual currents of 10 or 30mA. With undervoltage tripping, protective conductor recognition and monitoring as well as external voltage detection. When the PRCD-S detects an external voltage on the protective conductor, it does not interrupt this conductor. This allows the external current to trip its own upstream RCD or MCB protectors.

Mobile protective switching device PRCD-S 230V~, 16A, 30mA extension cable, IP44

- Cable lengths: plug – PRCD-S: 0.15 m, PRCD-S – coupling: 3.0 m
- Mobile safety device PRCD-S assembled with cable H07RN-F 3G 1.5 mm²
- Supplied in a robust case

Art. no.	Version	Unit
Mobile PRCD-S personal circuit breaker		
1 x protective conductor monitoring		
· End 1: Solid rubber right angle plug with 2 earthing contact systems		
· End 2: Solid rubber coupling with cover, protection type IP44		
919.014	· Black	1 item
1 x protective conductor monitoring		
· End 1: Solid rubber right angle plug with 2 earthing contact systems		
· End 2: Solid rubber coupling, 3-way with cover, protection type IP44		
919.015	· Black	1 item



PRCD-S 230V~, 16A, 30mA, IP55

- Terminal cross-section 1 mm² - 2.5 mm²
- Test marks by BG (German employers' liability association), Cologne SEV, VDE, GS

Art. no.	Version	Unit
PRCD-S		
1 x protective conductor monitoring		
· PRCD-S		
· 30 mA rated residual current		
919.016	· Black	1 item



PRCD-K 230V~, 16A, 30mA, IP55

- Terminal cross-section 1 mm² - 2.5 mm²
- Test marks VDE, TÜV, GS

Art. no.	Version	Unit
PRCD-K		
1 x differential current protection device 1 x undervoltage tripping device		
919.018	· Black	1 item



The benefits at a glance

- Specially designed as a protective distributor for small construction sites as recommended by the BGFE employers' liability association, Cologne (ZH1 / /271), and for all portable electrical equipment.
- Can be used irrespective of connector system
- Undervoltage tripping
- Offers protection as specified by DIN VDE 0661 in the event of a fault in the connected equipment. Fault currents arising from faulty consumers will cause the PRCD-S to interrupt all poles
- For system faults in the fixed installation, The PRCD-S detects all faults in the fixed installation and cannot then be switched on.

PRCD ADAPTOR 16A/250V~/50Hz/3680W

- 2-pole interrupt (L, N) with undervoltage tripping; tripping current < 30 mA, tripping time < 30 ms
- Tested in accordance with: EN 61008-1:1994+A2+A11, EN 61008-2-1/08.94 IEC 884-1/A1/12.94



Art. no.	Version	Unit
----------	---------	------

PRCD adaptor

Plug with PRCD, hinged lid, IP44

919.284	· White	50 items
---------	---------	----------



PRCD mounting plug

Plug with PRCD, IP44

919.183	· Suitable for up to H05RNF-F3 1.5 mm ² rubber cable · Black	50 items
---------	--	----------

PRCD personal circuit breaker 16A/250V~/3600W

- 2-phase, 2-pole interrupt (L, N) with undervoltage tripping
- Tested in accordance with: T+V GS/KEMA: EN 61008-1-1994+A2+A11, EN 61008-2-1/08.94, IEC 884-1/A1/12.94, IEC 884-1/06.94
- In accordance with the IEC standard the protective earth (PE) conductor is not interrupted

Art. no.	Version	Unit
----------	---------	------

PRCD personal circuit breaker

IP55

919.190	· Tripping current < 10mA < 30mA · Tripping time < 10ms · Black · no protective conductor monitoring	1 item
---------	---	--------



IP55

919.189	· Tripping current < 30mA · Tripping time < 30ms · Black · protective conductor monitoring	1 item
---------	---	--------

Earthing contact extension cable with PRCD 16A/250V~/3600W

- 3.0 m H07BQ-F3G 1.5 mm², with PRCD personal circuit breaker 919.189 fitted at approx. 1.5 m
- Individually packed in plastic bag



Art. no.	Version	Unit
----------	---------	------

Earthing contact extension cable

IP55, with PRCD 919.189

341.880	· End 1: Mounting plug 913.173 · End 2: Mounting coupling 919.177 · Black / orange	1 item
---------	--	--------

Cable reel with portable RCD, 3-way

- 3 earthing contact socket outlets with hinged lid and thermal cut-out, 1-pole
- Reel body made from unbreakable hard rubber



Art. no.	Version	Unit
----------	---------	------

PRCD cable reel, cable: H07BQ-F 3G 1.50 mm²

25 m

398.200	· Earthing contact plug 16A/30mA · Cable: Orange, reel: Black	1 item
---------	--	--------

Overvoltage protection adaptor 16 A/230 V~ /50 Hz/3680 W



Art. no.	Version	Unit
Plug-in overvoltage protection adaptor		
1 x overvoltage protection adaptor with visual function and fail indicator (100 x 56.5 x 76 mm)		
919.003	<ul style="list-style-type: none"> · Silver · Short-circuiting resistance to 4.5 kA · Maximum peak current 4500 A for pulses of 8/20 μ · Maximum overvoltage: 6000 V · Max. energy intake: 165 J for pulses of 10/100 μ · Response time < 1 ns · Shuttered 	1 item
1 x overvoltage protection adaptor (177.9 x 62 x 33 mm)		
919.005	<ul style="list-style-type: none"> · With 8-level LED overload indicator, IP 20 · Visual function and fail indicator · White 	1 item



Energy measuring instrument 160 - 250 V~

Art. no.	Version	Unit
Energy measuring instrument		
852.9821	<ul style="list-style-type: none"> · Large LC display with blue background light · Digital display of electricity consumption, energy costs etc. · (can be programmed with 2 separate tariffs), voltage (V), current (A), effective power (W) · Meter for power and cost, can be reset · Nominal power 3860 W, consumption <1 W · White 	1 item



 Mechanical timer switches

- Mechanical timer switches, 24h, 16 A/230V~/3680 W:
- Plastic version, shuttered, easy to use,
- operating manual included



Art. no. | Version

Mechanical timer switch

- | | |
|---------|--|
| 852.101 | <ul style="list-style-type: none"> · White · Shortest switching interval: 15 minutes · 96 switch-on and switch-off times per day (24 h) · 121 x 74 x 76 mm (L x W x H) |
|---------|--|



Mechanical timer switch IP44

1 x splash water protection (IP 44)

- | | |
|---------|--|
| 852.102 | <ul style="list-style-type: none"> · With transparent hinged lid · Suitable for use in damp environments · Operating temperature range: -25 °C to +55 °C · Shortest switching interval: 15 minutes · 96 switch-on and switch-off times per day (24 h) · 150 x 74 x 82 mm (L x W x H) |
|---------|--|



Mini timer switch (mechanical)

- | | |
|---------|---|
| 852.104 | <ul style="list-style-type: none"> · White · Shortest switching interval: 30 minutes · 48 switch-on and switch-off times per day (24 h) · Switch to override timer function · 103 x 54 x 70 mm (L x W x H) |
|---------|---|

Digital timer switch, 24 h, 16A/230V~/3680W

- Plastic version with LCD, shuttered, easy to operate, operating manual included, integrated, rechargeable battery, smallest possible switching distance: 1 minute
- Programmable by the day or by the week, built-in random generator, countdown function, resettable



Art. no. | Version

Digital timer switch

- | | |
|---------|---|
| 852.103 | <ul style="list-style-type: none"> · White · 120 x 64 x 76 mm (L x W x H) |
|---------|---|

Travel plug adapter 16A/250V~

- Earthing contact system adaptor with storage bag and interchangeable country adaptors
- Suitable for:

Red	Liechtenstein / Switzerland
Green	Chile / Greece / Italy
Blue	Africa / Asia / Commonwealth countries / UK / Ireland / Middle East
Black	CIS / Japan / Canada / Central and South America / South and East Asia / USA
Yellow	Australia / New Zealand and parts of China

Art. no. | Version | Unit

Travel plug adaptors

Protection class 1

- | | | |
|---------|-----------------|----------|
| 914.670 | · Multicoloured | 10 items |
|---------|-----------------|----------|



Note: Adaptors are not voltage transformers. They are not suitable for long-term use.

Travel plugs, 3-pole

Art. no.	Version	Unit
Travel plug adaptors		
1 x earthing contact with 5 country-specific inserts		
914.672	<ul style="list-style-type: none"> Black, with travel pouch The only travel plug approved by KEMA Italy, UK, Ireland, Africa, Asia USA, Canada, Japan, Switzerland, Liechtenstein China, Australia, New Zealand 	10 items



Travel plugs, 3-pole



- Socket side: Earthing contact
- Plug colour: white

Art. no.	Version	Unit
Travel plug 15A/125V~		USA/earthing contact
3-pole		
921.004	· Plug pins: USA	10 items
Travel plug 16A/250V~		France/earthing contact
3-pole		
921.005	· Plug pins: France, Belgium, Czech Republic, Poland	10 items
Travel plug 13A/250V~		UK/earthing contact
1 x miniature fuse, 3-pole		
921.010	<ul style="list-style-type: none"> Plug pins: UK /Ireland/Malta/Hong Kong/Cyprus Includes miniature 13A fuse, interchangeable 	10 items
900.1077	· Replacement fuse/13A miniature fuse, 3,3 x 254 mm (fast acting)	1 item
Travel plug 10A/250V~		Switzerland/earthing contact
3-pole		
921.011	· Plug pins: Switzerland	100 items



Adaptors for the earthing contact system

Art. no.	Version	Unit
Travel plugs 10/16A/250V~		Grey, earthing contact / universal
2-pole and 3-pole		
· Plug pin side: Earthing contact / Germany /France /Belgium, with dual earthing contact system		
921.000	<ul style="list-style-type: none"> Socket: universal, suitable for all standard plugs Worldwide, shuttered 	10 items
Travel plugs 15A/125V~		White, earthing contact / USA
3-pole		
· Plug pin side: Earthing contact / Germany /France /Belgium, with dual earthing contact system		
921.003	· Socket: USA	10 items
Travel plugs 10A/250V~		White, earthing contact / Switzerland
3-pole		
· Plug pin side: Earthing contact / Germany		
921.012	· Socket: Switzerland	10 items



Note: Adaptors are not voltage transformers. They are not suitable for long-term use.



SKROSS
Voyage of global discovery.



DESIGNED IN SWITZERLAND

Travel plugs / travel adaptors

Art. no. | Version | Dimensions: (L x W x H)

SKROSS Travel plugs and adaptors

World adaptor PRO, 100 - 250 V, max. 2200 W, white

- | | |
|---|--------------------------|
| <p>110.3118</p> <ul style="list-style-type: none"> · Suitable for all earthed and non-earthed Devices (2-pole and 3-pole) · Input end: Europe (earthing contact) · Slide-out connectors: Italy, Switzerland, UK, USA, Australia/China · Integrated protection | <p>· 72 x 54 x 57 mm</p> |
|---|--------------------------|



Art. no. | Version | Dimensions: (L x W x H)

SKROSS Travel plugs and adaptors

World adaptor Pro USB, 3-pole & USB charging device, 100V-250V, max. 2200 W, USB 5V/max. 1300 mA



- | | |
|---|--|
| <p>130.2400</p> <ul style="list-style-type: none"> · Input end: Europe (earthing contact) · Slide-out connectors: Italy/Switzerland, UK, USA, Australia/China · Dual USB top for charging 2 USB devices at the same time · Integrated protection · USB output 5V / 1300 mA | <p>· 73 x 57 x 76 mm (incl. USB top)</p> |
|---|--|



The benefits at a glance



- Patented "all-in-one" country-specific slider system
- Recipient of function and design awards
- Market leader for high-quality multi-adaptors, country-specific travel adaptors and powerful USB charging devices

Travel plugs / travel adaptors

Art. no.	Version	Dimensions: (L x W x H)
SKROSS Travel plugs and adaptors		
Single travel adaptor, suitable for protection class I and II devices, 3-pole, white		
150.0203	<ul style="list-style-type: none"> Input end: Europe (earthing contact), France, Germany Output end: USA Power: Max. 15 A/125 V~ 	53 x 60 x 63 mm
		
150.0205	<ul style="list-style-type: none"> Input end: Europe (earthing contact), France, Germany Output end: Switzerland Power: Max. 10A/250V~ (integrated fuse) 	53 x 60 x 72 mm
		



Travel plugs / travel adaptors

Art. no.	Version	Dimensions: (L x W x H)
SKROSS Travel plugs and adaptors		
Euro USB charger, USB output: 5V /max. 1300 mA, white		
130.2402	<ul style="list-style-type: none"> Can be used in countries with standard Euro sockets and in a modular fashion with all SKROSS adaptors anywhere in the world 2 USB ports for efficient charging of two USB devices at the same time 	59 x 48 x 57 mm
		
SKROSS Travel plugs and adaptors		
Midget car charger USB, 12 V, 2100 mA, white		
290.0608	<ul style="list-style-type: none"> The compact USB port for the car Input voltage: 12 V Output voltage: 5.0 +/-0.25 V 	43 x 21 x 22 mm
		



Adaptors are not voltage converters and are not suitable for long-term use.
The input voltage of the device to be connected must match the voltage of the local supply grid.

Euro plug 2.5A/250V~

- Plastic version
- Packaged version: contains 3 items in plastic bag – supplied in quantities of 3 only
- Delivery to the end consumer is only permissible in assembled condition
- Must be connected by qualified specialists only
- For cables up to H05VV-F 2 x 0.75 mm²



Art. no.	Version	Unit
Euro plug		
With screw terminal, packaged		
900.010	· Black	3 items
900.011	· White	3 items
With screw terminal, unpackaged		
900.002	· Black	100 items
900.003	· White	100 items

Euro coupling 2.5A/250V~

- Plastic version
- Packaged version: contains 3 items in plastic bag – supplied in quantities of 3 only
- Delivery to the end consumer is only permissible in assembled condition
- Must be connected by qualified specialists only
- For cables up to H05VV-F 2 x 0.75 mm²



Art. no.	Version	Unit
Euro coupling		
With screw terminal, packaged		
900.012	· Black	3 items
900.013	· White	3 items
With screw terminal, unpackaged		
900.004	· Black	100 items
900.005	· White	100 items

 Earthing contact plug 16A/250V~



Art. no.	Version	Unit
Earthing contact mounting plug		
H05VV-F 3G 0.75/1.0/1.5 mm ²		
· With dual earthing contact system and nickel-plated contacts, e.g. Germany and France		
· Small, break-proof design with separate strain relief, no parts that can be lost		
910.100	· Black	10 items
910.200	· White	10 items

Art. no.	Version	Unit
Central plug with earthing contact DIN 49441		
H05VV-F 3G 1.0 mm ²		
· Small unbreakable construction in plastic, with strain relief		
910.170	· Black	40 items
910.270	· White	40 items
910.470	· Brown	40 items
Central plug with earthing contact DIN 49441		
H05VV-F 3G 1.0 mm ²		
· Large unbreakable construction in plastic, with strain relief		
910.971	· Grey	25 items
Right angle plug with earthing contact		
H05VV-F 3G 1.50 mm ²		
· Small unbreakable construction in plastic, with lateral earthing contact		
911.172	· Black	50 items
911.272	· White	50 items
Flanged earthing contact plug/angled		
H05VV-F 3G 1.50 mm ²		
· Unbreakable construction, with side entry		
911.170	· Black	40 items
911.270	· White	40 items
911.470	· Brown	40 items
Right angle earthing contact plug with switch		
H05VV-F 3G 1.50 mm ²		
· Break-proof design made from plastic, with 2-pole rocker switch		
911.171	· Black	20 items
911.271	· White	20 items
Right angle earthing contact plug with control switch		
H05VV-F 3G 1.50 mm ²		
· Break-proof design made from plastic, with 2-pole illuminated rocker switch		
911.273	· White	20 items



Earthing contact coupling 16A/250V~



Art. no.	Version	Unit
Earthing contact coupling		
H05VV-F 3G 1.5 mm ²		
· Small, break-proof design made from plastic		
912.170	· Black	50 items
912.270	· White	50 items
912.470	· Brown	50 items
Earthing contact coupling		
H05VV-F 3G 1.5 mm ²		
· Large, break-proof design made from plastic, with kink protection nozzle		
912.971	· Grey	15 items



 Rubber plugs and couplings 16A/250V~

- For fitting to cables up to H07RN-F 3G 2.50 mm²
- Delivery to the end consumer is only permissible in assembled condition
- Must be connected by qualified specialists only

Art. no.	Version	Unit
----------	---------	------

Rubber plug

IP44, DIN 49441

- Thermoplast insert with dual earthing
- Also suitable for France and Belgium
- Revolving strain relief for various cable cross-sections

913.171	· Black	20 items
---------	---------	----------

IP44, DIN 49441-2-AR1

- Break-proof thermoplast insert with earthing contact
- Standardised clip in function and kink protection
- Side fitting and screw terminal block
- Temperature range -40 °C to 70 °C

913.172	· Black	20 items
---------	---------	----------

Rubber coupling

DIN 49440

- Thermoplast insert with earthing contact and strain relief

913.174	· Black	10 items
---------	---------	----------

IP44, DIN 49440

- Thermoplast insert with earthing contact and strain relief
- With cover

919.176	· Black	10 items
---------	---------	----------



 Solid rubber plugs and couplings 16A/250V~

- Delivery to the end consumer is only permissible in assembled condition
- Must be connected by qualified specialists only

Art. no.	Version	Unit
----------	---------	------

Solid rubber plug

IP44, DIN 49441-2-AR1

- For mounting on cables up to H07RN-F 3G 2.50 mm²
- Solid rubber insert with earthing contact
- Standardised clip in function and kink protection
- Side fitting and screw terminal block
- Temperature range -40 °C to 70 °C

913.173	· Black	20 items
---------	---------	----------

Solid rubber right angle plug

IP44, DIN 49441-2-AR1

- For mounting on cables up to H07RN-F 3G 2.50 mm²
- Robust industrial version with solid rubber insert and earthing contact
- Standardised clip in function
- Surface clamps and metal strain relief
- Side fitting and screw terminal block
- Temperature range -40 °C to 70 °C

919.171	· Black	10 items
---------	---------	----------

919.178	· With dual earthing contact system suitable for Belgian/French standards	
---------	---	--



Art. no.	Version	Unit
	· Black	

Solid rubber contour plug, 2-pole

- For mounting on cables up to H07RN-F 2 x 2.50 mm², without earthing contact
- Clip in function, delivery to the end consumer is only permissible in assembled condition
- Must be connected by qualified specialists only

919.179	· Black	20 items
---------	---------	----------



Solid rubber coupling

DIN 49440-2-D-AR1

- For mounting on cables up to H07RN-F 3G 2.50 mm², temperature range -40°C to 70°C
- Solid rubber insert with earthing contact and side fitting
- Robust industrial version with surface clamps and standardised clip in function

913.175	· Black	10 items
---------	---------	----------



IP44, DIN 49440-2-D-AR1

- For mounting on cables up to H07RN-F 3G 2.50 mm², temperature range -40°C to 70°C
- Thermoplast rubber insert with earthing contact and side fitting and cover
- Robust industrial version with surface clamps and standardised clip in function

919.177	· Black	10 items
---------	---------	----------



IP44 power strip 

Art. no.	Version	Unit

3-way earthing contact power strip with covers

IP44; 230V, 16 A

381.109	<ul style="list-style-type: none"> · Design: DIN 49 440 part 1 · With attachment eye and four fixing points · Solid elastomer version 	1 item
---------	--	--------



3-way couplings 16A/250V~, IP44 

Art. no.	Version	Unit

Solid rubber 3-way coupling

IP44, DIN 49440-2-D-AR1

- For fitting to cables up to H07RN-F 3G 2.50 mm², solid rubber insert with earthing contact
- Robust industrial version with hinged lid and hanger, standardised snap latch and kink protection
- Screws and terminal blocks on side, temperature range -40°C to 70°C
- For permanent use out of doors and on construction sites

913.170	· Black	10 items
---------	---------	----------



PA housing 3-way coupling

IP20, DIN 49440-2-D-AR1

- For fitting to cables up to H07RN-F 3G 2.5 mm², PA insert with earthing contact
- With attachment eye and kink protection, connections with screw terminals
- Temperature range -40°C to 70°C

919.1751*	· Black	10 items
-----------	---------	----------



Cord intermediate switch 16A/250V~, IP44

Art. no.	Version	Unit

Solid rubber cord intermediate switch

IP44

- 2-pole cut-off
- For round cable up to H07RN-F 3G 2.50 mm²

923.174	· Black	10 items
---------	---------	----------



International earthing contact plug

Art. no.	Version	Unit
Earthing contact plug, Switzerland CH, 10A/250V~		CH
Cables up to 3G 1.00 mm ²		
<ul style="list-style-type: none"> · Thermoplastic version · With strain relief 		
910.175	· Black, T12 plug	1 item
910.275	· White, T12 plug	1 item
Earthing contact plug, UK, 13A/250V~		UK
Cables up to 3G 1.50 mm ²		
<ul style="list-style-type: none"> · Plastic version · Integral 13A miniature fuse · With strain relief 		
910.176	· Black	1 item
910.276	· White	1 item
Earthing contact plug, USA, 15A/125V~		USA
3-pole		
<ul style="list-style-type: none"> · Non-polarised · Thermoplastic version 		
910.179	· Black, Nema 5-15P	20 items
USA plug		USA
2-pole		
<ul style="list-style-type: none"> · Not polarised, Duroplast 		
910.178	· Black	100 items
Earthing contact plug, Italy, 10A/250V~		Italy
3-pole		
<ul style="list-style-type: none"> · Thermoplastic version 		
910.174	· Black	50 items
Earthing contact plug, Australia, 10A/250V~		Australia
3-pole		
<ul style="list-style-type: none"> · With insulated pins and sleeve 		
910.182	· Black	40 items
910.282	· White	40 items

International earthing contact couplings

Art. no.	Version	Unit
Earthing contact coupling, Switzerland CH, 10A/250V~		CH
<ul style="list-style-type: none"> · Thermoplastic version 		
912.174*	· Black	50 items
912.274	· White	50 items
Earthing contact coupling, UK, 13A/250V~UK		
With function display		
<ul style="list-style-type: none"> · Thermoplastic version 		
910.177*	· Black	10 items
910.277*	· White	10 items
Earthing contact coupling with earthing pin, Belgium/France 15A/125V~		Earthing contact /UTE
With kink protection sleeve		
<ul style="list-style-type: none"> · Thermoplastic version 		
912.173	· Black	35 items
912.273	· White	35 items

Solid rubber international plugs and couplings



- Up to max. H07RN-F 3G 2.5 mm²
- Belgian/French system
- IP44, thermoplastic and solid rubber version, with snap latch

Art. no.	Version	Unit
Solid rubber plug 16 A/250V~		Earthing contact/UTE
IP44		
913.169	<ul style="list-style-type: none"> · With dual earthing contact · With side fitting, socket and surface clamps · Black 	20 items
Solid rubber coupling, 16 A/250V~		Earthing contact/UTE
IP44		
919.169	<ul style="list-style-type: none"> · With snap latch and protection against contact · With thermoplastic cover · Black 	10 items



Non-heating appliance plugs and sockets

Art. no.	Version	Unit
Non-heating appliance plug with earthing contact		
C14, 10A/250V~, 70°C		
<ul style="list-style-type: none"> · For cables up to 3G 1.00 mm², thermoplastic version with earthing contact C14 for cable junction · Screw terminal, kink protection nozzle and strain relief 		
915.171	· Black	50 items
915.271	· White	50 items
915.971	· Grey similar to RAL7035	50 items
Non-heating appliance right angle plug with earthing contact		
C14, 10A/250V~, 70°C		
<ul style="list-style-type: none"> · For cables up to 3G 1.00 mm², thermoplastic version with earthing contact C14 for cable junction · Screw terminal, kink protection and strain relief, cable exit right hand side 		
915.172	· Black	50 items
Non-heating appliance socket with earthing contact		
C13, 10A/250V~, 70°C		
<ul style="list-style-type: none"> · For cables up to 3G 1.00 mm², thermoplastic version with earthing contact C13 for cable mounting · Screw terminal, kink protection nozzle and strain relief 		
915.170	· Black	25 items
915.270	· White	25 items
915.970	· Grey similar to RAL7035	25 items
Non-heating appliance right angle socket with earthing contact		
C13, 10A/250V~, 70°C		
<ul style="list-style-type: none"> · For cables up to 3G 1.00 mm², thermoplastic version with earthing contact C13 for cable mounting · Screw terminal, kink protection and strain relief, cable exit right hand side 		
915.173	· Black	25 items
915.973	· Grey similar to RAL7035	25 items
Non-heating appliance in-built plug		
C14, E, 10A/250V~, 70°C		
<ul style="list-style-type: none"> · Thermoplastic version for screw terminal 		
917.170	· Black	50 items



* No storage type

Non-heating appliance plugs and sockets



Art. no.	Version	Unit
----------	---------	------

Non-heating appliance in-built socket

C13, F, 10A/250V~, 70°C

- Thermoplastic version for screw terminal

917.171	· Black	50 items
---------	---------	----------



Art. no.	Version	Unit
----------	---------	------

Non-heating appliance plug

C20, 16A/250V~, 70°C

- Thermoplastic version with earthing contact
- With kink protection nozzle for line assembly

915.175	· Black	25 items
---------	---------	----------



Non-heating appliance in-built plug |

C20, 16A/250V~, 70°C

- Thermoplastic version

917.173	· Black	25 items
---------	---------	----------



Non-heating appliance socket with earthing contact

C19, 16A/250V~, 70°C

- For cables up to 3G 1.50 mm²
- Thermoplastic version with earthing contact C19
- Kink protection nozzle for line assembly

915.174	· Black	25 items
---------	---------	----------



Non-heating appliance in-built socket with earthing contact

C19, J, 16A/250V~, 70°C

- Thermoplastic version with earthing contact C19

917.172	· Black	25 items
---------	---------	----------

Heating appliance plugs and sockets



Art. no.	Version	Unit
----------	---------	------

Hot appliance built-in plug

C16A, E, 10A/250V~, 155°C

- Thermoplastic version for screw terminal

918.170	· Black	50 items
---------	---------	----------



Heating appliance socket with earthing contact

C15A, 10A/250V~, 155°C

- For cables up to 3G 1.00 mm²
- Thermoplastic version with earthing contact, C15A for cable mounting
- Screw terminal, kink protection nozzle and strain relief

916.170	· Black	25 items
---------	---------	----------

916.970	· Grey (RAL7035)	25 items
---------	------------------	----------

Heating appliance sockets

Art. no.	Version	Unit
Heating appliance socket		
C21, 16A/250V~, 155 °C		
· Kink protection nozzle for line assembly		
918.171	· Black	25 items



Junction boxes

Art. no.	Version	Unit
Appliance junction box		
16A/380V~		
· For 55 mm wall boxes / height 14 mm		
· Thermoplastic version for concealed wiring mounting		
· Easy mounting thanks to removable terminal box		
· Snap in lid		
· With screw terminal 5 x 2.50 mm ² and strain relief		
190.271	· White	20 items



Cooker connection socket		
16A/380V~		
· For 55 mm wall boxes / height 23 mm		
190.270	· White	20 items



Safety connector perilex plug 16A/250V~

Art. no.	Version	Unit
Perilex plug		
IP54		
· Side entry, 3-pole + E + O to VDE 0100/5.73		
· Waterproof IP20		
349.203	· White	10 items



Accessories

Art. no.	Version	Unit
----------	---------	------



Intermediate switch 2A/250V-

For cables up to H03VVH2-F2 x 0.75 mm²

· Plastic

923.170	· Black	1 item
923.270	· White	1 item



Lamp holder, pre-wired

E 27

· 60 W plastic E 27 holder

· Delivery in units of 20 only

641.170	· 0.2 m H03VV-F2 x 0.75 mm ² · With 2-pole lustre terminal block · Black	20 items
641.171	· 0.2 m H03VV-F2 x 0.75 mm ² · With clamp terminal · Black	20 items



Light bulb adaptor

Converts E 27 fitting to E 14

730.005	· External thread: E 27 · Internal thread: E 14 · Thread: Brass · Insulation: Plastic	1 item
---------	--	--------



Light bulb adaptor

Converts E 40 fitting to E 27

730.008	· External thread: E 40 · Internal thread: E 27 · Thread: Brass · Insulation: Porcelain	1 item
---------	--	--------



Porcelain terminal

For wire cross sections up to 2.5 mm²

· Without wire protection

950.000	· 1-pole · Dimensions: 17 x 9.5 x 12 mm, hole diameter ca. 3.1 mm	1 item
950.002	· 2-pole with central fixing hole · Dimensions: 21 x 18 x 16 mm, hole diameter ca. 4.3 mm	1 item
950.003	· 3-pole with central fixing hole · Dimensions: 33 x 19 x 16 mm, hole diameter ca. 5.0 mm	1 item

For wire cross sections up to 4 mm²

950.004	· 2-pole with central fixing hole · Dimensions: 24 x 22 x 22 mm hole diameter ca. 5.0 mm	1 item
---------	---	--------

Ceiling box, diameter 70 mm

· Including screws

· Loose in bag

190.273	· White, approx. height 20.0 mm	20 items
---------	---------------------------------	----------



Accessories for illumination light chains

Art. no.	Version	Unit
Connecting box		
For flat cables H05RN H2 x 1.5 mm ²		
740.015	· Black	30 items
Solid rubber right angle plug		
IP44		
740.017	<ul style="list-style-type: none"> · For flat cable · With snap latch · With surface clamps · Assembled with two screws from front · Black 	10 items
Flat cable plug for illumination cable 16 A / 250 V~		
DIN 49406, for H05RN H2-F2 x 1.5 mm ² cables		
740.002	<ul style="list-style-type: none"> · Solid rubber version · Without earthing contact · With snap latch · Black 	10 items
Flat coupling for illumination cable		
DIN 0282		
740.003	<ul style="list-style-type: none"> · With hinged cover and mounting · Without earthing contact · For contour plugs only · Black 	10 items
End piece for illumination cable		
DIN 0282		
740.004	<ul style="list-style-type: none"> · With hook for hanging · Provides a secure end to illumination lighting cables · Black 	10 items



Light chains



Art. no.	Version	Unit
----------	---------	------

Light chain with plug and end piece

With plug and end piece

- External dimensions approx. 5.20 x 13.20 m
- Including rubber plug and end piece with hook

740.005	<ul style="list-style-type: none"> · With 10 E 27 lamp holders · Light bulbs not included · Green, 10 m cable 	1 item
740.006	<ul style="list-style-type: none"> · With 20 E 27 lamp holders · Light bulbs not included · Green, 20 m cable 	1 item

Lamp holders



Art. no.	Version	Unit
----------	---------	------

Illumination lamp holder

E 27

- For use outside
- Heat and weather resistant thermoplastic
- Splash-proof when used with sealing ring (740.001/740.012) – please order separately

740.000	<ul style="list-style-type: none"> · Max. 40W · Protection class II / IP44 · Up to 165 °C without sealing ring 	100 items
---------	---	-----------



Illumination lamp holder with fixing base

- For fixing on firm surfaces
- Only use outside with rubber seal.
- Sealing ring (740.001/740.012) – please order separately

740.011	<ul style="list-style-type: none"> · E 27 · Black, Distance of fixing screws: 46 mm 	50 items
740.010	<ul style="list-style-type: none"> · E 14 · Black, Distance of fixing screws: 40 mm 	50 items

Art. no.	Version	Unit
----------	---------	------

Sealing ring for illumination lamp holders

- For fitting or retrofitting lamp holders to light chains for outdoor use
- Guaranteed protection from water droplets when the bulb is directed downwards

740.001	<ul style="list-style-type: none"> · E 27 · Black 	500 items
740.012	<ul style="list-style-type: none"> · E 14 · Black 	150 items



* No storage type, purchase in complete packaging units only

MAXI series 1000 silicone housing



- For halogen cold light mirror lamps, diameter 51 mm, 12V~, maximum 35 W
- Do not use Cool Beam light bulbs
- Triple insulation, with cable, light bulbs not included

Art. no.	Version	Unit
MAXI series 1000 silicone housing		
With ceramic lamp holder		
924.224	· Transparent	1 item
924.225	· White	1 item
With ceramic lamp holder, supplied in bags of 50, loose		
924.332	· White	500 items
Without ceramic lamp holder, supplied in bags of 50, loose		
924.334	· White	500 items



Series 1002 decorative rings		
For MAXI series 1000 silicone housing		
· Dimensions: inner 5 cm, outer 8 cm		
924.231	· Chrome	1 item
924.250	· Matt brushed stainless steel	1 item



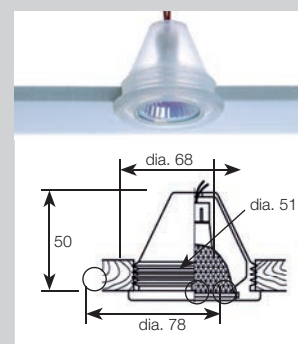
MAXI silicone housing for low-voltage recessed halogen spotlights

The MAXI silicone housing consists of a high-tech, high temperature-resistant elastomer with exceptional properties that will suit a wide range of applications:

- Totally rust-free
- Resistant to UV, ozone and ageing
- Heat and cold-resistant
- Excellent resistance to weather and maritime environments
- Patented
- Quick and easy to assemble and dismantle
- No component mounting
- Light bulbs changed without tools
- No troublesome metal rings
- Can also be used for shops and exhibition stands (to match decor!)
- Quick mounting technology
- Mounting without springs

Can be fitted in:

- Solid materials in different thicknesses
- Fragile materials such as
- plasterboard, fibreboards, chipboards, etc.



Series 1000 silicone recessed spotlight housing

MAXI silicone recessed spotlight housing for high-voltage halogen and LED light bulbs		
924.350	· For GU10 halogen lamp D:51mm, 230V	
	· Max. 35W or GU10 230V LED lamp up to 5W, colour: White	
924.352	· For GU10 halogen lamp D:51mm, 230V	
	· Max. 35W or GU10 230V LED lamp up to 5W, colour: Transparent	



* No storage type, purchase in complete packaging units only



Shuttered

Art. no.	Version	Unit
----------	---------	------

Teddy series 6310
Socket outlet protection

- Socket outlet protection for plugging into earthing contact socket outlets
- Protective cover with key
- Only remove from the socket outlet with the key supplied
- 5 items and 3 keys in transparent bag (price per bag)



924.201	· White	10 bags
924.101	· Black	10 bags
924.004	· Brown (supplied in units stated)	10 bags

- Loose (price per item)
- | | | |
|---------|---------|----------|
| 924.005 | · White | 50 items |
|---------|---------|----------|

Teddy automatic series 6320
Socket outlet protection

- Socket outlet protection for sticking into earthing contact socket outlets
- 5 items on blister card (price per card)



924.009	· White	20 cards
924.010	· Black	20 cards
924.011	· Brown	20 cards

- Loose (price per item)
- | | | |
|---------|---------|-----------|
| 924.012 | · White | 250 items |
|---------|---------|-----------|

2002 series protective caps

- For plugging into earthing contact socket outlets
- 10 items in transparent bag (price per bag)



924.172	· White	10 items
---------	---------	----------

Teddy duo series 6330
Night light

- Night light and socket outlet protection
- With key
- 1 item on blister card (price per card)



924.001	· Gives a red light	20 items
924.002	· Gives a red light, with motif	20 items

Cord intermediate dimmer

- With screwed contacts
- Do not use Cool Beam light bulbs
- For double insulated flat cable 2 x 0.75 mm²

Art. no.	Version	Unit
Series 5052 cord intermediate dimmer, 2 A/250 V~		L x W x H 66 x 30 x 21 mm
Off switch, 2-pole		
<ul style="list-style-type: none"> · Non-illuminated, for Class II equipment · Marking 0 - 1 · For double insulated flat cable 2 x 0.75mm² 		
924.028	· Housing black, rocker black	20 items
924.029	· Housing white, rocker white	20 items
Off switch, 2-pole		
<ul style="list-style-type: none"> · Illuminated, for Class II equipment · Marking 0 - 1 · For double insulated flat cable 2 x 0.75mm² 		
924.031	· Housing white, rocker white	20 items
Series 5044 cord intermediate dimmer, 2(1) A/250 V~		L x W x H 66 x 30 x 21 mm
Off switch, 1-pole		
<ul style="list-style-type: none"> · Housing and strain relief screwed, 2 connector terminals · For dual insulated flat cable 2 x 0.75 mm² and 3 x 0.75 mm² · Contact strain relief 		
924.259	· Housing transparent, button transparent	20 items
924.023	· Housing white, button black	20 items
924.024	· Housing black, button black	20 items
924.025	· Housing white, button white	20 items
924.026	· Housing brown, button beige	20 items
924.027	· Housing gold, button gold	20 items
924.260	· Housing titanium, button black	20 items
Series 8007 cord intermediate dimmer, 2A/250 V~		L x W x H 61 x 23 x 15 mm
Off switch, 1-pole		
<ul style="list-style-type: none"> · Strain relief and housing screwed · Connector terminal for neutral conductor · For dual insulated flat cable 2 x 0.75 mm² 		
924.036	· Housing black, rocker black	50 items
924.037	· Housing white, rocker white	50 items
924.038	· Housing brown, rocker brown	50 items
924.039	· Housing gold, rocker gold	50 items
Series 8002 cord intermediate dimmer, 2A/250 V~		L x W x H 58 x 28 x 29 mm (without button)
Off switch, 1-pole		
<ul style="list-style-type: none"> · Strain relief screwed, snap-on housing, with inset pushbutton switch, button diameter 12 mm · Connector terminal for neutral conductor · For dual insulated flat cable 2 x 0.75 mm² and 3 x 0.75 mm² 		
924.032	· Housing black, button black	50 items
924.033	· Housing white, button white	50 items
924.034	· Housing brown, button brown	50 items
Series 5055 cord intermediate switch, 3(2) A/250 V~		L x W x H 67 x 22 x 17 mm (without rocker)
Off switch, 1-pole		
<ul style="list-style-type: none"> · Strain relief via insulated material screw, snap-on housing assembly · Connector terminal for neutral conductor · Contacts with silver, therefore particularly suitable for LED · For dual insulated flat cable 2 x 0.75 mm² and 3 x 0.75 mm² 		
924.043	· Housing black, rocker black	50 items
924.044	· Housing white, rocker white	50 items
924.045	· Housing brown, rocker brown	50 items
924.046	· Housing gold, rocker gold	50 items
924.261	· Housing titanium, rocker black	50 items





Art. no.	Version	Unit
Series 8006 cord intermediate switch, 6(4) A / 250 V ~		L x W x H 76 x 26 x 23 mm
Off switch, 1-pole		
<ul style="list-style-type: none"> · Strain relief for screwing, housing screwed, 2 connector terminals, marking 0 - I · For dual insulated flat cable 2 x 0.75 mm² and 3 x 0.75 mm² · Suitable for secondary phase halogen lamp switching 		
924.047	· Housing black, rocker black	50 items
924.048	· Housing white, rocker white	50 items
924.049	· Housing brown, rocker brown	50 items
924.050	· Housing gold, rocker brown	50 items



Art. no.	Version	Unit
Series 8010 cord intermediate switch, 10(4) A / 250 V ~		L x W x H 80 x 30 x 25 mm
Off switch, 2-pole		
<ul style="list-style-type: none"> · Strain relief for screwing, housing screwed, connector terminal for protective conductor · Marking 0 - I · For cable 2 x 0.75 mm² and 3 x 0.75 mm² 		
924.051	· Housing black, rocker red	50 items
924.052	· Housing white, rocker white	50 items
924.053	· Housing brown, rocker beige	50 items



Art. no.	Version	Unit
Series 8010 cord intermediate switch, 10(4) A / 250 V ~		L x W x H 80 x 30 x 25 mm
Off switch, 2-pole		
<ul style="list-style-type: none"> · Strain relief for screwing, housing screwed, connector terminal for protective conductor · Marking 0 - I · Illuminated · For dual insulated flat cable 2 x 0.75 mm² and 3 x 0.75 mm² 		
924.327	· Housing black, rocker red	50 items



Art. no.	Version	Unit
Series 8011 cord intermediate dimmer, 2 A / 250 V ~		L x W x H 105 x 37 x 37 mm
Multi-circuit switch, 1-pole		
<ul style="list-style-type: none"> · Housing with line exit on both sides · 2 connector terminals · Circuit 0-1-1+2-2-0 · For cable 2 x 0.75 mm² and 3 x 0.75 mm² 		
924.054	· Housing black, button black	10 items
924.055	· Housing white, button white	10 items

Refrigerator door switch with quick-action contact

- With screwed contacts, T 85°C
- Two-hole fixing, fixing holes diameter 3.5 mm



Art. no.	Version	Unit
Series 5120 refrigerator door switch with quick-action contact, 2(1) A / 250 V ~		L x W x H 39 x 34 x 15 mm
Break-contact switch, 1-pole		
<ul style="list-style-type: none"> · Trade version with added housing · Hole distance 43 mm 		
924.203	· Housing white, button white	40 items
924.103	· Housing black, button black	40 items
<ul style="list-style-type: none"> · Industrial version without additional housing · Hole distance 25.5 mm · Caution: Ensure installation is VDE-compliant, e.g. bolt only to insulating surfaces (plastic) 		
924.071	· Housing white, button white	100 items
924.072	· Housing black, button black	100 items

Foot-operated intermediate switches

- With screwed contacts
- For dual insulated flat cable 2 x 0.75 mm² and 3 x 0.75 mm²
- 2 connector terminals
- Snap-on housing
- Strain relief screwed



Art. no.	Version	Unit
Series 5062 intermediate foot switch, 2(1) A/250 V ~		diameter 66 mm
Off switch, 1-pole		
924.056	· Housing gold, button gold	10 items
924.057	· Housing white, button black	10 items
924.058	· Housing black, button black	10 items
924.059	· Housing white, button white	10 items
924.060	· Housing brown, button beige	10 items
Series 8009 intermediate foot switch, 2(1) A/250 V ~		diameter 66 mm
Off switch, 1-pole		
924.062	· Housing black, button black	10 items
924.063	· Housing white, button white	10 items
924.064	· Housing brown, button brown	10 items
924.065	· Housing gold, button gold	10 items
Series 8009 intermediate foot switch, 6(2) A/250 V ~		diameter 66 mm
Off switch, 1-pole		
· Suitable for secondary phase halogen lamp switching		
924.068	· Housing black, button black	10 items
924.069	· Housing white, button white	10 items
Series 8009 intermediate foot switch 2(1) A/250 V ~		diameter 66 mm
Multi-circuit switch, 1-pole		
· Circuit 0-1-1+2-2-0		
924.066	· Housing white, button black	10 items
924.067	· Housing black, button black	10 items
924.264	· Housing gold, button gold	10 items
Series 8008 intermediate foot switch 2 A/250 V ~		diameter 66 mm
Off switch, 1-pole		
924.061	· Housing brass, button black · Housing and strain relief screwed, no snap-on housing	10 items





Cord end switch

- With screwed contacts
- Housing and strain relief screwed



Art. no.	Version	Unit
----------	---------	------

Series 8016 cord end switch 10(2) A / 250V ~ L x W x H 30 x 51 x 20 mm

On/off switch, 1-pole, marking 0 - 1		
924.073	· Housing white, rocker white	50 items
924.074*	· Housing black, rocker black	50 items

Cord end dimmers, 8013 series

- Hand or foot activated, for low-voltage halogen lamps (for conventional transformers)
- For high-volt halogen lamps, for bulbs of 20-500W



Art. no.	Version	Unit
----------	---------	------

Series 8013 cord end dimmer 250V ~ L x W x H 107 x 60 x 30 mm

With 2 m cable and appliance plug		
924.078	· Housing black, slider black	1 item
924.079	· Housing white, slider white	1 item
924.080	· Housing gold, slider gold	1 item
924.266	· Housing titanium, slider black	1 item

Series 8013 cord intermediate dimmer 250V ~ L x W x H 107 x 60 x 30 mm

924.075	· Housing black, slider black	1 item
924.076	· Housing white, slider white	1 item
924.077	· Housing gold, slider gold	1 item
924.265	· Housing titanium, slider black	1 item
924.336	· Housing transparent, slider transparent	1 item

Series 8015 cord intermediate dimmer

- With illumination, for light bulbs, with strain relief



Art. no.	Version	Unit
----------	---------	------

Series 8015 cord intermediate dimmer 230V ~ L x W x H 92 x 28 x 27 mm

From 40 to 160 watts with miniature fuse 0.8 A		
924.267	· Housing transparent	10 items
924.081	· Housing black	10 items
924.082	· Housing white	10 items

Art. no.	Version	Unit
----------	---------	------

Series 8113 cord intermediate dimmer / reverse phase control dimmer 230V ~ L x W x H 130 x 60 x 35 mm

50Hz, 20 to 300 VA		
· Connection options can be freely selected (as intermediate or end dimmer)		
· Hand and foot activation		
· Buzz-free, without fuse protection, separate on and off switches, night light in the dark		
924.338	· Housing black	1 item

* No storage type, purchase in complete packaging units only

Series 8113 cord intermediate dimmer

- For low-voltage halogen lamps (with electronic transformers)
- For high-voltage halogen lamps, for light bulbs

Art. no.	Version	Unit
Series 8114 cord intermediate dimmer 250V~		96 x 41 x 29 mm
50 Hz, 20 to 200 W/VA		
<ul style="list-style-type: none"> · Revolving off function, with earth wire connection · For low-voltage halogen lamps with conventional transformers · For high-voltage halogen lamps, for light bulbs · Fuse switch accessible from the outside, allows problem-free fuse changing 		
924.340	· Housing black, rotating wheel light grey	1 item
924.342	· Housing transparent	1 item
924.343	· Housing white	1 item
924.344	· Housing gold	1 item



Art. no.	Version	Unit
Series 8116 LED cord intermediate dimmer		
For dimmable LED lamps, dimmable energy saving lamps		
924.0161	· 230V AC, 50Hz, 7 -110 W/VA, colour: Black	
Separate on and off switches, control wheel provides dimming function.		



Art. no.	Version	Unit
Series 8117 cord intermediate dimmer		
For low-voltage halogen lamps with magnetic transformers, high-voltage halogen lamps and filament light bulbs		
924.0162	· 230V AC, 50Hz, 20 - 500 W/ VA, colour: Black	
Function as mother/child dimmer, slide controller for manual and foot operation, night light		



Series 3652 rocker switch

- With and without illumination, tab terminals 6.3 x 0.8 mm
- Snap-in fixing to 11 x 30 mm cut-out

Art. no.	Version	Unit
Series 3652 rocker switch 16(8) A/250V~, T 185°C		
On-off switch, 1-pole, non-illuminated, no embossing on rocker		
924.090	· Housing white, rocker white	50 items
924.091	· Housing black, rocker black	50 items
On-off switch, 1-pole, illuminated, no embossing on rocker		
924.111	· Housing white, rocker red	50 items
924.112	· Housing black, rocker red	50 items
924.113*	· Housing black, rocker yellow	50 items
924.114	· Housing black, rocker green	50 items
Changeover switch, 1-pole, non-illuminated, no embossing on rocker, no centre position		
924.092*	· Housing black, rocker black	50 items



* No storage type, purchase in complete packaging units only



Series 3652 rocker switch

- With and without illumination, tab terminals 6.3 x 0.8 mm
- Snap-in fixing to 22 x 30 mm cut-out



Art. no. | Version | Unit

Series 3652 rocker switch 16(8) A / 250 V ~, T 125 °C

On-off switch, 2-pole, non-illuminated, with rocker coinage 0 I

924.094	· Housing white, rocker white	50 items
924.095	· Housing black, rocker black	50 items

On-off switch, 2-pole, illuminated, rocker embossed with 0 I

924.096	· Housing white, rocker red	50 items
924.097	· Housing black, rocker green	50 items
924.098	· Housing black, rocker yellow	50 items
924.099	· Housing black, rocker red	50 items

Changeover switch, 2-pole, non-illuminated, no embossing on rocker, no centre position

924.109	· Housing black, rocker black	50 items
---------	-------------------------------	----------

On-off switch, 2 x 1-pole, illuminated, no embossing on rocker

924.120	· Housing black, rocker red/red	25 items
---------	---------------------------------	----------

PVC caps and surrounds

- Retrofit to series 3652 as splash and dust protection



Art. no. | Version | Unit

Series 22 SPVC caps and surrounds

For 1-pole rocker switch

924.115	· Surround white, cap clear	50 items
924.116	· Surround black, cap clear	50 items

For 2-pole rocker switch

924.118	· Surround black, cap clear	50 items
---------	-----------------------------	----------

Series 8004 rocker switch

- Snap-in fixing to 19.4 x 13 mm cut-out
- Suitable for secondary phase halogen lamp switching
- Non-illuminated, marking 0 - I



Art. no. | Version | Unit

Series 8004 rocker switch 6(2) A / 250 V ~, T 85 °C

Off switch, 1-pole

924.127	· Flat socket connections 4.8 mm · Housing black, rocker black	50 items
924.128	· Screw terminals · Housing black, rocker red	50 items

Series 8005 rocker switch

- Snap-in fixing to 22 x 30 mm cut-out
- Combined flat socket connections 6.3 mm
- Screw terminals M 3
- Illuminated, marking 0 - I

Art. no.	Version	Unit
----------	---------	------

Series 8005 rocker switch 16(4) A/250 V~, T 85 °C

Off switch, 2-pole

924.129	· Housing black, rocker red	100 items
---------	-----------------------------	-----------




Series 8014 rocker switch

Art. no.	Version	Unit
----------	---------	------

Series 8014 rocker switch 6(2) A/250 V~, T 85 °C

Off switch, 1-pole

- Fits diameter 22 mm, fixing thread M 22, Class II
- Screwed contacts, with plastic hexagonal nut
- Suitable for secondary phase halogen lamp switching

924.131	· Housing white, rocker white	50 items
924.132	· Housing black, rocker black	50 items

**Series 8014 rocker switch 6(2) A/250 V~, T 120 °C**

Off switch, 1-pole

- Fits hole diameter 19 mm, class II, screwed contacts, with protection against contact
- Suitable for secondary phase halogen lamp switching

924.133	· Housing black, rocker black	50 items
924.134	· Housing white, rocker white	50 items

**Series 8014 rocker switch 16(4) A/250 V~, T 85 °C**

Off switch, 2-pole

- Snap-in fixing to 22 x 30 mm cut-out, combined tab terminals 6.3 mm
- Screw terminals M 3, with water protection cap, illuminated, marking 0 I

924.136	· Housing red, rocker red	50 items
---------	---------------------------	----------





Multi-position pushbutton switches

- Central fixing by M 12 x 1 mm, screwed contacts, bell-shaped nut screws on from above
- Circuit 0-1-1+2-2-0

Art. no.	Version	Unit
----------	---------	------

Series 3076 multi-position pushbutton switches 2 A/250 V~, T 100 °C

Multi-circuit switch, 1-pole

924.140	· Button white, thread length 8 mm	50 items
924.141	· Button white, thread length 12 mm	100 items

Push-button switches

- Central fixing by M 10 x 1 mm, screwed contacts, bell-shaped nut screws on from above



Art. no.	Version	Unit
----------	---------	------

Series 8001 pushbutton switch 2(0.7) A/250 V~, T 100 °C

Off switch, 1-pole

924.142	· Button white, thread length 8 mm	100 items
924.143	· Button black, thread length 8 mm	100 items
924.145	· Button white, universal for 8- 15 mm thread · With 2 thread-reducing rings	100 items 100 items

Series 8001 pushbutton switch 6(2) A/250 V~ AC, T 85 °C

Off switch, 1-pole

- Suitable for secondary phase halogen lamp switching

924.144	· Button white, thread length 8 mm	100 items
---------	------------------------------------	-----------

Series 3030 pushbutton switch 2(1) A/250 V~, T 85 °C

Off switch, 1-pole

- Knurled nut screwed on

924.137	· Button white, thread length 11.5 mm	100 items
924.138	· Button black, thread length 11.5 mm	100 items

Pushbutton

- Without thread, screwed contacts, fixing holes diameter 3.6 mm



Art. no.	Version	Unit
----------	---------	------

Series 8001 pushbutton 2 A/250 V~ AC

Make-contact switch, 2-pole

924.146	· Button white	50 items
---------	----------------	----------

Button

- Central fixing by M 10 x 1 mm, screwed contacts, bell-shaped nut screws on from above
- With 2 thread-reducing rings, universal for 8-15 mm threads

Art. no.	Version	Unit
Series 8001 buttons 2(0,7)A/250V~, T 100°C		
Make-contact switch, 1-pole		
924.149	· Button white, thread length 8-15 mm	100 items

inter  BÄR

Pull switches

Screwed contacts

Art. no.	Version	Unit
Series 3716 pull switch 4(1)A/250V~, T 125°C		
Off switch, 1-pole		
924.151	<ul style="list-style-type: none"> · Housing black · Two-hole fixing · Hole spacing 20 mm · Fixing holes diameter 3.4 mm 	50 items

Series 3730 pull switch 2(1)A/250V~, T 125°C		
Off switch, 1-pole		
924.152	<ul style="list-style-type: none"> · Housing black · Single-hole fixing · Fixing holes diameter 3.2 mm 	100 items
924.153	<ul style="list-style-type: none"> · Housing black · Hole spacing 22-25 mm · With screw mounting plates 	100 items

Series 3746 pull switch 2A/250V~, T 125°C		
Off switch, 1-pole		
<ul style="list-style-type: none"> · Two-hole fixing · Hole distance 22 mm · Fixing holes diameter 3.4 mm 		
924.154	· Housing brown-black, pull cord entry on end face	50 items
924.155	· Housing brown-black, pull cord entry on side face	50 items
<ul style="list-style-type: none"> · Hole distance 23 mm · Fixing holes diameter 3.4 mm · With fixing plate 		
924.156	· Housing brown-black, pull cord entry on end face	50 items





Pull switches

- Two-hole fixing, hole spacing 20 mm, hole diameter 3.4 mm screw contacts



Art. no.	Version	Unit
----------	---------	------

Series 8017 pull switch 2A/250V~, T 100 °C

Off switch, 2-pole

924.159	· Housing black	50 items
---------	-----------------	----------

Multi-circuit pull switch

- Two-hole fixing, hole spacing 22 mm, hole diameter 3.15 mm
- Screwed contacts, switches between 0 - 1 - 1+2 - 2 - 0



Art. no.	Version	Unit
----------	---------	------

Series 3776 multi-circuit pull switch 2A/250V~, T 85 °C

Multi-circuit switch, 1-pole

924.157		50 items
---------	--	----------

Pull cord

- 25 cm, with pull cone
- Suitable for switch types 3716, 3730, 3746, 8017, 3776



Art. no.	Version	Unit
----------	---------	------

Pull cord

924.158	· White	50 items
---------	---------	----------

Toggle switches

- Suitable for equipment in safety class II, central fastening M 12 x 0.75 mm, hexagonal and knurled nut screwed on
- Toggle lever and housing made from thermoplastic, contacts silver, terminals silver plated
- Suitable for secondary phase halogen lamp switching



Art. no.	Version	Unit
----------	---------	------

Series 8400 rocker switch 6(4) A/250V~, T 85 °C

Off switch, 1-pole

924.160	· Soldered connection	50 items
924.161	· Flat socket connections 4.8 mm	50 items

Series 8400 rocker switch 6(4) A/250V~, T 85 °C

Changeover switch, 1-pole

924.162	· Soldered connection	50 items
924.163	· Flat socket connections 4.8 mm	50 items

Special products

Art. no.	Version	Unit
8600 series pulse starters		
Instant ignition (rapid starter)		
· For fluorescent lamps, reduces the costs of maintenance and replacement of fluorescent lamps, protects the environment, 10-year warranty, -30 °C to +75 °C		
924.167	· EFS 120/110-250V~, 4-22W	10 items
924.168	· EFS 600/200-260V~, 4-125W	10 items

Series 8110 overload-protected power strip		
2-way		
924.164	<ul style="list-style-type: none"> · 230V~, 50Hz/16 A · For connecting two devices with high power consumption (e.g. washing machines and driers) · 1.5 m connector cable with plug · 1 socket outlet with automatic cut-out, power dependent · 1 socket outlet for continuous power · Screw-on · Weight 450 g 	1 item

Note This overload-protected power strip solves the problem of running two power-hungry appliances such as a washing machine and a tumble dryer from a single supply cable. It prevents fuses being blown and avoids the need for new cables to be installed. The two appliances can be run simultaneously because the power strip cuts out the tumble dryer during the water-heating phase of the washing machine. Once the heating stage is completed, the dryer is automatically switched on again. For electronic dryers please consult your user manual.

Art. no.	Version	Unit
Series 8140 power socket Thermo		dimensions: 59 x 107 x 40 mm
Temperature-controlled socket with 1 x earthed contact plug max. 230V / 16 A		
924.174	<ul style="list-style-type: none"> · Built-in battery Ni-MH 2.4V / 40mA · Integrated thermostat · Adjustable temperature range: 5 °C - 30 °C, 40 °F - 85 °F · Operating temperature: -10 °C to 70 °C · Accuracy: +/- 1 °C · LCD display, with coloured operating information · Display of target/actual temperature · Socket with manual switch 	10 items

Series 8812 dawn switch DS-A		Dimensions: 34 x 22.5 x 16 mm
230V AC, 50/60Hz, +/- 10%		
924.171	<ul style="list-style-type: none"> · Maximum load 100V~A at Too = -20 °C to 35 °C · Load current max. 430 mA · Switch-on threshold approx. 5 - 15 Lux · Switch-off threshold approx. 30 - 40 Lux · Cast housing 	1 item

Pinfix series 8821

Art. no.	Version	Unit
Pinfix series 8821		
Special solution for difficult flat connector power packs		
· For the whole of Europe (except Switzerland)		
· Pinfix is patented, 1 item on blister cards		
924.329	· Black	20 cards
924.330	· White	20 cards

Outdoor socket outlet

Art. no.	Version	Unit
Lockable outdoor socket outlet		
Series 9015 230 V, 16 A, IP44, only for mounting on wall, LWH 185 x 85 x 80 mm		
924.349	1 x socket outlet with earthing contact, supplied without lock and plug	
924.3491	1 x socket outlet with earthing contact, suitable for angle plug, supplied without lock and plug	



KITCHEN SOLUTIONS

Modern integration of power for kitchens

One of Bachmann's primary objectives is to deliver innovative products to help our customers achieve long-term success. For this reason we exploit all the possibilities offered by professional engineering and modern process management to develop our standardised and customised systems and products.

Plug into a world of opportunities

The new Bachmann power strips for kitchens are successful adaptations from the facility and IT industry. Years of experience and German engineering coupled with high-quality materials and collaborations with well-known product designers make our power strips designer pieces for perfect power integration.

With Bachmann KITCHEN SOLUTIONS you can be sure of having access to the best connectors and connections. Our products are configurable with numerous standard international socket outlets and if necessary with data connections too. Get in touch. We are happy to assist with customised solutions and projects.



TWIST..... 346

Exceptionally compact power strip with low installation depth. TWIST is flat enough not to interfere with units installed underneath. Winner of the Red Dot Product Design Award 2012 and other awards.



ELEVATOR 348

Designed for a standard hole diameter of 80 mm, ELEVATOR is a compact powerhouse with 3 socket outlets. Recessed in the top of the work surface when not in use, simply touch to raise.



ELEVATOR cover 350

The housing for ELEVATOR for fitting on walls, in corners or directly in cabinets. Stainless steel look surface.



POWER FRAME COVER 352

The amazing evolution of the POWER FRAME - an elegant and attractive aluminium cover that is particularly suitable for stylish kitchens.



POWER FRAME..... 354

For the integrated power connection. Versatile application options. The power strip simply clicks into the built-in frame.



CONI..... 356

Free access to the power supply. Integrated into the work surface together with connected cables. The integrated brush insert prevents cables jamming.



LIFT 358

A practical combination of sophisticated looks and precision mechanical design. Recessed in the top of the desk or table when not in use. Simply touch to raise. Docking options on four sides.



Wall / corner multiple-socket outlet 360

Universal multiple-socket outlets for installing both in corners and on walls. The stainless steel look profile makes it ideally suited to any kitchen.



Accessories and assembly items 362



World of opportunities



Function modules can be integrated ex factory



Overvoltage protection

These days the failure of electrical and electronic equipment is a real nightmare scenario. Protection against excess electric voltage is more important than ever for electrical and electronic equipment. "24/7 availability" is now essential for many users. Don't worry: the Bachmann strip with built-in overvoltage protection is the answer.



Mains and frequency filters

Mains and frequency filters ensure effective screening and smoothing of the input voltage. Only "clean" voltage gets through our mains and frequency filters. Voltage stabilisation and the filtering out of disturbance frequencies allows the connected device to run properly and smoothly.




USB 3.0 keystone module

The USB keystone module supports USB 3.0 and allows data to be transferred at high speed. Three different socket/socket combinations are available for different configurations.

USB charger

The USB charger component has 2 ports with max. 2.15 A. Integrated in Bachmann products, the ability to charge mobile devices using the universal USB charger is very convenient and the integrated mains adaptor frees up socket outlets too.



Residual current circuit breaker / miniature circuit breaker

The residual current circuit breaker / miniature circuit breaker integrated in a Bachmann strip gives you peace of mind. The user can select between the two circuit breakers. But they can of course be combined too.



You can also use the product configurator at bachmann.com

Bachmann products provide solutions that are as individual as life itself.





TWIST

Power outside the box



TWIST is the ideal power strip for kitchens. With its compact design and low installation depth, it is easily integrated in kitchen worktops.

Because the power cable is routed close to the housing, the installation depth is only around 40 mm, so the unit can be easily installed above a drawer.

With a choice of stainless steel or chrome look finish, the TWIST blends easily into both modern and classic.

The fastener is clever: After use, simply rotate the cover and the socket outlets disappear underneath it.

TWIST won the Red Dot Product Design Award 2012, the Interior Innovation Award 2014, the Focus Silver 2014, the Good Design Award 2014 and some other awards.

The benefits at a glance

- Very low installation depth (approx. 40 mm)
- Compact design (H x diameter: approx. 42.5 x 115 mm)
- Space-saving cable routing
- Quick and easy to install
- Suitable for retrofitting
- Stainless steel look
- KEMA KEUR approved
- Red Dot Product Design Award Winner 2012
- Interior Innovation Award 2014
- Focus Silver 2014
- Good Design Award 2014

TWIST

TWIST

Installation diameter 105 mm, installation depth 40 mm, for work surfaces of 8 mm or more

Art. no. | Version

TWIST 2S Metallic stainless steel look cover disc

Power input: 2.0 m cable with end sleeves and black earthing contact mounting plug (included)		
931.000	· 2 x socket outlet with earthing contact, shuttered, black	
931.002	· 2 x French / UTE socket outlet, shuttered, black	
931.008	· 2 x T23 CH socket outlet, shuttered, black	

TWIST 1S 2P Metallic matt chrome look cover disc

Power input: 0.2 m with GST18i3 plug		
931.001	· 1 x socket outlet with earthing contact, shuttered, black · 2 x keystone mount for data sockets	
931.003	· 1 x French / UTE socket outlet, shuttered, black · 2 x keystone mount for data sockets	NEW
931.009	· 1 x T13 CH socket outlet, shuttered, black · 2 x keystone module for data sockets	NEW

Power input: 2.0 m cable with end sleeves and black earthing contact mounting plug (included)

931.021	· 2 x socket outlet with earthing contact, shuttered, black	NEW
931.016	· 2 x French / UTE socket outlet, shuttered, black	NEW

Keystone modules for TWIST 931.001

1 x USB 3.0 A/A keystone		
917.120	· Front: Socket A / rear: Socket B	
1 x HDMI keystone		
918.040	· Front: HDMI socket, rear: HDMI socket without cable	
Keystone module CAT6 coupling socket/socket		
940.083	· Frontseite: RJ45 (Keystone-Befestigung), Rückseite: RJ45 (Keystone-Befestigung) · Geschirmt	

Other keystone modules on request

Hole saw diameter: 105 mm

For fitting the TWIST		
931.900	· In wood/plastic with cutting depth up to 44 mm	
918.900	· Mounting tool for hole saw with centring drill	

Art. no. | Length | Version

Device supply cable, GST18/right-angled earthing contact plug black

375.003	3.0 m	· Cable: H05VV-F 3G 1.5 mm ²	
375.007	5.0 m	· End 1: Right-angled earthing contact plug / End 2: Wieland GST18i3 socket	



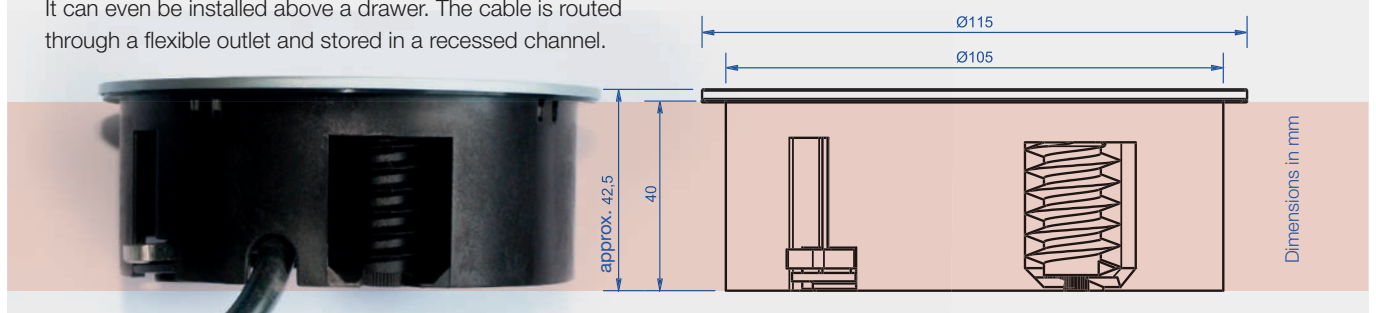
Watch the TWIST installation film
at bachmann.com

TWIST is so compact that it can be easily installed above a drawer.

With a total height of 42.5 mm, TWIST is so compact that it can be fitted virtually anywhere.

It can even be installed above a drawer. The cable is routed through a flexible outlet and stored in a recessed channel.

40 mm is all the space that TWIST requires.





ELEVATOR

The compact socket tower

ELEVATOR fits perfectly in any kitchen. Designed for the particular requirements of kitchens, ELEVATOR's 79 mm diameter makes it optimal for installation in kitchen worktops. The design is unobtrusive and the materials high quality.

Press down with your thumb to raise ELEVATOR which provides three socket outlets in a very small space. The power strip is simply lowered again after use.

The benefits at a glance

- Press down with your thumb to raise
- 3 socket outlets
- Suitable for standard 79 mm hole
- Quick and easy to install
- Suitable for retrofitting
- Stainless steel look
- Classic design

ELEVATOR

ELEVATOR

Art. no. | Version

ELEVATOR power strip	
Stainless steel look profile, power input: 2.0 m H05VV-F 3G 1.5 mm ² with end sleeves and earthing contact mounting plug (included)	
928.002	· 2 x socket outlet with earthing contact, shuttered, black
928.003	· 1 x socket outlet with earthing contact, shuttered, black · 2 x Euro socket outlet, shuttered, black
928.007	· 2 x French / UTE socket outlet, shuttered, black
928.017	· 1 x socket outlet with earthing contact, shuttered, 1 x USB double charger (5.2V / 2.15 A)
928.020	· 1 x French / UTE socket outlet, shuttered, 1 x USB double charger (5.2V / 2.15 A)
928.024	· 2 x Swiss / T23 socket outlet, shuttered, with mounting plug (included), black

Aluminium profile, matt chrome, power input: 0.5 m H05VV-F3G 1.5 mm ² with GST18 plug; 3.0 m data cables and plug and/or socket	
928.004	· 1 x socket outlet with earthing contact, shuttered, black, set at 35° · 2 x CAT6 RJ45 with 3.0 m data cable and RJ45 plug
928.005	· 1 x socket outlet with earthing contact, shuttered, black, set at 35° · 1 x CAT6 RJ45 with 3.0 m data cable and RJ45 plug · 1 x USB 3.0 A socket with 3.0 m data cable and USB 3.0 A plug
928.008	· 1 x French / UTE socket outlet, shuttered, black, set at 35° · 2 x CAT6 RJ45 with 3.0 m data cable and RJ45 plug
928.009	· 1 x French / UTE socket outlet, shuttered, black, set at 35° · 1 x CAT6 RJ45 with 3.0 m data cable and RJ45 plug · 1 x USB 3.0 A socket with 3.0m data cable and USB 3.0 A plug
928.010	· 1 x French / UTE socket outlet, shuttered, black, set at 35° · 1 x CAT6 RJ45 with 3.0 m data cable and RJ45 plug · 1 x HDMI socket with 3.0 m data cable and socket
928.026	· 1 x UK 5A individually fused, shuttered, black, set at 90° · 1 x USB double charger (5.2V / 2.15 A)
928.035	· 1 x Swiss / T13 socket outlet, shuttered, black · 2 x CAT6 RJ45 with 3.0 m data cable and socket



Accessories

Art. no. | Version

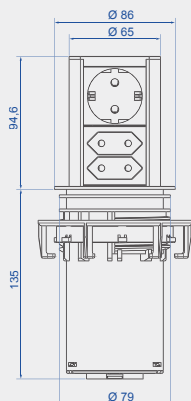
Hole saw diameter 79 mm for installing ELEVATOR	
928.900	· In wood/plastic; cutting depth up to 44 mm
918.900	· Mounting tool for hole saw with centring drill

Art. no. | Length | Version

Device supply cable, GST18/right-angled earthing contact plug		black
375.003	3.0 m	· Cable: H05VV-F 3G 1.5 mm ²
375.007	5.0 m	· End 1: Right-angled earthing contact plug / End 2: Wieland GST18i3 socket



Watch the ELEVATOR installation film at bachmann.com



ELEVATOR fits in cut-outs 79 mm in diameter

100 mm high, 79 mm in diameter: With 3 socket outlets, ELEVATOR is a tiny yet impressive powerhouse. Simply press down with your thumb to open ELEVATOR. It is simply lowered again after use.



Dimensions in mm



ELEVATOR COVER

The add-on for flexible installation

ELEVATOR COVER is the ideal add-on and screen for the ELEVATOR multiple-socket outlet. Two versions are available:

OUTSIDE version is the brushed stainless steel look profile for installing under the kitchen wall cupboard; BUILT IN is a housing for fitting in the cupboard.

Both versions optimally encase each ELEVATOR multiple-socket outlet and add to the installation options. ELEVATOR can be extended as usual with one press of the thumb and provides up to three socket outlets in a very small space. After use, ELEVATOR disappears back into the ELEVATOR COVER.

The benefits at a glance

- Installation add-ons and screens suitable for the ELEVATOR power strip
- Mounted on the wall or in a corner
- Two versions available (in or below wall cupboard)
- Quick and easy to install
- Suitable for retrofitting
- Aluminium to 'stainless steel' look

ELEVATOR COVER

Art. no. | Version

ELEVATOR COVER outside

Height: 210 mm; diameter: 92 mm

to hold ELEVATOR for mounting below kitchen wall cupboard

928.901 | · Stainless steel look surface




Illustration shows ELEVATOR power strip as example. Power strip not included.

ELEVATOR COVER built in

Dimensions: 127 x 127 x 150 mm

Housing to hold ELEVATOR for mounting inside kitchen wall cupboard

928.902 | · Stainless steel look body
| · Plastic top





POWER FRAME COVER

Who'd have thought power could be so elegant

The compact POWER FRAME has evolved into the POWER FRAME COVER with an elegant and attractive aluminium cover, designed especially for stylish kitchen environments and with the added bonus of protection from dust and dirt.

The benefits at a glance

- Design piece made from anodised aluminium
- Suitable for retrofitting
- Power and data can be accessed from all sides
- Dust protection
- Compact dimensions
- Versatile in application
- Quickly installs complete power strips
- Multitude of configuration options

Also available in other configurations

POWER FRAME built-in frame

Art. no. | Version

POWER FRAME COVER 3-way		Dimensions approx. 255 x 87 x 8 mm
Aluminium, mounted on black Power Frame, for gluing into the worktop		
915.500	· Aluminium flap	
915.501	· Inox (similar MAS0802000), painted Aluminium	
915.503	· white (similar RAL 9010), painted Aluminium	
915.022	· black (similar to E1/C35), anodised and brushed Aluminium	



Aluminium power strips

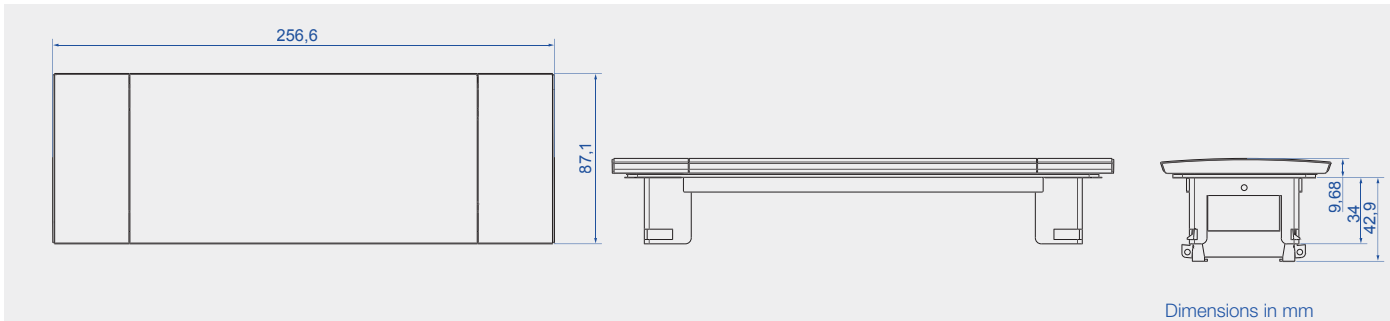
Art. no. | Version

Power strips		Length approx. 220 mm
Anodised aluminium profile; fixed connection with power input 2.0 m H05VV-F 3G 1.5 mm ² with end sleeves and earthing contact mounting plug (included separately)		
916.1192	· 3 x socket outlet with earthing contact, shuttered, black, set at 35°	
916.111	· 3 x French / UTE socket outlet, shuttered, black, set at 35°	
916.1193	· 2 x socket outlet with earthing contact, shuttered, black, set at 35° · 1 x USB double charger (5.2V / 2.15 A)	
916.112	· 2 x French / UTE socket outlet, shuttered, black, set at 35° · 1 x USB double charger (5.2V / 2.15 A)	



You can also use the product configurator at bachmann.com

Desk connection panels



U USB double charger for mobile devices



POWER FRAME

Compact and efficient

POWER FRAME is the compact solution for integrated and easily accessible power connections. Combining compact dimensions with high-quality timeless design, POWER FRAME opens up virtually unlimited application options.

The power strip can be simply clicked into the built-in frame from below.

The benefits at a glance

- Suitable for retrofitting
- Compact dimensions
- Versatile in application
- Quickly installs complete power strips
- Multitude of configuration options

Also available in other configurations

POWER FRAME built-in frame

Art. no.	Version
POWER FRAME 3-way built-in frame	
External dimensions: approx. 241 x 73 mm	
317.001	· Stainless steel
915.000	· Black similar to RAL 9005
915.001	· White similar to RAL 9010



Aluminium power strips

Art. no.	Version	Length approx. 220 mm
Power strips		
Anodised aluminium profile; fixed connection with power input 2.0 m H05VV-F 3G 1.5 mm ² with end sleeves and earthing contact mounting plug (included separately)		
916.1192	· 3 x socket outlet with earthing contact, shuttered, black, set at 35°	
916.111	· 3 x French / UTE socket outlet, shuttered, black, set at 35°	
916.1193	· 2 x socket outlet with earthing contact, shuttered, black, set at 35° · 1 x USB double charger (5.2V / 2.15 A)	
916.112	· 2 x French / UTE socket outlet, shuttered, black, set at 35° · 1 x USB double charger (5.2V / 2.15 A)	

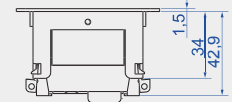

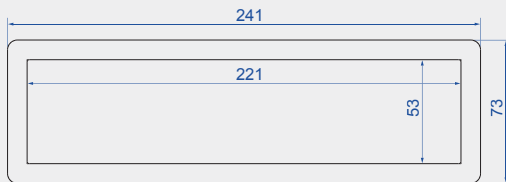



You can also use the product configurator at bachmann.com

Desk connection panels

The power strip is simply clicked into the built-in frame and the power cable plugged in on the rear.

- Built-in frame for work surface thicknesses: from 10 mm
- Installation depth (of built-in frame): approx. 36 mm
- Corner radius for flush mounting: R5
- Total installation depth (with cables): approx. 70 mm



Dimensions in mm





CONI

Integrated functionality

CONI brings flexibility to the work surface as it enables free, individual access to power. CONI's minimal installation depth provides sufficient space, even if installed near the edge. A wide range of standard surface finishes also provides the freedom to design.

When not in use, CONI fits neatly into the work surface. When you need power, data or media, simply open the cover, plug into a socket and close the cover again.

The integrated brush insert prevents the cables from jamming. The harmonious appearance of an even surface is retained.

With CONI you are free to decide how the socket outlets are configured because the power strip can be quickly replaced without any tools.

The benefits at a glance


- Integrated into your desktop or tabletop
- Suitable for retrofitting
- Minimum built-in depth, robust frame design
- Integrated brush insert for closing once cables have been connected
- Complete power strip can be quickly interchanged

Also available in other configurations and country versions

CONI built-in frame

Art. no. | Version

CONI short		Stainless steel
911.004	· Ground stainless steel, with integrated brush strip (black)	



CONI power strips

Art. no. | Version

3 x power socket outlet		Length: approx. 217 mm
Anodised aluminium profile; power input: 0.2 m cable and GST18i3 plug		
333.1007	· 3 x socket outlet with earthing contact, shuttered, black, set at 35°	



2 x power socket outlet + 1 x USB double charger (5.2V / 2.15 A)		Length: approx. 217 mm	U
Anodised aluminium profile; power input: 0.2 m cable and GST18i3 plug			
912.0156	· 2 x socket outlet with earthing contact, shuttered, black, set at 35°		
	· 1 x USB double charger (5.2V / 2.15 A)		



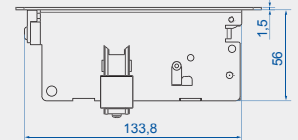
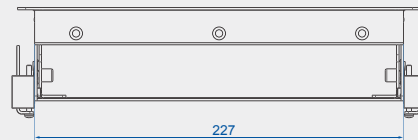

Supply cable

Art. no. | Length | Version

Device supply cable, GST18 earthing contact		black
375.075	2.0 m	· Cable: H05VV-F 3G 1.5 mm ² · End 1: Right-angled earthing contact plug; end 2: Wieland GST18i3 socket



Desk connection panels



Dimensions in mm





LIFT

High-tech in motion

LIFT is the totally practical combination of sophisticated looks and high-precision mechanical design. The unit is recessed neatly in the worktop when not in use. Simply touch to raise out of the work surface ready for docking on all four sides. Once you have finished using the LIFT unit, simply push it back into its initial recessed position by hand.

This highly compact unit needs a drill hole only 140 mm in diameter for installation. Built-in depth both open and closed is just 195 mm.

The benefits at a glance

- Simply touch to raise
- Suitable for retrofitting
- Attractive looks all round
- Access points on 4 sides
- Incredibly compact dimensions
- Low built-in depth
- 4 plug-in units on 1 height unit

Also available in other configurations

Enclosure colour black + silver

Art. no. | Version

LIFT black, 4 x power socket outlet	
Enclosure colour black; power input: 0.5 m cable and GST18i3 plug	
904.000	· 4 x socket outlet with earthing contact, shuttered, black, set at 35°
904.004	· 4 x French / UTE socket outlet, shuttered, black



Art. no. | Version

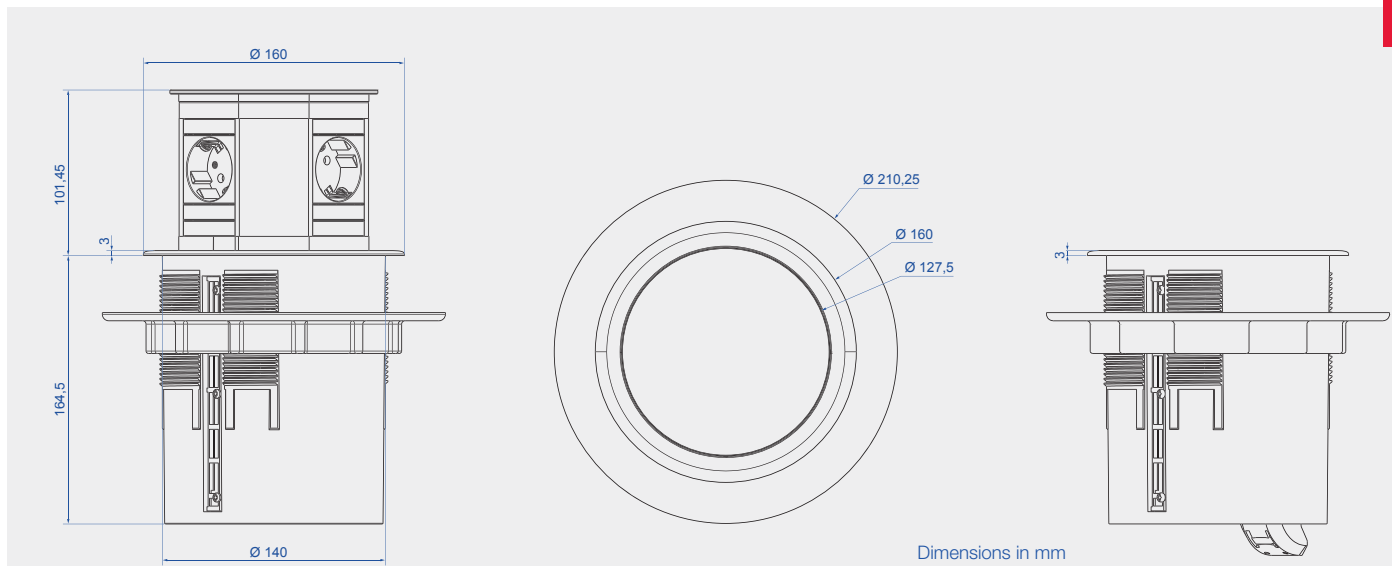
LIFT silver, 4 x power socket outlet	
Enclosure colour silver; power input: 0.5 m cable and GST18i3 plug	
904.008	· 4 x socket outlet with earthing contact, shuttered, black, set at 35°
904.012	· 4 x French / UTE socket outlet, shuttered, black



Hole saw		diameter 140 mm
For LIFT installation		
904.900	· Hole saw for clamping · 140 mm diameter	
918.900	· Mounting tool for hole saw with centring drill	



Similar to photo





Wall / corner multiple-socket outlet

Elegant use of space in the modern kitchen

The universal power strip is an efficient solution providing an easy-to-access power connection in the kitchen. The power strip can be mounted in a corner or on the wall.

The cover surface with stainless steel look finish has a timeless design, suitable for any kitchen.










The power strip is available in different variants for example with rocker switch or USB double charger.

The benefits at a glance

- Quick and flexible in use
- For wall or corner mounting
- Suitable for retrofitting
- Timeless design
- Secure installation

Wall / corner multiple-socket outlet

Art. no. | Version

Wall / corner multiple-socket outlet		Length: 458 – 580 mm	NEW
Stainless steel look profile, kitchen variant; Power input: 2.0 m H05VV-F 3G 1.5 mm ² with earthing contact mounting plug (included)			
923.006	· 4 x socket outlet with earthing contact, shuttered, black		
923.007	· 4 x socket outlet with earthing contact, shuttered, with 1 x rocker switch, black		
923.008	· 4 x socket outlet with earthing contact, shuttered, with 1 x rocker switch, black · 1 x USB double charger	 	
923.010	· 4 x French / UTE socket outlet, shuttered, black	 	
923.011	· 4 x French / UTE socket outlet, shuttered, with 1 x rocker switch, black		
923.012	· 4 x French / UTE socket outlet, shuttered, with 1 x rocker switch, black · 1 x USB double charger	 	





Kitchen connection box

The universal accessory for connecting hob and oven.

Art. no. | Version



Kitchen connection box

Grey, with screw-mounting eyes, connected load up to 10 kW

H05VV-F 5G 2.50 mm² for cooker socket


H05VV-F 4G 2.50 mm² for hob

H05VV-F 3G 1.50 mm² with socket outlet with earthing contact for oven

923.000	· 2 m kitchen connection box · Cooker connection socket 2 m; hob 2 m and oven 2 m
923.001	· 5 m kitchen connection box · Cooker connection socket 2 m; hob 5 m and oven 5 m
923.0011	· 5 m kitchen connection box PLUS · Cooker connection socket 5 m; hob 5 m and oven 5 m
923.002	· 10 m kitchen connection box · Cooker connection socket 2 m; hob 10 m and oven 10 m

The benefits at a glance

- No need to fit additional sockets
- The existing cooker socket can still be used
- Saves costs as no need to fit sockets later
- Rewirable WAGO® terminals
- Low built-in depth (approx. 34 mm)
- Also utilizable for induction cooker



SELLY + SMARTLINE



Multiple-socket outlets / connections

Art. no.	Version	Unit
SELLY 3 x socket outlet with earthing contact with screw mounting plates Dim.: approx. 160 x 50 x 40 mm		
3 x socket outlet with earth contact, set at 45°, shuttered		
Supply cable: H05VV-F 3G 1.50 mm ² with right-angled earthing contact plug		
387.274S	· 1.5 m supply cable, white	20 items
387.275S	· 3.0 m supply cable, white	20 items
SELLY 3 x socket outlet with earthing contact without screw mounting plates Dim.: approx. 160 x 50 x 40 mm		
387.270S	· 1.5 m supply cable, white	20 items
387.271S	· 3.0 m supply cable, white	20 items
SELLY 6 x socket outlet with earthing contact without screw mounting plates Dim.: approx. 275 x 50 x 40 mm		
6 x socket outlet with earth contact, set at 45°, shuttered		
Supply cable: H05VV-F 3G 1.50 mm ² with right-angled earthing contact plug		
381.241S	· 1.5 m supply cable, white	20 items



Art. no.	Version	Unit
SMARTLINE 3 x French / UTE Dimensions: approx. 185 x 56 x 41 mm		
Rewirable, without switch		
3 x French / UTE socket outlet, shuttered		
388.270F	· 1.5 m supply cable, white	20 items
388.271F	· 3.0 m supply cable, white	20 items



Cooker connecting cable with end sleeves PVC, 70 °C

Also available in 25 m and 50 m rings

- End 1: 50 mm stripped with end sleeves
- End 2: 110 mm stripped with end sleeves, 140 mm green/yellow protective conductor




Art. no.	Length	Colour	Unit
H05VV-F 5G 1.50 mm²			Diameter: approx. 9.5 mm
Without packaging			
116.270	1.5 m	· White	50 items
116.271	2.0 m	· White	50 items
116.272	3.0 m	· White	30 items
Individually packed			
116.280	1.5 m	· White	50 items
H05VV-F 3G 2.50 mm²			Diameter approx. 10.1 mm
Without packaging			
118.270	1.5 m	· White	50 items
H05VV-F 5G 2.50 mm²			Diameter: approx. 11.3 mm
Without packaging			
119.270	1.5 m	· White	50 items
119.271	2.0 m	· White	30 items
119.272	3.0 m	· White	20 items
Individually packed			
119.280	1.5 m	· White	1 item
119.281	2.0 m	· White	1 item
119.283	5.0 m	· White	1 item

Cooker connecting cable with fork-type lugs PVC, 70 °C

Also available in 25 m and 50 m rings

- End 1: 50 mm stripped with end sleeves
- End 2: 110 mm stripped with fork-type lugs M5, 140 mm green/yellow earth conductor



Art. no.	Length	Colour	Unit
H05VV-F 5G 2.50 mm²			Diameter: approx. 11.3 mm
Without packaging			
119.274	2.0 m	· White	30 items
119.203	5.0 m	· White	30 items

Cooker connection socket 16A/380V~

- Duroplast version for surface or flush mounting
- Quick and easy to connect thanks to spacious terminal area
- Clamping range: 0.75–2.5 mm² for 55 mm wall socket



Art. no.	Colour	Unit
Cooker connection socket		
16A/380V~		
· For 55 mm wall boxes / height 23 mm		
190.270	· White	20 items

Device connection socket 16A/380V~

- Thermoplastic version for concealed wiring mounting
- Easy to fit with removable terminal block and snap-lock cover
- With screw terminal 5 x 2.50 mm² and strain relief
- For 55 mm wall socket/height 14 mm



Art. no.	Colour	Unit
Appliance junction box		
190.271	· White	20 items

Earthing contact extension cable, 16A/250V~, PVC, 70 °C

- End 1: Right-angled earthing contact with dual earthing contact system, moulded
- End 2: Earthing contact coupling, moulded, with extra shuttering in coupling

Art. no.	Version	Unit
Earthing contact extension, white, cable: H05VV-F 3G 1.50 mm²		
341.200S	· 2 m	50 items
341.201S	· 3 m	50 items
341.202S	· 5 m	30 items
341.203S	· 10 m	20 items



Spiral earthed contact extension cable, PVC, elongation factor 1:4, 70 °C

- End 1: Central plug with dual earthing contact system, moulded
- End 2: Earthing contact coupling, moulded

Art. no.	Coil length	Operating length	Version	Unit
Spiral earthed contact extension cable, PVC				
H05VV-F 3G 1.50 mm ² , diameter approx. 8.4 mm, CID: approx. 10 mm, CED: approx. 27 mm				
672.280	500 mm	2000 mm	· White	20 items
672.281	1000 mm	4000 mm	· White	20 items



Earthing contact supply cable, PVC, max. 16A/250V~, 70 °C

- End 1: Right-angled earthing contact with dual earthing contact system, moulded
- End 2: 30 mm stripped with end sleeves

Art. no.	Length	Colour	Unit
H05VV-F 3G 1.50 mm², diameter approx. 8.0 mm			
Without packaging			
305.274	2.0 m	· White	50 items
305.275	3.0 m	· White	50 items
305.276	5.0 m	· White	30 items



Art. no.	Version	Unit
Flanged earthing contact plug/angled		
H05VV-F 3G 1.50 mm ²		
· Unbreakable construction, with side entry		
911.270	· White	40 items



Art. no.	Version	Unit
Earthing contact coupling		
H05VV-F 3G 1.5 mm ²		
· Small, break-proof design made from plastic		
912.270	· White	50 items



Art. no.	Version	Unit
Earthing contact mounting plug		
H05VV-F 3G 0.75/1.0/1.5 mm ²		
· With dual earthing contact system and nickel-plated contacts, e.g. Germany and France		
· Small, break-proof design with separate strain relief, no parts that can be lost		
910.200	· White	10 items



Art. no.	Version	Unit
Lamp holder, pre-wired		
E 27		
· 60W plastic E 27 holder; 0.2 m H03VV-F2x 0.75 mm ² ; black; supplied in quantities of 20 only		
641.170	· With 2-pin terminal block	20 items



Art. no.	Version	Unit
Overload protection-power strip type 8110		
2 x 230V~, 50Hz/16 A		
924.164	· For connecting two devices with high power consumption (e.g. washing machines and driers)	10 items
	· 1.5 m connector cable with plug	
	· 1 socket outlet with automatic cut-out, power dependent, 1 socket outlet for continuous power	
	· Screw-on	



10-inch panel (10")

A mounting frame with a standardised width of 10" = 254 mm, with holes for bolting to 10" racks. Used for events equipment, media and laboratory systems and in computer centres. As a rule the panels have a height of 1 height unit (1 U) with a specified height of 1.75" = 44.5 mm.

19-inch panel (19")

A mounting frame with a standardised width of 19" = 482.6 mm, with holes for bolting to 19" racks. Frequently used for events equipment, media and laboratory systems and in computer centres. As a rule the panels have a height of 1 height unit (1 U) with a specified height of 1.75" = 44.5 mm.

4-key keypad

Programmable illuminated buttons for controlling equipment and media.

Audio jack or tip-ring-sleeve (TRS) connector

Internationally accepted electrical connector for AC or DC in the low-voltage (SELV - safety extra-low voltage) range. Jack plugs, sockets and couplings are used most typically for audio signals or for connecting a small electronic device to a power supply unit. Jack plugs are often used for connecting headphones to audio equipment. Versions available: **3.5 mm (miniature jack)** for portable devices (MP3 players, Discmans etc.), sound cards and small headphones. **6.35 mm (jack)** for stereo systems and electronic music equipment (mixing desks, effects units, synthesisers, keyboards, electric pianos, electric guitars and guitar amplifiers).

Bandwidth

The difference between two frequencies that form the limits of a specific, unbroken frequency range between them.

Blank

Function in video output devices of switching to a black still frame.

BNC connectors – Bayonet Neill Concelman

These are coaxial connectors with a bayonet lock for high frequencies up to approx. 1 GHz, in some cases up to 4 GHz, with a defined wave impedance of 50 or 75 Ω (interchangeable). They are used chiefly in radio and video systems. The BNC design has however also been used for transmitting weak DC and low-frequency AC signals and pulses in laboratory applications because of the shielding of the outer conductor from electrical interference. The coaxial construction thus provides protection against external electric fields. For this reason, connections to measuring devices such as oscilloscopes, frequency counters and function generators generally use BNC-type cables.

CAT

In data connection technology the following main categories and classes for equipment performance are generally accepted:

Category	Class	MHz	GB
CAT5e	D	100	1
CAT6	E	250	1
CAT6a	E	500	10
CAT7	F	600	10
CAT7a	F	1000	

The difference between category and class is that the individual components such as cable, socket, connector etc. are graded into categories. The overall performance of the sum of these components, i.e. of the complete data network, is referred to as the class. The class of the network as a whole is thus determined by the weakest components. Example: CAT6 cable and plug are connected to a CAT5e socket, the overall network therefore attains only class D. A distinction is made in data connection equipment between shielded and unshielded components. Worldwide, unshielded versions are most commonly used; however, in Germany almost 100% of cabling is shielded. The currently applicable standard for this area of data connection technology is summarised in EN 50173.

Cinch (RCA)

For non-standardised connectors for electrical signals, primarily on coaxial cables. Colour code:
Audio white = left analogue channel (sometimes also black);
Audio red = right analogue channel;
Orange = digital audio;
Video yellow = composite video, analogue unmodulated TV picture signal in baseband (VBS or CVBS);
Video green = Y (brightness);
Video blue = Pb (colour difference);
Video red = Pr (colour difference)

Coaxial cable (COAX)

Coaxial cable is a special type of cable with concentrically arranged conductors for carrying high-frequency signals, such as in TV systems for analogue CVBS or for digital studio signals (DSC).

Composite video

See **Cinch (RCA)**

Control unit

See **Media control systems**

Crossover

In computer networking, a cross or crossover cable is an eight-wire twisted-pair cable with an RJ45 plug at each end, but where some of the wires have been swapped over in one of the plugs. It is required e.g. where two computers are connected together directly. Instead of a crossover cable, an uncrossed cable can also be used in conjunction with a crossover adaptor to obtain the required crossing of wire pairs. The simplest use of a crossover cable is to link two computers with network cards without necessarily requiring a hub or switch. The two computers thus connected form a complete network on the smallest possible scale. Crossover cables can normally be dispensed with in gigabit Ethernet, since Auto-MDI-X is defined in the standard for this and is supported by most devices. In a crossover cable, the sent data wire is crossed with the received data wire at one end, so that data exchange is possible over a direct connection. If the send and receive wires had not been swapped at one end, no link between the machines would be obtained.

CVBS

See **Cinch (RCA)**

Display port

A port for conveying image and sound signals (e.g. monitor, DVD player, plasma TV etc.)

DVB-C offers more channels - theoretically up to 500.

However, a paid-for cable connection is required to receive the signal. Commercial broadcasters using the digital cable network usually encrypt the signal, which then requires a smart card from the network operator to decode.

DVB-T allows up to 24 TV channels to be received via a conventional domestic TV antenna. The channels are broadcast without encryption and are free of charge. So far, commercial broadcasters have only used DVB-T in urban areas.

DVB – Digital Video Broadcasting

By 2010 all radio and TV channels in Germany are expected to be transmitted via digital video broadcasting (DVB). The transmission paths available are terrestrial frequencies (DVB-T), cable (DVB-C) and satellite (DVB-S). A mobile radio standard (DVB-H) is still at the testing stage. In all cases a special receiver is required to receive the signal.

DVI – Digital Video Interface

A digital interface for video signals. In this system the sound has a separate input. The high-definition (HD) formats however use the new HDMI input. There are three different types of digital video interface:

DVI-A transmits analogue signals only;

DVI-I is capable of transmitting both analogue and digital signals, while

DVI-D transmits digital signals only. If the new TFT monitor has a DVI-D interface, the old graphics card with analogue VGA output cannot be connected to it.

EIB

The European Installation Bus (EIB) is a standard to EN50090 that describes how sensors and actuators should be connected together in a domestic installation. It also defines the communications protocol. The EIB thus controls, for example, lighting and shutters or other shade-providing devices, heating, locking and alarm systems. EIB has subsequently been further developed and been known since 2002 as the KNX standard.

Ethernet

A protocol that controls data transfer in local area networks (LANs). This standard was developed by the Californian Xerox corporation in 1976.

F-plug-in connectors

(IEC 60169-24) are coaxial plugs with screw locking designed for high frequencies up to about 5 GHz with a defined wave impedance of 75 Ω. The most commonly used connector in satellite television systems worldwide.

FireWire

The FireWire interface is used for rapid data exchange between a computer and multimedia or other peripheral devices. Thanks to its high transfer rate, FireWire can also be used as an alternative to Ethernet (IP over FireWire).

Full HD TV

Full HD models offer TV and video images with 1920 x 1080 pixels - currently the highest pixel number in HDTV broadcasts or high-definition feeds. This picture quality represents five times the resolution of conventional TV pictures. Even when observed close up, the viewer cannot see any kind of pixel structure. Video projections benefit in particular from full HD resolution. The term is mostly used to describe the ability of an HDTV-capable device to output the highest possible HD resolution.

Hardware detect

Automatic detection of incoming signals, e.g. if a laptop is connected to an output device while switched on, the output device automatically recognises this newly-connected device.

HDMI – High Definition Multimedia Interface

Interface for picture and sound information in HDTV and HD television systems. It enables fully digital transmission of video and digital sound with up to eight channels. The HDCP digital copy-protection system is built in.

HDTV – High Definition Television

HDTV has significantly higher resolution, shows the picture more sharply and with more detail, and is broadcast with an aspect ratio of 16:9 rather than the traditional 4:3. Resolution is up to 1920 x 1080 pixels. To receive HD pictures, a TV set is required that carries the "HD ready" seal.

Hi-Fi – High Fidelity

Hi-Fi (high fidelity) is a quality standard for audio playback equipment.

Hosiden

See **S-video**.

Impedance

Impedance, sometimes also known as AC resistance, states the ratio of electrical voltage across a consumer (component, cable etc.) to the current drawn. Impedance is important when matching high-frequency cables and also in the transmission of electromagnetic waves in free space. If for example the input impedance of a device does not match that of the incoming cable, reflections occur that reduce the energy transmitted and this may result in resonance effects and thus a non-linear frequency response.

ISDN – Integrated Services Digital Network

International standard for a digital telephone network. Allows multiple channels to transmit simultaneously. A basic ISDN connection offers the user two independently available channels for telephone or internet. Bandwidth is 64 kb/s.

Keystone

Universal dimensions (19.3 x 14.7 mm) for cutouts for mounting components.

KNX

KNX technology resulted from the confluence of three European bus standards, the European Installation Bus (EIB), the European Home Systems Protocol (EHS) and Batibus (used in heating/ventilation/climate control) to create a unified technological platform for all areas of home and building systems in the form of an international industry standard. KNX allows central control of practically all components of home and building systems technology, from lighting and heating to alarm systems, and offers advantages of convenience, security and economy for functional buildings as well as in residential settings. The KNX specification was presented by the then newly founded KNX Association in spring 2002. Based on the EIB standard, with which the new technology platform remains fully compatible, KNX emerged from expansions using new configuration mechanisms and transfer media that had originally been developed for Batibus and EHS. By 2003 KNX was ratified by CENELEC, the Brussels-based European committee for electrical standards, as European Standard EN 50090. Shortly afterwards it was ratified by the CEN standards institute under EN 13221-1 as the European standard for the automation of buildings.

LAN – Local Area Network

Computer network that links various computers and peripheral devices via cables or wireless over a restricted physical area.

LC

This connector is similar to the SC but smaller.

Loudspeaker connections

Stereo (red + white) screw terminals for audio signals.

Media control

Control of video, power, lighting and audio systems in a building. Sound, light and video are controlled by appropriate commands. Media control allows all the devices to be used in a presentation to be linked and controlled in the desired time sequence.

Miniature jack

A 3.5 mm jack socket for audio signals (e.g. from laptop or PC to loudspeakers).

Mini USB

A compact plug or socket version of the USB standard. This version was developed for devices with restricted space such as mobile telephones and digital cameras.

MTRJ

An optical connector that accepts two fibres; the junctions are embedded in a common plastic block in the shape of a RJ 45 connector. This design also prevents any confusion of the outward and return line and is easy to insert and to remove. This connector is suitable for single-mode and multi-mode fibres.

MUTE

Switching of audio devices to silence.

Overvoltage protection with filter

Overvoltage protection - conforms to DIN VDE 0620-1:01-2002, EN 61643-11:08-2007, type 3, discharge current 6.5 kA, response time < 25 nS. Suitable for 16 A (miniature fuse on request) with varistors, temperature fuse, gas discharge arrester, visual LED function and failure indicator (acoustic signalling also available on request). Mains and frequency filters - conforming to VDE 0565-3:05-2006 for voltage peaks up to 30 MHz, damping diagram on data sheet.

OWG - Optical waveguides

Cables made up of, or including, optical fibre conductors with connectors for transmitting optical signals in the visible, ultraviolet or infra-red ranges. Fibre-optic cables form a reasonably pliable medium for transmitting optical signals or even higher-powered optical radiation.

PAL - Phase Alternating Line

The conventional television standard in Europe for analogue TV signals with a resolution of 720 x 576 pixels.

Potential-free contact

Used for communicating a status between electrical devices. Contact is normally established via a relay or optical coupler. This ensures that the electric circuits of the respective devices remain electrically isolated from one another. This solution is the simplest and safest method for e.g. transmitting digital data electrically.

PowerCON

A type of 3-pole power connector with coding and interlocking, most frequently used for stage equipment. The interlock mechanism protects against the plug being accidentally pulled out of its socket.

PS / 2 interface (PS / 2 connection, PS / 2 port, originally 'auxiliary port'). Commonly used 6-pole serial interface for input devices (e.g. mouse and keyboard) on personal computers.

Pushbutton: automatic switchoff

Power strips that feature an automatic switchoff device are used to automatically switch off the power to the connected equipment. Pressing the button subsequently restores power to the connected equipment.

Pushbutton: stainless steel

For connecting by the user to control equipment and media

Pushbutton

Illuminated blue, various types, e.g. in desk control panels for controlling equipment. Rocker buttons are used for up/down control of external devices, e.g. screen, blinds etc.

RCA

See **Cinch (RCA)**

RGB signal

In a RGB signal the colours red, green and blue are each transmitted and/or stored in their own channel. RGB signals are used for video transmission e.g. on computers with a VGA interface or in video systems with SCART connections.

RJ (registered jack) connectors

These are standardised connectors for telecommunications cables. The standards describe the physical form of plugs and sockets and their contact configurations, and are designated by the letters RJ and a number (e.g. RJ-45), with or without the hyphen. Examples: RJ12 6P6C / RJ45 8P8C

RJ12

see **RJ (registered jack) connectors**

Router

A device that forwards data packets through various networks. The router serves to calculate the connections between, for example, two local networks (LANs) and automatically establishes the optimum path for the data packets.

RS-232

Serial interface standard with 25-pole or 9-pole connector for serial data transmission. Also known as V.24. Both one-to-one pinouts and crossover configurations are commonly used.

S-VHS - Super Video Home System

An improved, downward compatible VHS standard for home video-band recording that offers better picture resolution and greater colour accuracy. Horizontal image resolution is some 2/3 better than in VHS. S-VHS is a standard, not a connector. The S-VHS standard signal may however be transmitted via the S-video (Hosiden) connector.

S-video / Super Video system

S-video, also known as the Y/C process, designates a special analogue video signal process in which the 'luminance' (brightness) information is transmitted and processed separately from the 'chrominance' (colour information). An example application of S-video is in VHS video recorders.

SC

An optical connector used in new LAN installations. The right-angled design can be used for multi-mode and single-mode (monomode) glass fibres. Average insertion loss is about 0.2 dB, maximum approx. 0.4 dB. The advantage of SC over the ST connector is the push-pull design - i.e. the plug locks in automatically when inserted and is released when pulled out. This allows the use of duplex connectors (two connectors linked by a duplex clip) and duplex connections can be inserted or removed simultaneously.

Speakon

A connector designed for loudspeakers, offering a robust construction, a 20A contact current capacity and secure interlocking. Speakon connectors are available in two-pole, four-pole and eight-pole versions; the 2-pole and 4-pole types are mutually compatible. The eight-pole version has a larger physical size. The number of contacts available in a single connector makes it possible to connect multi-channel passive systems, satellite subwoofer systems or multi-channel monitor loudspeaker constellations via a single cable.

ST

This connector (also known as a BFOC connector) is common in LANs and is suitable for single-mode and multi-mode optical fibre cables. Average insertion loss is about 0.3 dB, maximum approx. 0.5 dB.

Switch

A network component for linking multiple computers or network segments within a local area network (LAN). Switches analyse network traffic and make logical decisions.

TOSLINK

A standardised optical waveguide connection system for optical signals in the range up to about 20 Mbps. Used to carry digital audio signals between audio devices.

TrueHD

Audio standard for high-resolution media such as Blu-ray and HD DVD. TrueHD allows 100% loss-free compression of audio data. The codec allows a data rate of up to 18Mbps.

USB - Universal Serial Bus

USB is used to connect a variety of devices together by cable. USB is a bit-serial bus on which the individual bits of a data packet are transmitted one after another. Devices with USB can be connected to one another while operating, since the newly connected devices are automatically detected. USB is used to connect, for example, printers, digital cameras, MP3 players and hard disks to a computer.

VBS

See **Cinch (RCA)**

VGA / audio switch

Switches between multiple input sources (e.g. several laptops) as required and forwards the signal to output media devices (e.g. projector, monitor, loudspeaker).

VGA - Video Graphics Array

refers to a computer graphics standard (EISA, 1987) that defines specific combinations of image resolution and number of colours (colour bit depth) as well as repeat frequency. VGA allows a resolution of 640 x 480 pixels, while VGA cables allow a higher resolution. The 15-pole VGA socket is used to transmit image signals (e.g. from laptop or PC monitor to a projector, VGA switch box etc.)


XLR

Industry standard for electrical plug connections. Used in professional public-address and recording studio systems. 3-pole XLR connectors are used for analogue microphone and loudspeaker signals and for digital AES/EBU signals. 5-pole connectors are used for DMX digital lighting control data.


M type with earthing contact 35° / 90° Earthing contact


Earthing contact socket insert, 16 A/250 V~ max. 3600 W

- Conforms to DIN VDE 0620-1 Design DIN 49 440
- Colours: black, red, white, grey
- set at 35°
- Module width 42.5 mm
- For use in: Germany, Austria, Netherlands, Italy (some regions), Spain, Portugal, Sweden, Norway, Finland, Slovenia, Romania, Hungary, Afghanistan, Andorra, Vatican City, San Marino, Estonia, South Korea, Indonesia, Iceland, Chile, Bulgaria


M-UTE 35° / 90° France

Earthing contact socket insert UTE / France, 16 A/250 V~ max. 3600 W

- Conforms to NF C 61-314
- Shuttered
- Colours: black, red, white, grey
- set at 35°
- Module width 42.5 mm
- For use in: France, Belgium, Poland, Monaco, Slovakia, Czech Republic


M-UTE for IT red France

Earthing contact socket insert, UTE / France, for IT, red, 16 A/250 V~ max. 3600 W

- Conforms to NF C 61-314
- Shuttered and with additional plug fuse
- Colour: red
- set at 35°
- Module width 42.5 mm
- For use in: France, Belgium, Poland, Monaco, Slovakia, Czech Republic


M-CH 0° / 90° Switzerland

Earthing contact socket insert, Switzerland CH, 10 A/250 V~ max. 2500 W

- Conforms to SEV 1011:98
- Colours: black, red
- set at 0°
- Module width 35 mm
- For use in: Switzerland, Liechtenstein


M-USA 0° USA

Earthing contact socket insert, USA, 15 A/115 V~ max.

- Conforms to UL
- Colour: black
- set at 0°
- Module width 32 mm
- For use in: USA, Canada, Mexico, South America (some regions)


M-UK FUSE 45° UK

Earthing contact socket insert, UK, individually fused 3.15 A/240 V~ or 5 A/240 V~

- Conforms to BS 5733:1995
- Individually fused, either 3.15 A or 5 A
- Shuttered
- Colour: black
- set at 45°
- For use in: UK as per standard for office furniture


M-UK 90° UK

Earthing contact socket insert, UK, 13 A/240 V~

- Conforms to BS 1363
- Shuttered
- Colour: black
- set at 90°
- Module width 54 mm
- For use in: UK, Ireland, Singapore, Malaysia, Cyprus, Malta, Hong Kong, Dubai



M-IT 35° Italy 

Earthing contact socket combination/Italy 10A/230V or 16A/230V~

- Shuttered
- Colour: black
- set at 35°
- Module width 45 mm
- For use in: Italy, South Tyrol, South America (some regions)



M-AUS 90° Australia 

Socket outlet combination, Australia, 10A/250V

- Conforms to AS/NZS 3112
- Colour: black
- set at 90°
- Module width 45 mm
- For use in: Australia, New Zealand, Argentina



M-CN 90° China 

Earthing contact socket insert, China, 10A/250V

- Conforms to CCC
- Colour: black
- set at 90°
- Module width 42.5 mm
- For use in China



M-DK 35° Denmark 

Earthing contact socket insert, Denmark, domestic, 10A/250V~

- Conforms to DS/IEC 60884-1:2004
- Colour: black
- set at 35°
- Module width 42.5 mm
- For use in: Denmark



M-DK EDV 35° Denmark 

Earthing contact socket insert, Denmark, for IT, 10A/250V~

- Conforms to DS/IEC 60884-1:2004
- Colour: black
- set at 35°
- Module width 42.5 mm
- For use in: Denmark



M-IEC 10A

Earthing contact socket insert, non-heating appliance socket, 10A/250V~

- Conforms to IEC 320
- Colour: black
- set at 90°
- Module width 42.5 mm
- Can be used internationally



M-IEC 16A

Earthing contact socket insert, non-heating appliance socket, 16A/250V~

- Conforms to IEC 320
- Colour: black
- set at 90°
- Module width 42.5 mm
- Can be used internationally




M-GST18i3

Earthing contact socket insert GST18i3 16A/250V~

- Conforms to DIN VDE 0628
- Colours: black, red, white, pebble grey
- set at 90°
- Module width 42.5 mm
- Can be used internationally



 3-pole plug systems with earthing contact

Suitable for all European countries except parts of Switzerland, Italy and UK.



Right angle plug with earthing contact Type 30
With dual earthing contact system

- Suitable for (e.g.):
- H03VV-F 3G 0.75 mm²
 - H05VV-F 3G 0.75 mm²
 - H05VV-F 3G 1.00 mm²
 - H05VV-F 3G 1.50 mm²
 - H07BQ-F 3G 1.50 mm²
 - H05BQ-F 3G 0.75 mm²



Central plug with earthing contact Type 31
With dual earthing contact system

- Suitable for (e.g.):
- H03VV-F 3G 0.75 mm²
 - H05VV-F 3G 1.00 mm²
 - H05VV-F 3G 1.50 mm²
 - 05RV4-F 3G 0.75 mm²
 - H03V4V4-H 3G 1.00 mm²
 - H03RT-H 3G 0.75 mm²



Central plug with earthing contact Type 32
With dual earthing contact system and splashwater protection


- Suitable for (e.g.):
- H05VV-F 3G 1.50 mm²
 - H05RR-F 3G 0.75 mm²
 - H05RR-F 3G 1.50 mm²
 - H07RN-F 3G 1.00 mm²
 - H07RN-F 3G 1.50 mm²
 - H07BQ-F 3G 1.50 mm²
 - H07RN-F 3G 2.50 mm²



Earthing contact coupling Type 34

- Suitable for (e.g.):
- H05VV-F3G 1.00 mm²
 - H05VV-F 3G 1.50 mm²
 - H05VV-F 3G 2.50 mm²
 - H07RN-F 3G 1.00 mm²
 - H07RN-F 3G 1.50 mm²



 Swiss plugs and couplings

SEV-tested version.



Swiss plug Type 11, 10A
2-pole

- Suitable for (e.g.):
- H03VH2-F 2 x 0.75 mm²
 - H05VH2-F 2 x 1.00 mm²
 - H05VV-F 2 x 1.00 mm²



Swiss plug Type 12, 10A
3-pole

- Suitable for (e.g.):
- H05VV-F 3G 1.00 mm²
 - H05VV-F 3G 1.50 mm²



Swiss coupling Type 11 D
2-pole

- Suitable for (e.g.):
- H03VH2-F 2 x 0.75 mm²
 - H03VV-F 2 x 0.75 mm²
 - H05VV-F 2 x 1.00 mm²



Swiss plug Type 23, 10A/16A
3-pole

- Suitable for (e.g.):
- H05VV-F 3G 1.00 mm²
 - H05VV-F 3G 1.50 mm²





International plugs

Plug with protection class 0 Type 44
2-pole



Suitable for (e.g.):

- H03VV-F 2 x 0.75 mm²
- H05VV-F 2 x 0.75 mm²
- H05VV-F 2 x 1.00 mm²
- H05VV-F 2 x 1.50 mm²

UK plug Type 45-2, 13A
2-pole, moulded, with 13A fuse fitted



Suitable for (e.g.):

- H03VWH2-2 x 0.75 mm²
- H05VWH2-2 x 0.75 mm²
- H03VV-F 2 x 0.75 mm²
- H05VV-F 2 x 0.75 mm²
- H05VV-F 2 x 1.00 mm²

UK plug Type 45, 13A
3-pole, moulded, with 13A fuse fitted



Suitable for (e.g.):

- H03VV-F 3G 0.75 mm²
- H05VV-F 3G 0.75 mm²
- H05VV-F 3G 1.00 mm²
- H05VV-F 3G 1.50 mm²

USA plug UL/CSA Type 46-2
2-pole



Cable types to suit your requirements.

USA plug -UL/CSA Type 46
3-pole



Cable types to suit your requirements.

Italy plug Type 49, 10A
3-pole



Suitable for (e.g.):

- H05VV-F3G 0.75mm²
- H05VV-F3G 1.00mm²

Italy plug Type 50, 16A
3-pole



Suitable for (e.g.):

- H05VV-F3G 1.50mm²

Denmark plug Type 47, 10A
3-pole



Suitable for (e.g.):

- H05VV-F3G 0.75mm²
- H05VV-F3G 1.00mm²
- H05VV-F3G 1.50mm²

Denmark right angle plug Type 47W, 10A
3-pole



Suitable for (e.g.):

- H05VV-F3G 0.75mm²
- H05VV-F3G 1.00mm²
- H05VV-F3G 1.50mm²

Denmark IT plug Type 48, 10A
3-pole



Suitable for (e.g.):

- H05VV-F3G 0.75mm²
- H05VV-F3G 1.00mm²
- H05VV-F3G 1.50mm²

Denmark right angle plug Type 48W, 10A
3-pole




Suitable for (e.g.):

- H05VV-F3G 0.75mm²
- H05VV-F3G 1.00mm²
- H05VV-F3G 1.50mm²

2-pole plug systems without earthing contact

Suitable for all European countries except parts of Switzerland, Italy and UK.



Euro flat plug **Type 20 F**

Suitable for (e.g.):

- H03VVH2-F 2 x 0.75 mm²
- H05VVH2-F 2 x 0.75 mm²



Euro flat plug **Type 20**

Suitable for (e.g.):

- H03VVH2-F 2 x 0.75 mm²
- H05VVH2-F 2 x 0.75 mm²
- H03VV-F 2 x 0.75 mm²
- H05VV-F 2 x 0.75 mm²



Contour plug **Type 24 G**

Suitable for (e.g.):

- H05RN-F 2 x 1.00 mm²
- H07RN-F 2 x 1.00 mm²
- H07RN-F 2 x 1.50 mm²
- H05BQ-F 2 x 1.00 mm²
- H07BQ-F 2 x 1.50 mm²



Contour plug **Type 24 K**

Suitable for (e.g.):

- H05VV-F 2 x 0.75 mm²
- H05VV-F 2 x 1.00 mm²



Contour plug **Type 24 S**

Splashwater protected, impact resistant

Suitable for (e.g.):

- H07RN-F 2 x 1.00 mm²
- H07RN-F 2 x 1.50 mm²
- H05BQ-F 2 x 1.0 mm²
- H05BQ-F 2 x 1.5 mm²

IEC appliance connectors

<p>Non-heating appliance plug, central Type 35 S</p>		<p>Non-heating appliance plug, central Type 35 S</p>	
<p>2-pole, 70 °C Suitable for (e.g.): · H05VV-F 2 x 0.75 mm² · H05VV-F 2 x 1.00 mm²</p>		<p>3-pole, 70 °C Suitable for (e.g.): · H05VV-F 3G 0.75 mm² · H05VV-F 3G 1.00 mm²</p>	
<p>Non-heating appliance socket outlet, central Type 35-2</p>		<p>Non-heating appliance socket outlet, central Type 35</p>	
<p>2-pole, 70 °C Suitable for (e.g.): · H05VV-F 2 x 0.75 mm² · H05VV-F 2 x 1.00 mm²</p>		<p>3-pole, 70 °C Suitable for (e.g.): · H05VV-F 3G 0.75 mm² · H05VV-F 3G 1.00 mm²</p>	
<p>Side-entry non-heating appliance socket Type 35-2 W</p>		<p>Side-entry non-heating appliance socket Type 35 W</p>	
<p>2-pole, right, left, 70 °C Suitable for (e.g.): · H05VV-F 2 x 0.75 mm² · H05VV-F 2 x 1.00 mm²</p>		<p>3-pole, right, left, 70 °C Suitable for (e.g.): · H05VV-F 3G 0.75 mm² · H05VV-F 3G 1.00 mm²</p>	
<p>Socket outlet for small appliances Type 25 D</p>		<p>High-temperature appliance socket Type 37</p>	
<p>120 °C, mounted Suitable for (e.g.): · H03VH2-F 2 x 0.75 mm²</p>		<p>155 °C, mounted Cable types to suit your requirements.</p>	

Art. no.	Number of pages
110.3118	316
116.270	270, 364
116.271	270, 364
116.272	270, 364
116.280	270, 364
118.270	270, 364
119.203	364
119.270	270, 364
119.271	270, 364
119.272	270, 364
119.274	270, 364
119.280	270, 364
119.281	270, 364
119.283	364
130.080	279
130.081	279
130.2400	316
130.2402	317
131.080	279
131.081	279
132.080	279
132.081	279
133.080	279
133.081	279
150.070	279
150.072	279
150.0203	317
150.0205	317
150.0211	317
151.070	279
151.072	279
190.270	270, 325, 364
190.271	325, 364
190.273	326
202.174	271
202.175	271
202.184	271
202.185	271
202.274	271
202.275	271
202.284	271
202.285	271
211.174	271
211.274	271
233.184	285
233.185	285
233.186	285
233.284	285
233.285	285
233.286	285

Art. no.	Number of pages
240.187	272
240.189	272
241.175	272
241.275	272
244.875	277
244.876	277
246.174	277
246.175	277
246.176	277
246.185	277
246.186	277
246.375	277
246.376	277
248.174	277
248.175	277
248.176	277
248.185	277
248.186	277
249.875	277
249.876	277
251.173	274
251.183	274
290.0608	317
300.000	25, 221, 257
300.001	25, 221, 257
300.002	25, 221, 257
300.003	25, 221, 257
300.004	25, 221, 257
300.005	25, 221, 257
300.006	25, 258
300.007	25, 258
300.008	258
300.011	25, 257
300.012	25, 257
300.030	258
300.049	258
300.050	258
301.174	273
301.175	273
301.274	273
301.275	273
301.974	273
302.174	272
302.274	272
304.174	273
304.175	273
304.176	273
304.184	273
304.185	273
304.274	273

Art. no.	Number of pages
304.275	273
304.276	273
304.284	273
304.285	273
304.974	273
305.174	273
305.175	273
305.176	273
305.184	273
305.185	273
305.274	273, 365
305.275	273, 365
305.276	273, 365
305.284	273
305.285	273
305.974	273
305.975	273
311.273	274
312.174	274
312.175	274
312.275	274
313.176	274
317.000	108
317.001	108, 355
317.006	108
317.007	108
317.100	109
317.101	109
317.102	109
317.117	108
320.174	278
320.175	278
320.176	278
320.185	278
320.186	278
321.174	278
321.175	278
321.176	278
322.174	278
322.175	278
322.176	278
322.184	278
322.185	278
322.186	278
323.185	278
323.186	278
327.875	278
327.876	278
328.875	278
328.876	278

Art. no.	Number of pages
329.700	60
329.701	60
329.702	60
329.703	60
329.704	60
329.705	60
329.800	61
329.801	61
329.802	61
329.806	61
329.3009	48
329.3010	48
329.3012	48
329.3013	48
329.3032	63
329.3033	63
329.3036	63
329.3037	63
329.3056	48
329.3057	48
329.3058	48
329.3059	48
329.3060	65
329.3061	65
329.3062	65
329.3063	65
329.3104	48, 52, 63, 65
329.3105	48, 52, 63, 65
329.3111	52
329.3112	52
329.3113	52
329.3114	52
329.3115	52
329.3117	52, 65
329.9001	73
329.9002	73
329.9003	73
329.9007	73
329.9008	73
329.9009	73
329.9010	73
329.9011	73
329.9012	73
329.9013	73
329.9014	73
329.9015	73
329.9016	73
329.9022	75
329.9024	75

Art. no.	Number of pages
330.070	243
330.071	243
330.072	243
330.073	243
330.100	253
330.100F	255
330.101	253
330.101F	255
330.102	253
330.103	253
330.104	253
330.104F	255
330.105	253
330.106	253
330.106F	255
330.107	254
330.140	254
330.142	254
330.153	254
330.300	254
331.000	243
331.006	243
331.007	243
331.010	243
331.011	243
331.012	243
331.013	243
331.014	243
331.032	245
331.035	245
331.040	245
331.055	244
331.071	243
331.072	243
331.074	245
331.089	246
331.0202	22
332.071	245
333.000	22
333.001	22
333.002	22
333.004	22
333.005	22
333.071	247
333.0122	20
333.400	19
333.401	19
333.402	19
333.403	19

Art. no.	Number of pages
333.404	19
333.405	19
333.406	19
333.407	20
333.408	20
333.410	20
333.411	20
333.412	20
333.413	20
333.416	19
333.417	20
333.418	21
333.419	21
333.505	19
333.506	19
333.534	19
333.535	19
333.536	19
333.537	19
333.538	20
333.539	19
333.540	20
333.600	23
333.601	23
333.602	23
333.604	23
333.605	23
333.616	19
333.804	21
333.805	21
333.815	19
333.819	21
333.830	19
333.838	21
333.840	21
333.1007	100, 357
333.1008	100
333.4061	21
333.4063	21
333.4065	21
333.4066	21
334.001	249
334.003	249
334.006	249
335.002	248
335.007	248
335.009	248
335.050	268
335.051	268

Art. no.	Number of pages
336.003	138
336.004	138
336.006	138
336.014	138
336.015	138, 219
336.039	137
336.046	137
336.065	138
336.067	137
336.072	137
336.079	137
336.088	137
336.600	137, 218
336.601	137, 218
336.603	137
336.604	137, 218
336.606	137
336.626	137
338.0080	103
338.0081	103
338.0200	87
338.0201	87
338.0203	96
338.0204	96
338.0205	96
338.0206	96
338.0210	87
338.0212	87
338.0214	96
338.0219	87
338.0221	87
338.0227	96
338.0230	87
338.0231	87
339.1000	124
339.1001	124
339.1002	124
339.1004	124
339.1005	124
339.1006	124
339.1018	122
339.1020	122
341.184	285
341.185	285
341.186	285
341.189	285
341.200S	284, 365
341.201S	284, 365
341.202S	284, 365
341.203S	284, 365
341.281	285
341.284	285

Art. no.	Number of pages
341.285	285
341.286	285
341.287	285
341.288	285
341.289	285
341.870	284
341.879	284
341.880	312
343.170	287
343.171	287
343.172	287
343.173	287
343.174	287
343.175	287
343.176	287
343.177	287
343.179	287
343.191	287
343.192	287
343.370	286
343.371	286
343.372	286
343.373	286
344.170	288
344.171	288
344.172	288
344.174	288
344.175	288
346.170	288
346.171	288
346.172	288
347.170	288
347.171	288
347.172	288
348.171	288
348.172	288
349.006	297
349.007	297
349.008	296
349.009	296
349.010	296
349.011	296
349.012	297
349.013	299
349.017	295
349.018	295
349.019	295
349.020	295
349.027	297
349.028	297
349.029	297
349.035	297

Art. no.	Number of pages
349.044	295
349.045	295
349.046	295
349.183	297
349.184	295
349.185	295
349.203	325
349.300	298
349.301	298
349.302	298
349.303	298
349.304	298
349.305	298
349.310	299
349.311	299
351.174	275
351.184	275
351.974	275
351.984	275
352.174	275
352.175	275
353.175	275
353.185	275
353.975	275
353.985	275
354.127	31, 43, 49, 53, 57, 77
356.120	31, 43, 49, 53, 57, 77
356.127	31, 43, 49, 53, 57, 77
356.169	31, 43, 49, 53, 57, 77
356.171	31, 43, 49, 53, 57, 77
356.172	31, 43, 49, 53, 57, 77
356.174	278
356.175	278
356.183	31, 43, 49, 53, 57, 77
356.900	31, 43, 49, 53, 57, 77
356.901	31, 43, 49, 53, 57, 77
356.902	31, 43, 49, 53, 57, 77
356.903	31, 43, 49, 53, 57, 77
356.904	31, 43, 49, 53, 57, 77
356.905	31, 43, 49, 53, 57, 77
356.906	31, 43, 49, 53, 57, 77
356.907	31, 43, 49, 53, 57, 77
356.908	31, 43, 49, 53, 57, 77
356.909	31, 43, 49, 53, 57, 77
356.910	31, 43, 49, 53, 57, 77

Art. no.	Number of pages
356.911	31, 43, 49, 53, 57, 77
356.918	31, 43, 49, 53, 57, 77
356.935	31, 43, 49, 53, 57, 77
356.936	31, 43, 49, 53, 57, 77
356.937	31, 43, 49, 53, 57, 77
356.938	31, 43, 49, 53, 57, 77
356.939	31, 43, 49, 53, 57, 77
356.940	31, 43, 49, 53, 57, 77
356.941	31, 43, 49, 53, 57, 77
356.974	275
356.975	275
356.1721	31, 43, 49, 53, 57, 77
356.1722	31, 43, 49, 53, 57, 77
356.1723	31, 43, 49, 53, 57, 77
356.1731	31, 43, 49, 53, 57, 77
356.1732	31, 43, 49, 53, 57, 77
356.1733	31, 43, 49, 53, 57, 77
356.1735	31, 43, 49, 53, 57, 77
356.1971	31, 43, 49, 53, 57, 77
356.1972	31, 43, 49, 53, 57, 77
356.1973	31, 43, 49, 53, 57, 77
356.1974	31, 43, 49, 53, 57, 77
356.1975	31, 43, 49, 53, 57, 77
361.174	276
361.184	276
372.174	276
372.184	276
373.174	276
375.000	199, 225
375.003	199, 225, 347, 349
375.004	200
375.007	199, 225, 347, 349
375.016	199
375.017	199
375.018	199
375.038	199, 225
375.039	199, 225
375.040	200
375.044	199
375.045	199
375.046	199
375.050	199, 225

Art. no.	Number of pages
375.053	199, 225
375.055	199, 225
375.064	200
375.068	199
375.069	199
375.070	199
375.071	200
375.072	200
375.073	200
375.075	199, 225, 357
375.076	200
375.079	200
375.080	199
375.081	199
375.082	199
375.083	199
375.097	225
375.098	225
375.101	200, 225
375.102	200, 225
375.105	200, 225
375.106	200, 225
375.115	199, 225
375.116	199, 225
375.117	199, 225
375.127	199
375.128	199
375.129	199
375.500	200, 225
375.501	200
375.502	139
375.503	200
375.504	201
375.505	201
375.506	201
375.507	201
375.514	201
375.515	200
375.516	200
375.517	201
375.518	200
375.529	139
381.109	295, 321
381.121K	262
381.130K	262
381.141S	266
381.144S	266
381.146K	262
381.147K	262
381.148K	262

Art. no.	Number of pages
381.149K	262
381.150K	262
381.151K	262
381.152K	262
381.221K	262
381.230K	262
381.241S	266, 363
381.244S	266
381.246K	262
381.247K	262
381.248K	262
381.249K	262
381.250F	263
381.250K	262
381.251K	262
381.252K	262
381.450K	262
381.2501K	262
381.2507K	263
381.2512K	263
382.204	267
382.205	267
384.272S	266
385.170	261
385.270	261
387.170	261
387.171	261
387.172	261
387.270	261
387.270S	266, 363
387.271	261
387.271S	266, 363
387.272	261
387.274S	363
387.275S	363
388.170	261
388.171	261
388.172	261
388.270	261
388.270F	263, 363
388.271	261
388.271F	263, 363
388.272	261
388.371	261
388.471	261
392.180	290
392.181	290
392.182	291
392.183	291
392.187	294

Art. no.	Number of pages
392.189	294
392.190	294
392.191	294
393.002	294
393.006	294
394.170	269
394.175	269
394.179	288
394.180	269
394.181	303
394.182	269
394.183	302
394.184	302
394.187	302
394.188	301
394.190	301
394.191	301
395.180	290
395.181	290
396.181	290
396.182	291
396.183	291
396.184	292
396.187	291
397.003	290
398.180	291
398.181	291
398.182	291
398.183	290
398.186	291
398.200	293
398.200	312
399.000	289
399.003	289
399.004	289
399.005	289
399.006	289
399.007	289
399.009	289
399.010	289
399.012	289
399.180	292
399.181	292
399.182	292
399.186	292
399.189	293
420.0012	251
420.0013	251
420.0014	251
420.0017	251

Art. no.	Number of pages
420.0018	251
420.0019	251
420.0021	251
420.0022	251
509.000	222
509.004	213
509.005	213
509.006	215
509.007	215
509.008	215
509.009	214
509.013	217
509.014	217
509.015	222
624.871	283
641.170	308, 324, 365
641.171	308, 324
654.180	281
654.181	281
654.182	281
654.280	281
654.281	281
654.282	281
654.283	283
654.284	283
663.170	283
663.171	283
663.270	283
663.271	283
665.870	283
665.871	283
672.180	284
672.181	284
672.280	284, 365
672.281	284, 365
681.880	282
681.881	282
681.882	282
682.880	282
682.881	282
682.882	282
683.880	282
683.881	282
683.882	282
684.880	282
684.881	282
684.882	282
685.880	282
685.881	282
685.882	282

Art. no.	Number of pages
692.180	281
692.181	281
692.182	281
692.280	281
692.281	281
692.282	281
693.180	282
693.181	282
693.182	282
693.280	282
693.281	282
693.282	282
693.283	283
720.000	303
720.006	302
720.013	308
720.020	307
720.021	307
720.022	307
720.025	305
720.026	305
720.027	305
720.028	305
720.029	305
720.030	305
720.031	305
720.035	301
720.035	307
720.036	301
720.037	301
722.009	308
730.004	309
730.005	326
730.008	326
740.000	328
740.001	328
740.002	327
740.003	327
740.004	327
740.005	328
740.006	328
740.010	328
740.011	328
740.012	328
740.015	327
740.017	327
770.000	226
770.001	226
770.002	227
800.0050	78

Art. no.	Number of pages
800.0051	78
800.0052	78
800.0053	31
800.0053	49
800.0053	53
800.0053	57
800.0053	76
800.0100	30
800.0101	30
800.0102	30
800.0104	30
800.0105	30
800.0107	30
800.0109	30
800.0111	30
800.0113	30
800.0114	30
800.0119	30
800.0120	20
800.1258	21
800.1259	21
800.1260	21
800.1261	21
800.1262	21
800.1263	21
800.1264	21
800.1265	21
800.1656	30
800.1657	30
800.2054	37
800.2055	37
800.2063	37
800.2065	37
800.2067	37
800.2068	37
800.2078	37
800.2134	37
800.2135	37
802.3004	56
802.3004-S	56
802.3005	56
802.3005-S	56
802.3006	56
802.3007	56
802.3008	56
802.3009	56
802.3010	56
802.3011	56
802.3012	56
802.3012-S	56

Art. no.	Number of pages
802.3013	56
802.3013-S	56
802.3014	56
802.3015	56
802.3016	56
802.3022	59
802.3023	59
802.3024	59
802.3024-S	59
802.3025	59
802.3025-S	59
820.004	235
820.005	235
820.006	235
820.007	235
820.012	235
820.013	235
820.014	235
820.015	235
820.028	42
820.029	42
820.030	42
820.031	42
820.032	42
820.033	42
820.044	42
820.045	43
820.046	43
820.047	43
820.048	43
820.049	43
820.050	43
820.051	43
820.052	43
820.053	235
820.054	235
821.000	239
821.001	239
821.002	239
821.003	239
821.008	239
821.009	239
821.010	239
821.011	239
821.017	239
821.030	239
821.031	239
821.032	239
821.033	239
852.101	314

Art. no.	Number of pages
852.102	314
852.103	314
852.104	314
852.9821	313
900.002	318
900.003	318
900.004	318
900.005	318
900.010	318
900.011	318
900.012	318
900.013	318
900.180	293
900.181	293
900.187	293
900.1077	315
902.000	122
902.001	122
902.002	122
902.003	123
902.004	122
902.005	122
902.006	122
902.007	123
902.008	122
902.009	122
902.010	122
902.011	122
902.012	123
902.017	123, 223
902.018	123, 223
902.019	123
902.024	122
902.0192	123
902.0048	122
902.0049	122
902.0050	122
902.0161	123
902.0182	123
902.0183	123
902.0184	123
902.0185	123
902.200	131
902.201	132
902.202	132
902.203	131
902.204	131
902.205	132
902.206	131
902.207	131

Art. no.	Number of pages
902.208	131
902.209	132
902.211	131
902.213	131
902.214	131
902.228	132
902.229	133
902.203	133
902.231	132
902.232	132
902.300	131
902.301	133
902.302	133
902.400	131
902.401	132
902.402	132
902.403	131
902.404	131
902.405	132
902.406	131
902.407	131
902.408	131
902.409	132
902.411	131
902.428	132
902.429	133
902.430	133
902.431	132
902.432	132
902.500	131
902.501	133
902.502	133
902.1017	122
902.2048	131
902.4048	131
903.003	151
903.107	183, 197
903.108	183, 197
903.109	183, 197
903.110	183, 197
903.400	179
903.500	179
903.600	179
903.2000	178
903.2001	178
903.3000	178
903.3001	178
904.000	116
904.000	359
904.001	116

Art. no.	Number of pages
904.001	116
904.002	116
904.003	116
904.004	116
904.004	359
904.005	116
904.006	116
904.007	116
904.008	117, 359
904.009	117
904.010	117
904.011	117
904.012	359
904.020	116
904.021	116
904.022	116
904.023	116
904.024	116
904.025	116
904.026	116
904.027	116
904.045	116
904.100	286
904.900	117, 359
906.000	137, 219
906.001	137
906.002	137
906.003	137, 219
906.005	127, 138, 220
906.009	137
906.031	137, 219
906.039	221
906.0055	137
906.0059	137
906.0060	137
906.067	138, 219
906.071	137
906.080	137
906.0113	137
906.150	137
906.1075	137
906.1086	137
906.1306	137
909.000	92
909.001	93
909.002	92
909.003	92
909.004	92
909.005	93
909.006	93

Art. no.	Number of pages
909.007	93
909.008	93
909.009	93
909.010	92
909.011	92
909.012	93
909.013	93
909.014	93
909.015	93
909.016	93
909.017	92
909.018	92
909.019	93
909.020	93
909.0023	92
909.025	92
909.0026	93
909.0027	93
909.0028	93
909.028	92
909.029	92
909.0029	93
909.033	93
909.050	93
909.0056	92
909.0057	92
909.0058	92
909.058	92
909.0059	92
909.0060	92
909.065	92
910.002	301
910.100	318
910.105	295
910.106	295
910.170	319
910.174	322
910.175	322
910.176	322
910.177	324
910.178	322
910.179	322
910.182	322
910.200	318, 365
910.270	319
910.275	322
910.276	322
910.277	322
910.282	322
910.470	319

Art. no.	Number of pages
910.971	319
910.1011	302
911.000	96
911.001	96
911.002	96
911.003	96
911.004	96, 357
911.005	96
911.025	99
911.026	99
911.028	99
911.029	99
911.170	319
911.171	319
911.172	319
911.270	319, 365
911.271	319
911.272	319
911.273	319
911.470	319
911.500	103
911.501	103
911.502	103
911.503	103
911.900	97
911.901	97
911.903	97
911.904	97
911.905	97
911.906	97
911.907	97
911.908	97
911.909	97
911.910	97
911.913	97
912.000	100, 194
912.001	101, 194
912.002	100
912.003	100
912.004	101
912.005	101
912.006	101
912.007	101
912.008	101
912.009	100
912.010	100
912.011	101
912.012	101
912.013	101
912.014	101

Art. no.	Number of pages
912.015	100
912.016	100
912.017	101
912.018	101
912.019	101
912.021	101
912.022	101
912.023	100
912.024	101
912.025	101
912.035	101
912.037	100
912.045	100
912.0055	100
912.0080	100
912.0156	100
912.0156	357
912.0167	100
912.0168	101
912.0169	101
912.170	319
912.0171	100
912.0172	101
912.173	322
912.0221	101
912.270	319, 365
912.273	322
912.274	322
912.0280	101
912.470	319
912.971	319
913.169	323
913.170	321
913.171	320
913.172	320
913.173	320
913.174	320
913.175	321
914.670	314
914.672	315
915.000	108, 355
915.001	108, 355
915.003	108
915.004	108
915.005	108
915.006	108
915.022	105
915.022	351
915.170	323
915.171	323

Art. no.	Number of pages
915.172	323
915.173	323
915.174	324
915.175	324
915.270	323
915.271	323
915.500	105, 353
915.501	105, 353
915.502	105
915.503	105, 353
915.504	105
915.970	323
915.971	323
915.973	323
916.000	109
916.001	108
916.002	109
916.003	108
916.004	109
916.005	108
916.007	109
916.010	109
916.023	109
916.024	109
916.025	109
916.030	109
916.0039	109
916.0040	109
916.0041	109
916.0042	109
916.047	109
916.048	109
916.059	108
916.060	108
916.061	108
916.062	108
916.063	108
916.082	109
916.086	109
916.091	108
916.111	353, 355
916.112	353, 355
916.170	326
916.0361	109
916.0510	109
916.0601	108
916.0611	108
916.0821	109
916.970	326
916.1110	109

Art. no.	Number of pages
916.1129	109
916.1192	353, 355
916.1193	353, 355
917.000	152, 224
917.001	152, 224
917.002	157
917.003	156
917.005	157
917.006	156
917.007	157
917.008	157
917.009	173
917.010	173
917.011	163
917.012	171, 224
917.018	170
917.019	170
917.021	164
917.022	166
917.023	167
917.024	168
917.026	165
917.027	165
917.028	165
917.030	166
917.031	171, 224
917.032	156
917.033	156
917.035	166
917.036	167
917.037	170
917.038	156
917.039	157
917.040	173
917.041	173
917.045	162
917.046	172
917.047	172
917.051	157
917.052	157
917.056	172, 181
917.057	152
917.060	127, 172, 224
917.061	152
917.062	152
917.064	150
917.065	150
917.066	150
917.067	151
917.068	151

Art. no.	Number of pages
917.069	163
917.070	163
917.071	162
917.072	163
917.073	162
917.074	163
917.075	170
917.076	170
917.077	163
917.078	164
917.081	165
917.083	166
917.085	165
917.088	166
917.089	167
917.090	166, 224
917.091	167
917.093	172, 182
917.094	169
917.095	168
917.096	168
917.098	168
917.099	168
917.100	169
917.101	168
917.102	169
917.110	169
917.111	173
917.112	171
917.113	171
917.114	169
917.116	171
917.117	166
917.120	154, 345, 169
917.134	162, 183
917.135	172
917.139	151
917.140	151
917.141	170
917.143	164
917.145	164
917.150	162
917.152	172
917.153	157
917.157	153
917.157	167
917.158	152
917.159	152
917.160	162
917.161	165

Art. no.	Number of pages
917.162	165
917.163	167
917.164	167
917.165	168
917.167	173
917.168	150
917.169	150
917.170	323
917.171	324
917.172	324
917.173	324
917.182	170
917.183	164
917.193	172, 183
917.214	153
917.300	171
917.301	171
917.302	171
917.400	154
917.401	154
917.1203	154, 198
917.1205	154, 198
918.001	125
918.002	97
918.003	79, 196
918.006	79, 196
918.007	79, 196
918.008	79, 196
918.009	183, 196
918.010	198
918.011	198
918.012	198
918.013	198
918.014	198
918.015	197
918.016	197
918.017	197
918.018	197
918.024	198
918.025	139
918.033	79, 153, 196, 224
918.034	79, 153, 196
918.035	153
918.040	153, 164, 345
918.045	156
918.066	183, 196
918.067	183, 196
918.068	183, 196
918.069	183, 196
918.071	156, 224

Art. no.	Number of pages
918.072	156, 224
918.073	156
918.074	156
918.081	154, 198
918.082	154, 198
918.083	154, 198
918.106	133
918.107	133
918.110	133
918.111	133
918.170	324
918.171	325
918.176	154, 198
918.177	154, 198
918.178	154, 198
918.0191	197
918.0192	197
918.0193	197
918.0201	197
918.900	111, 113, 117, 347, 349, 359
919.003	313
919.005	313
919.014	311
919.015	311
919.016	311
919.018	311
919.169	323
919.171	320
919.176	320
919.177	321
919.178	320
919.179	321
919.183	312
919.189	312
919.190	312
919.273	263
919.284	312
919.371	286
919.1000	195
919.1100	194
919.1101	194
919.1751	321
919.2000	194
919.2001	194
919.2002	194
919.2003	194
919.2004	194
919.2005	194
921.000	315
921.003	315

Art. no.	Number of pages
921.004	315
921.005	315
921.010	315
921.011	315
921.012	315
921.271	267
922.014	221
922.0071	141
922.082	141
922.083	141
922.096	141
922.097	141
922.098	141
922.0111	141
922.0181	141
922.0231	141
923.000	362
923.001	362
923.002	362
923.006	361
923.007	361
923.008	361
923.010	361
923.011	361
923.012	361
923.170	324
923.174	321
923.270	324
923.0011	362
924.001	330
924.002	330
924.004	330
924.005	330
924.009	330
924.010	330
924.011	330
924.012	330
924.023	331
924.024	331
924.025	331
924.026	331
924.027	331
924.028	331
924.029	331
924.031	331
924.032	331
924.033	331
924.034	331
924.036	331
924.037	331

Art. no.	Number of pages
924.038	331
924.039	331
924.043	331
924.044	331
924.045	331
924.046	331
924.047	332
924.048	332
924.049	332
924.050	332
924.051	332
924.052	332
924.053	332
924.054	332
924.055	332
924.056	333
924.057	333
924.058	333
924.059	333
924.060	333
924.061	333
924.062	333
924.063	333
924.064	333
924.065	333
924.066	333
924.067	333
924.068	333
924.069	333
924.071	332
924.072	332
924.073	334
924.074	334
924.075	334
924.076	334
924.077	334
924.078	334
924.079	334
924.080	334
924.081	334
924.082	334
924.090	335
924.091	335
924.092	335
924.094	336
924.095	336
924.096	336
924.097	336
924.098	336
924.099	336

Art. no.	Number of pages
924.101	330
924.103	332
924.109	336
924.111	335
924.112	335
924.113	335
924.114	335
924.115	338
924.116	338
924.118	338
924.120	338
924.127	338
924.128	336
924.129	337
924.131	337
924.132	337
924.133	337
924.134	337
924.136	337
924.137	338
924.138	338
924.140	338
924.141	338
924.142	338
924.143	338
924.144	338
924.145	338
924.146	338
924.149	339
924.151	339
924.152	339
924.153	339
924.154	339
924.155	339
924.156	339
924.157	340
924.158	340
924.159	340
924.160	340
924.0161	335
924.161	340
924.0162	335
924.162	340
924.163	340
924.164	269, 341, 365
924.167	341
924.168	341
924.171	341
924.172	330
924.174	341
924.201	330

Art. no.	Number of pages
924.203	332
924.224	309, 329
924.225	309, 329
924.231	309, 329
924.250	309, 329
924.259	331
924.260	331
924.261	331
924.264	333
924.265	334
924.266	334
924.267	334
924.327	331
924.329	341
924.330	341
924.332	309, 329
924.334	309, 329
924.336	334
924.338	335
924.340	335
924.342	335
924.343	335
924.344	335
924.349	269, 341
924.350	309, 329
924.351	288
924.352	309, 329
924.3491	269, 341
924.1016	188
924.1018	190
924.1038	190
924.1041	189
924.1046	190
924.4000	188
924.4001	188
924.4002	188
924.4003	189
924.4004	189
924.4009	188
924.5002	191
924.5003	191
924.6000	191
925.0022	90
925.0023	90
925.0034	90
925.0044	90
925.0047	90
925.0049	90
925.100	90
925.101	90
925.500	91

Art. no.	Number of pages
925.501	91
925.800	91
925.801	91
928.002	113, 349
928.003	113, 349
928.004	113, 349
928.005	113, 349
928.006	113
928.007	113, 349
928.008	113, 349
928.009	113, 349
928.010	113, 349
928.017	113, 349
928.020	113, 349
928.024	113, 349
928.026	113, 349
928.035	349
928.900	113, 349
928.901	351
928.902	351
930.016	203
930.017	203
930.018	203
930.019	203
930.020	204
930.021	204
930.022	203
930.023	203
930.024	204
930.025	204
930.026	204
930.027	204
930.028	204
930.029	204
930.030	203
930.031	203
930.032	203
930.033	203
930.034	205
930.035	205
930.036	205
930.044	205
930.045	205
930.049	203
930.050	203
930.054	205
930.057	205
930.058	203
930.059	203
930.060	206
930.061	206

Art. no.	Number of pages
930.062	206
930.063	206
930.064	206
930.065	206
930.090	204
930.091	204
930.092	204
930.094	205
930.096	205
930.097	205
930.098	204
930.099	204
930.100	204
930.120	125, 233
930.137	204
930.138	205
930.139	205
930.143	153
930.164	205
930.165	205
930.166	204
930.180	125
930.182	125
930.183	125, 233
930.900	207
930.901	207
930.902	207
930.903	207
930.904	207
930.905	207
930.906	207
930.907	207
930.908	207
930.909	207
930.910	207
930.911	207
931.000	111, 347
931.001	111, 347
931.002	111, 347
931.003	111, 347
931.008	111, 347
931.009	111, 347
931.016	111, 347
931.021	111, 347
931.900	111, 347
940.024	139
940.040	79, 196
940.041	79, 196
940.044	152, 224
940.047	183, 196
940.048	183, 196

Art. no.	Number of pages
940.049	198
940.052	79, 196
940.053	79, 196
940.057	152, 224
940.070	201
940.071	201
940.073	201
940.074	201
940.083	152, 345
940.085	152, 224
940.089	79
940.096	76, 139, 222
940.097	139
940.099	93
940.103	49, 53, 57, 76
940.104	197
940.105	197
940.108	139
940.112	152
940.140	78
940.141	76
940.142	76
940.143	31, 49, 53, 57, 76
940.166	78
940.167	78
950.000	326
950.002	326
950.003	326
950.004	326

Distributors at www.bachmann.com



Bachmann GmbH & Co. KG

Ernstthaldenstr. 33 / 70565 Stuttgart / Germany

Telephone +49 711 866 02-0 / Telefax +49 711 866 02-34

info@bachmann.com / www.bachmann.com