



## L10 Series Technical Accessory Guide










NOTE: This document is only for general reference. Solution Builder and related PMBs should be used for product availability, pricing, and final solution selection.

\* Zebra does not endorse or specifically recommend any **third-party products, accessories, or hardware**. ZEBRA DISCLAIMS ANY AND ALL LIABILITY, INCLUDING ANY EXPRESS OR IMPLIED WARRANTIES, WHETHER ORAL OR WRITTEN, FOR SUCH THIRD PARTY PRODUCTS, ACCESSORIES, OR HARDWARE. THE CUSTOMER ACKNOWLEDGES THAT NO REPRESENTATION HAS BEEN MADE BY ZEBRA AS TO THE FITNESS OF THE THIRD-PARTY PRODUCTS, ACCESSORIES, OR HARDWARE FOR THE CUSTOMER'S INTENDED PURPOSE.

### Cradles and Charging

#### Cradles/Docking Stations (for Indoor use)

Part Number	Picture	Description	Notes	Required Items
300154		Office Docking Station	<ul style="list-style-type: none"> <li>▶Transforms the L10 into a full desktop configuration.</li> <li>▶Has tablet alignment features designed for easy, one handed insertion into the dock, and the dock can be securely mounted to the desk.</li> <li>▶Compatible with all L10 Platform models.</li> <li>▶Includes the following ports and features: Connectivity: - 2 USB 3.0 Dock Powered - 2 USB 2.0 Tablet Powered Video: Dual monitor Support HDMI Type A - Full HD VGA - Full HD - Headphone Out - 3.5 mm - Mic In - 3.5 mm - RJ45 Gigabit Ethernet - DB9 Serial - Optional Battery Charging Bay (450166) for charging spare standard or extended battery. - Kensington® Lock Slot - Secure Installation Option: 4 threaded inserts on bottom of dock (M3 screw type)</li> </ul>	<ul style="list-style-type: none"> <li>▶Power Supply (450165)</li> <li>▶AC Line Cord (450043)</li> </ul>

<p><b><u>Dock without Spare Battery Charger</u></b></p>			<ul style="list-style-type: none"> <li>•Kit contains the following: <ul style="list-style-type: none"> <li>- Office Dock (300154)</li> <li>- Power Supply (450165)</li> <li>- Country specific AC Line Cord</li> <li>- Spare Battery Charger (450166) if ordered with option.</li> </ul> </li> </ul>	
<p>300147 (with North America power supply)</p>			<ul style="list-style-type: none"> <li>•Transforms the L10 into a full desktop configuration.</li> </ul>	
<p>300159 (with Australia/New Zealand power supply)</p>			<ul style="list-style-type: none"> <li>•Includes 90 watt AC adapter to ensure both the tablet battery and the optional spare battery charge simultaneously.</li> </ul>	
<p>300160 (with EU power supply)</p>			<ul style="list-style-type: none"> <li>•Has tablet alignment features designed for easy, one handed insertion into the dock, and the dock can be securely mounted to the desk.</li> </ul>	
<p>300161 (with UK power supply)</p>			<ul style="list-style-type: none"> <li>•Compatible with all L10 Platform models.</li> </ul>	
<p><b><u>Dock with Spare Battery Charger</u></b></p>		<p>Office Docking Station KIT</p>	<ul style="list-style-type: none"> <li>•Includes the following ports and features:</li> </ul>	
<p>300148 (with North America power supply)</p>			<p>Connectivity:</p> <ul style="list-style-type: none"> <li>- 2 USB 3.0 Dock Powered</li> <li>- 2 USB 2.0 Tablet Powered</li> </ul>	
<p>300162 (with Australia/New Zealand power supply)</p>			<p>Video:</p> <ul style="list-style-type: none"> <li>Dual monitor Support</li> <li>HDMI Type A - Full HD</li> <li>VGA - Full HD</li> </ul>	
<p>300163 (with EU power supply)</p>			<ul style="list-style-type: none"> <li>- Headphone Out - 3.5 mm</li> <li>- Mic In - 3.5 mm</li> <li>- RJ45 Gigabit Ethernet</li> <li>- DB9 Serial</li> </ul>	
<p>300164 (with UK power supply)</p>			<ul style="list-style-type: none"> <li>- Optional Battery Charging Bay for charging spare standard or extended battery.</li> <li>- Kensington® Lock Slot</li> <li>- Secure Installation Option: 4 threaded inserts on bottom of dock (M3 screw type)</li> </ul>	