



TC8000 Series

Accessories Guide

Step 1:

Choose a charging method

Cradle options



Single Slot Cradle w/Spare Battery Charger:

CRD-TC8X-2SUCHG-01: Single slot USB Cradle, w/spare battery charging, charges one device and one spare battery.

Allows USB communication to the device with an additional micro-USB cable.

Requires: Power Supply PWRS-14000-148R and Country Specific 3 wire AC Line Cord.

Additional accessories for single slot cradle



25-124330-01R

Micro-USB to USB Cable for single slot cradle



PWRS-14000-148R

Power supply for single slot cradle: 100-240 VAC, 12VDC, 4.16A. **Requires:** Country specific AC grounded line cord.



23844-00-00R

US AC line cord, 7.5 feet long, grounded, three wire for power supplies.

Note: additional cradle configurations are available via a custom product request. In addition, spare cradle cups are available as service spare parts.

Step 1:

Choose a charging method

Mount options for single slot cradle



CRD-TC8X-2SUCHG-01: Single slot USB Cradle, w/spare battery charger, allows charging one device and one spare battery. Allows USB communication to the device with an additional micro-USB cable.

Desktop bracket for single slot cradle



BRKT-SCRD-SSDK-01

TC8000 Desk Mounting Bracket for ShareCradle. Allows to install the Single Slot Cradle w/Spare Battery Charger on a flat surface. (i.e. desktop). **Includes:** Two-slot cradle desk plate for bracket (BRKT-SCRD-SSPL-01) and stands for desk plate (BRKT-SCRD-DKST-01). **Requires:** Single slot ShareCradle w/spare battery charger.

Step 1:

Choose a charging method

Cradle options



Multi-Slot Cradle options:

CRD-TC8X-5SCHG-01: 5Slot Charge Only Cradle, charges up to five devices.

CRD-TC8X-5SETH-01: 5Slot Ethernet Cradle, charges up to five devices and provides Ethernet communication.

CRD-TC8X-5SC4BC-01: 4Slot Charge Only Cradle with 4Slot Spare Battery Charger, charges up to 4 devices and up to 4 spare batteries on the same cradle.

CRD-TC8X-5SE4BC-01: 4Slot Ethernet Cradle with 4Slot Spare Battery Charger, charges up to 4 devices and up to 4 spare batteries on the same cradle and provides Ethernet communication.

All Cradles Require: Power Supply PWRS-14000-241R, DC Cord 50-16002-029R and Country Specific 3 wire AC Line Cord.

Additional accessories for multi-slot cradles



PWRS-14000-241R

Power supply for 4 slot cradles:90-264 VAC, 12VDC, 9A. **Requires:** DC and country specific AC grounded line cord.



50-16002-029R

DC cable provides power from the power supply to 4 slot charge only and Ethernet cradles



23844-00-00R

US AC line cord, 7.5 feet long, grounded, three wire for power supplies.

Note: additional cradle configurations are available via a custom product request. In addition, spare cradle cups are available as service spare parts.

Step 1:

Choose a charging method

Mount options for multi-slot cradle



CRD-TC8X-5SCHG-01: 5Slot Charge Only Cradle, charges up to five devices.

CRD-TC8X-5SETH-01: 5Slot Ethernet Cradle, charges up to five devices and provides Ethernet communication.

CRD-TC8X-5SC4BC-01: 4Slot Charge Only Cradle with 4Slot Spare Battery Charger, charges up to 4 devices and up to 4 spare batteries on the same cradle.

CRD-TC8X-5SE4BC-01: 4Slot Ethernet Cradle with 4Slot Spare Battery Charger, charges up to 4 devices and up to 4 spare batteries on the same cradle and provides Ethernet communication.

Desktop bracket for multi-slot cradle



BRKT-SCRD-MSDK-01

TC8000 Desk Mounting Bracket for ShareCradle. Allows to install any Multi-Slot cradle on a flat surface. (i.e. desktop).


Includes: Multi-Slot cradle desk plate for bracket (BRKT-SCRD-MSPL-01) and stands for desk plate (BRKT-SCRD-DKST-01).

Requires: Multi-Slot ShareCradle.

Step 1:


Choose a charging method

Mount options for multi-slot cradle



**MAXIMUM DENSITY
RACK MOUNTED SOLUTION:**
The Rack/Wall Mount Bracket have been optimized to work on a standard 19-inch rack, maximized density. The brackets can also be configured in different angles for maximum flexibility.

SPACE RACK
BRACKETS
3.5" APART
(minimum)



Rack/Wall bracket for multi-slot cradle



BRKT-SCRD-SMRK-01

Rack/Wall mounting bracket, allows to install any Single Slot or Multi-Slot cradle on a wall or a 19" IT rack. The bracket also allows to install up to four 4Slot Spare Battery Chargers together on a wall or standard 19" IT rack.

Compatible with all multi-slot cradle options:

CRD-TC8X-5SCHG-01: 5Slot Charge Only Cradle, charges up to five devices.

CRD-TC8X-5SETH-01: 5Slot Ethernet Cradle, charges up to five devices and provides Ethernet communication.

CRD-TC8X-5SC4BC-01: 4Slot Charge Only Cradle with 4Slot Spare Battery Charger, charges up to 4 devices and up to 4 spare batteries on the same cradle.

CRD-TC8X-5SE4BC-01: 4Slot Ethernet Cradle with 4Slot Spare Battery Charger, charges up to 4 devices and up to 4 spare batteries on the same cradle and provides Ethernet communication.

Step 2:

Choose battery / battery charging accessories

Spare Battery options

6700 mAh Battery



BTRY-TC8X-67MA1-01

PowerPrecision+ Spare Lithium Ion battery, 6700 mAh. Advanced new battery technology, provides a higher level of intelligence (State of Charge and State of Health) to deliver maximum performance.

Spare Battery Charging Options:



SAC-TC8X-4SCHG-01

4-slot battery charger, charges four spare batteries.

Requires: Power supply PWRs-14000-148R and Country Specific 3 wire AC Line Cord.

Accessories for 4-slot battery charger:



PWRs-14000-148R

Power supply for single slot cradle: 100-240 VAC, 12VDC, 4.16A.

Requires: Country specific AC grounded line cord.



25-85993-01R

2-way DC cable. For running two SAC-TC8X-4SCHG-01 battery chargers off a single PWRs-14000-241R power supply.



23844-00-00R

US AC line cord, 7.5 feet long, grounded, three wire for power supplies.



PWRs-14000-241R

Power supply: 90-264 VAC, 12VDC, 9A. It provides power to two spare battery chargers SAC-TC8X-4SCHG-01 while using a 2-way DC cable. **Requires:** DC and country specific AC grounded line cord.

Step 2:

Choose battery / battery charging accessories

Mount options for battery charger



RACK/WALL MOUNT BATTERY SOLUTION:
The Rack/Wall Mount Bracket can be used to mount **FOUR 4-slot battery chargers** for a combined charging of 16 batteries on a single bracket.

Rack/Wall bracket for battery chargers



BRKT-SCRD-SMRK-01

Rack/Wall mounting bracket, allows to install any Single Slot or Multi-Slot cradle on a wall or a 19" IT rack. The bracket also allows to install up to four 4Slot Spare Battery Chargers together on a wall or standard 19" IT rack.

Step 3:

Choose cables/adapters

Cable / Adapter options

USB/Charging Cable



CBL-TC8X-USBCHG-01

Provides USB communication to the device.
Requires: For AC charging, power supply PWRS-14000-249R and country specific ungrounded AC line cord.

Audio Cables



CBL-TC8X-AUDQD-01

Audio adapter cable, compatible with quick-disconnect wired headsets, for voice-directed picking and PTT applications.
Requires: QD headset.



CBL-TC8X-AUDBJ-01

Audio adapter cable, compatible with 3.5mm wired headsets, recommended for PTT applications **only**.
Requires: 3.5mm headset.

PWRS-14000-249R

Power Supply: 100-240VAC, 5.4 VDC, 3A. Provides charge to the device through a USB/Charging Cable.
Requires: Country-specific ungrounded AC line cord.

50-16000-182R

US AC line cord, ungrounded, two-wire for power supplies PWRS-14000-249R.



RCH51

Rugged wired headset with quick-disconnect



HSDT-35MM-PTVP-01

Over the ear headset with/MIC and PTT-3.5mm

Step 4:

Choose carrying accessories

Carrying options

Quick-draw Holster



SG-TC8X-QDHLST-01

Soft material holster, side loop accommodates a full sized stylus (SG-TC7X-STYLUS-03).

Requires: Universal belt.



Belt for holster

11-08062-02R

Universal belt for fabric holster.

Presentation Holster



SG-TC8X-PMHLST-01

Soft material holster, side loop accommodates a full sized stylus (SG-TC7X-STYLUS-03). Allows to use the device with a wired headset and enables to use the device on free-hands scanning mode.

Requires: Universal shoulder strap or universal belt.



Shoulder strap

WA6010

Universal shoulder strap for fabric holster.

OR



Belt for holster

11-08062-02R

Universal belt for fabric holster.

Step 4:

Choose carrying accessories

Free-hands scanning mode

SG-TC8X-PMHLST-01: Presentation Holster



The TC8000 senses that a box has been waved in front of it, using its proximity sensor, and activates the scan engine to decode the barcode.

The holster signals the TC8000 to activate the proximity sensor for hands free presentation scanning.

HANDS-FREE PRESENTATION SCANNING FROM THE HIP

Users can place a TC8000 in a holster for hands free scanning. **Simply pass box in front of the TC8000 and it will decode the barcode automatically.**



Step 5:

Choose additional mounting options


TC8000 Mounting accessories for proximity scanning

Desktop Stand



MNT-TC8X-DKPH-01

Un-powered desktop presentation stand. Allows to use the device on a flat surface (i.e. desktop) and allows to use the device on hands-free scanning mode.



The stand signals the TC8000 to activate the proximity sensor for hands-free presentation scanning.

HANDS-FREE SCANNING

Simply present an item in front of the TC8000 and it will decode the barcode automatically.

Step 5:

Choose additional mounting options

TC8000 Mounting accessories for proximity scanning

Cart Mount



MNT-TC8X-CMKT-01

Un-powered cart mount. Allows installing the TC8000 on carts with up to 2" diameter rail/bar and allows using the device on hands-free scanning mode.

Includes: TC8000 Cart Holder (MNT-TC8X-CTPH-01), RAM Small Tough-Claw with 1" Diameter Ball (MNT-RAM-B400U), RAM Double Socket Arm (MNT-RAM-B201U) and RAM 2.5" Round Ball Base (MNT-RAM-B202U); required for installation.



MNT-RAM-B202U

RAM 2.5" Round Ball Base



MNT-RAM-B201U

RAM Double Socket Arm



MNT-RAM-B400U

RAM Small Tough-Claw with 1" Diameter Ball



The mount signals the TC8000 to activate the proximity sensor for hands-free presentation scanning.

The TC8000 senses that a box has been placed in front of it, using its proximity sensor, and activates the scan engine.

HANDS-FREE SCANNING

Simply pass box in front of the TC8000 and it will decode the barcode automatically. With the user's hands free, they can quickly move from box to box.

Step 5:

Choose additional mounting options

TC8000 Other Mounting accessories

Forklift Mount



MNT-TC8X-FLCH-01
Forklift Holder for TC8000

MNT-TC8X-FMKT6-01

Un-powered Forklift Mount. Allows installing the TC8000 on a roll bar or square surface of a forklift and allows to use the device on landscape or portrait mode.

Includes: Forklift Holder (MNT-TC8X-FLCH-01), Clamp Mount (3PTY-PCLIP-215677) and 6" Pedestal Arm with 90° Offset (3PTY-PCLIP-215885).

MNT-TC8X-FMKT8-01

Un-powered Forklift Mount. Allows installing the TC8000 on a roll bar or square surface of a forklift and allows to use the device on landscape or portrait mode.

Includes: Forklift Holder (MNT-TC8X-FLCH-01), Clamp Mount (3PTY-PCLIP-215677) and 8" Pedestal Arm with 90° Offset (3PTY-PCLIP-215886).



3PTY-PCLIP-215885
6" Pedestal Mount
w/90° Offset



3PTY-PCLIP-215886
8" Pedestal Mount
w/90° Offset



3PTY-PCLIP-215677
Forklift Clamp Mount



Step 6:

Choose other accessories

Additional accessories

Hand Strap



SG-TC8X-HDSTP-01

Hand Strap, provides added safety against accidental drops of the device while on the move. Side loop accommodates a full sized stylus (SG-TC7X-STYLUS-03).

Wrist Lanyard



50-12500-066

Wrist Lanyard. Convenient lanyard-style wrist strap allows for users to keep hands free to perform tasks and handle objects.

Stylus



SG-TC7X-STYLUS-03

Stylus with coiled tether 3-Pk. Made of conductive carbon-filled plastic material, optimized for enterprise durability.

Screen Protector



MISC-TC8X-SCRN-01

Pack of 5 spare plastic guards for TC8000.