


Memory Module Specifications

KF318C10BBK2/8

8GB (4GB 512M x 64-Bit x 2 pcs.)
 DDR3-1866 CL10 240-Pin DIMM Kit



SPECIFICATIONS

CL(IDD)	10 cycles
Row Cycle Time (tRCmin)	48.125ns(min.)
Refresh to Active/Refresh Command Time (tRFCmin)	260ns(min.)
Row Active Time (tRASmin)	37.5ns(min.)
UL Rating	94 V - 0
Operating Temperature	0° C to +85° C
Storage Temperature	-55° C to +100° C

DESCRIPTION

FURY KF318C10BBK2/8 is a kit of two 512M x 64-bit (4GB) DDR3-1866 CL10 SDRAM (Synchronous DRAM) 1Rx8, memory module, based on eight 512M x 8-bit FBGA components per module. Total kit capacity is 8GB. Each module has been tested to run at DDR3-1866 at a low latency timing of 10-11-10 at 1.5V. Additional timing parameters are shown in the Plug-N-Play (PnP) Timing Parameters section below. Each 240-pin DIMM uses gold contact fingers. The JEDEC standard electrical and mechanical specifications are as follows:

Note: The PnP feature offers a range of speed and timing options to support the widest variety of processors and chipsets. Your maximum speed will be determined by your BIOS.

FACTORY TIMING PARAMETERS

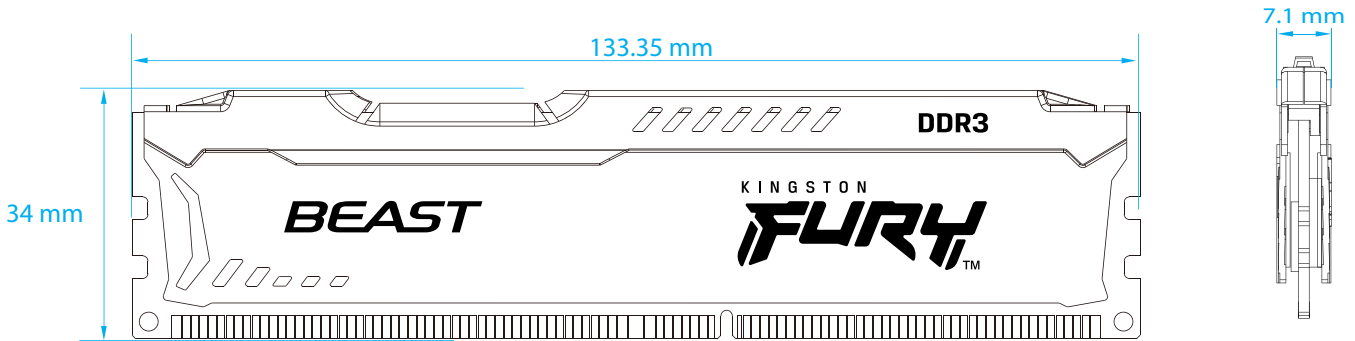
- Default (Plug N Play): DDR3-1866 CL10-11-10-30 @ 1.5V
 DDR3-1600 CL9-10-9 @ 1.5V
 DDR3-1333 CL8-9-8 @ 1.5V

FEATURES

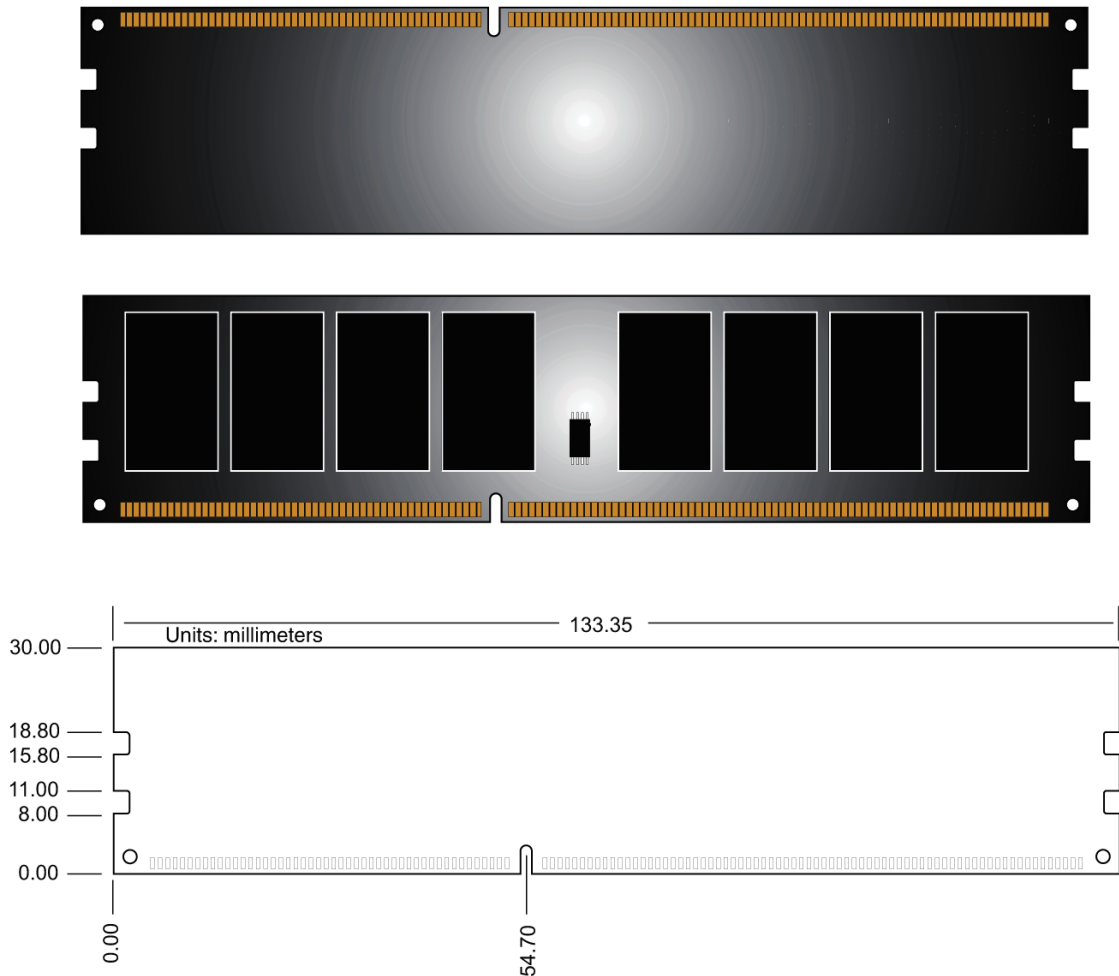
- JEDEC standard 1.5V Power Supply
- VDDQ = 1.5V
- 800MHz fCK for 1600Mb/sec/pin
- 8 independent internal bank
- Programmable CAS Latency: 11, 10, 9, 8, 7, 6
- Programmable Additive Latency: 0, CL - 2, or CL - 1 clock
- 8-bit pre-fetch
- Burst Length: 8 (Interleave without any limit, sequential with starting address "000" only), 4 with tCCD = 4 which does not allow seamless read or write [either on the fly using A12 or MRS]
- Bi-directional Differential Data Strobe
- Internal(self) calibration : Internal self calibration through ZQ pin (RZQ : 240 ohm ± 1%)
- On Die Termination using ODT pin
- Average Refresh Period 7.8us at lower than TCASE 85°C, 3.9us at 85°C < TCASE < 95°C
- Asynchronous Reset
- Height 1.338" (34mm) w/heatsink

Continued >>

MODULE WITH HEAT SPREADER



MODULE DIMENSIONS



The product images shown are for illustration purposes only and may not be an exact representation of the product. Kingston reserves the right to change any information at anytime without notice.

FOR MORE INFORMATION, GO TO KINGSTON.COM

All Kingston products are tested to meet our published specifications. Some motherboards or system configurations may not operate at the published FURY memory speeds and timing settings. Kingston does not recommend that any user attempt to run their computers faster than the published speed. Overclocking or modifying your system timing may result in damage to computer components.