

## 電腦 AIM-35AT 系列(AIM8IAC) 快速入門手冊

### AIM-35AT 外觀



左邊：前視圖

右邊：後視圖

如需瞭解有關本產品及研華其他產品的詳細資訊，請瀏覽我們的網站：

<http://www.advantech.com/>

如需技術服務與支援，請瀏覽我們的技術支援網站：

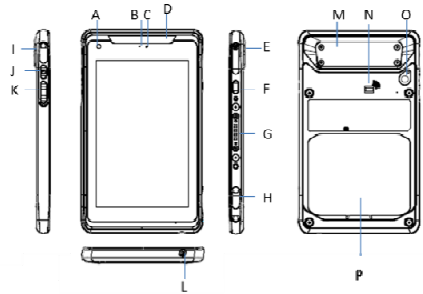
<http://support.advantech.com>

本手冊適用於 AIM-35AT 系列(AIM8IAC)。

中國印刷

第一版  
2018 年 7 月

### 外觀描述



- A: 正面相機
- B: 電源 LED
- C: 光線感應器
- D: 喇叭
- E: micro-SIM & micro-SD 卡夾蓋
- F: 可編程按鍵 (預設為條碼掃描功能)
- G: Pogo Pin (USB3.0)
- H: Micro USB 埠蓋
- I: Micro HDMI 埠蓋
- J: 電源按鈕
- K: 音量鍵 (上/下)
- L: 音訊插孔 (耳機用複合式插孔)
- M: 延伸模組
- N: NFC
- O: 背面相機 (含 LED 閃光燈)
- P: 電池蓋

## 快速安裝

### 接通電源

1. 本產品供電使用群光電能型號: A16-018N1A 的交換式電源供應器，AIM-35AT 型號電源輸入額定為 5.0~5.15 Vdc，3A；Tma 攝氏 50 度。如需進一步協助，請聯絡 Advantech 取得更多資訊。
2. 本產品採用運輸節電機制 (shipping mode)，以保護電池並減少運送過程電力耗用，因此，在首次使用前，請先對主機充電：將附件 Micro USB 電源供應器連接至外觀描述的“H”位置。第一次使用本產品前請充電一小時以上。
3. 長按電源開關 (外觀描述的“J”位置)2~3 秒鐘可以啟動電腦。
4. 當電腦運行中按下電源開關 1 秒，可以進入節電模式。此時面板背光會關閉，再次按下電源開關可以恢復面板背光；電腦運行中，長按電源開關 10 秒可強制關機。
5. 使用環境溫度：  
系統充電：0°C~+40°C；  
作業時：-10°C~+50°C；  
儲存時：-20°C~+60°C
6. 首次開機時，會有一次性的 ADVANTECH logo 倒反的情況，不影響功能與使用，從第二次開機開始，就不會再出現這個現象。

## 安全指示

請嚴格按照說明書操作並仔細閱讀安全指示。只有經過訓練的維修人員才能對設備進行維修。研華建議客戶在維修時向維修人員索取維修合同，並要求維修人員進行全部維修；否則設備的正常功能將可能受到影響。

**警告!** 請勿在設備工作或電源接通時移除設備蓋，以防觸電。

如遇下列情況，請由專業人員來維修：

- 電源線或者插頭損壞；
- 設備內部有液體流入；
- 設備曾暴露於過於潮濕的環境中使用；
- 設備無法正常工作，或您無法通過用戶手冊來使其正常工作；
- 設備跌落或者損壞；
- 設備有明顯的外觀破損。用濕抹布清洗設備前，請從插座拔下電源線。請使用濕布擦拭設備。請勿使用液體或去汙噴霧劑清潔設備。請勿在潮濕環境中使用設備。

**注意!** 為避免短路導致設備損壞，請勿讓液體流入設備。如有液體不慎濺入設備，請立刻移除受影響的部件並聯繫維修人員進行維修。如果電腦時鐘時間不準確或BIOS設置恢復為預設值，請檢查電池是否有電。

**警告:**使用過度恐傷害視力

**注意:**

1. 使用30分鐘請休息10分鐘
2. 未滿2歲幼兒不看螢幕，2歲以上每天看螢幕不要超過1小時

**NCC 警告聲明**

**第 12 條**

針對經過認證的低功率頻率電氣機械，任何公司、商號或使用者未經許可均不得予以變更頻率、提高功率或變更原始設計的特性和功能。

**第 14 條**

低功率電氣機械的使用不可影響導航安全或干擾合法通訊，若發現干擾情事，將暫停服務至有所改善且干擾消失為止。

減少電磁波影響，請妥適使用

## 電池安全

### 注意：

未正確更換電池會有爆炸危險。更換電池時，僅可使用製造商建議的同類型電池，並請按照製造商的指示處理用過的電池。

本裝置使用過的電池若處理不當，可能有起火或化學灼傷的風險。

請勿試圖拆解電腦或其配件。

僅限由合格人員更換電池。

請勿將電池棄置火中，並請向當地機關確認廢棄處置方式。

AIM-35AT 僅可裝配標準的 Getac 型號 AIM-BAT-8 額定 4900mAh 聚合物鋰電池組。使用其他電池可能有起火或爆炸的風險。

### 電池更換注意事項：

更換鋰離子電池組時，務必留意環境溫度。此流程在一般室溫或稍低溫度中效率最高。請務必在 0°C 至 40°C 的規定溫度範圍內為電池充電，若超出指定溫度範圍，可能導致電池損壞或縮短充電壽命週期。

### 儲存與安全注意事項：

鋰離子充電電池雖可數月放置不用，但電池容量可能會因為內阻累積而耗盡。若發生此情況，使用前必需重新充電。鋰離子電池可儲存在 -20°C 至 60°C 的環境中，但若趨近此溫度範圍的上限，則電力消耗較快。建議將 AIM-35AT 存放在正常室溫範圍內。

申請者：研華股份有限公司

地址：台北市內湖區瑞光路 26 巷 20 弄 1 號

電話：02-27927818

如需進一步協助，請聯絡 Advantech 取得更多資訊。

<http://support.advantech.com.tw/>

## 限用物質含有情況標示聲明

### 限用物質含有情況標示聲明書

Declaration of the Presence Condition of the Restricted Substances Marking

單元 Unit	型號 (型式) : AIMBIAC (型號列於次頁) Type designation (Type)					
	限用物質及其化學符號 Restricted substances and its chemical symbols					
	鉛Lead (Pb)	汞Mercury (Hg)	鎘Cadmium (Cd)	六價鉻 Hexavalent chromium (Cr <sup>6+</sup> )	多溴聯苯 Polybrominated biphenyls (PBB)	多溴二苯醚 Polybrominated diphenyl ethers (PBDE)
電路板	—	○	○	○	○	○
面板	—	○	○	○	○	○
電源供應器	—	○	○	○	○	○
例外款 (另款、內卸 組裝...等)	—	○	○	○	○	○

備考1: "超出0.1 wt%"及"超出0.01 wt%"係指限用物質之百分比含量超出百分比含量基準值。  
Note 1: "Exceeding 0.1 wt%" and "exceeding 0.01 wt%" indicate that the percentage content of the restricted substance exceeds the reference percentage value of presence condition.

備考2: "○"係指該項限用物質之百分比含量未超出百分比含量基準值。  
Note 2: "○" indicates that the percentage content of the restricted substance does not exceed the percentage of reference value of presence.

備考3: "—"係指該項限用物質為排除項目。  
Note 3: The "-" indicates that the restricted substance corresponds to the exemption.

## 计算机 AIM-35AT 系列(AIM8IAC) 快速入门手册

### AIM-35AT 外观



左边：前视图

右边：后视图

如需了解有关本产品及研华其他产品的详细信息，请浏览我们的网站：

<http://www.advantech.com.cn>

如需技术服务与支持，请浏览我们的技术支持网站：

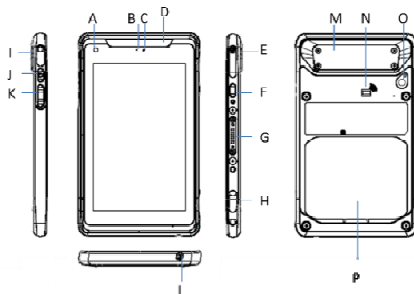
<http://support.advantech.com.cn>

本手册适用于 AIM-35AT 系列(AIM8IAC)。

料号：  
中国印刷

第一版  
2018 年 7 月

### 外观描述



- A: 正面相机
- B: 电源 LED
- C: 光线传感器
- D: 喇叭
- E: micro-SIM & micro-SD 卡匣盖
- F: 可编程按键 (默认为条形码扫描功能)
- G: Pogo Pin (USB3.0)
- H: Micro USB 埠盖
- I: Micro HDMI 埠盖
- J: 电源按钮
- K: 音量键 (上/下)
- L: 音讯插孔 (耳机用复合式插孔)
- M: 延伸模块
- N: NFC
- O: 背面相机 (含 LED 闪光灯)
- P: 电池盖

## 快速安装

### 接通电源

1. 本产品供电使用群光电能型号: **A16-018N1A** 的交换式电源供应器, **AIM-35AT** 型号电源输入额定为 **5.0~5.15 Vdc, 3A; Tma 摄氏 50 度**。如需进一步协助, 请联系 **Advantech** 取得更多信息。
2. 本产品采用运输节电机制 (**shipping mode**), 以保护电池并减少运送过程电力耗用, 因此, 在首次使用前, 请先对主机充电: 将附件 **Micro USB** 电源供应器连接至外观描述的“**H**”位置。第一次使用本产品前请充电一小时以上。
3. 长按电源开关 (外观描述的“**J**”位置)2~3 秒钟可以启动计算机。
4. 当计算机运行中按下电源开关 **1 秒**可以进入节电模式。此时面板背光会关闭, 再次按下电源开关可以恢复面板背光; 计算机运行中, 按下电源开关 **10 秒**可强制关机。
5. 使用环境温度:  
系统充电: **0°C~+40°C**;  
作业时: **-10°C~+50°C**;  
储存时: **-20°C~+60°C**
6. 首次开机时, 会有一性性的 **ADVANTECH logo** 倒反的情况, 不影响功能与使用, 从第二次开机开始, 就不会再出现这个现象。

## 安全指示

请严格按照说明书操作并仔细阅读安全指示。只有经过训练的维修人员才能对设备进行维修。研华建议客户在维修时向维修人员索取维修合同, 并要求维修人员进行全部维修; 否则设备的正常功能将可能受到影响。

**警告!** 请勿在设备工作或电源接通时移除设备盖, 以防触电。

如遇下列情况, 请由专业人员进行维修:

- 电源线或者插头损坏;
- 设备内部有液体流入;
- 设备曾暴露在过于潮湿的环境中使用;
- 设备无法正常工作, 或您无法通过用户手册来使其正常工作;
- 设备跌落或者损坏;
- 设备有明显的外观破损。用湿抹布清洗设备前, 请从插座拔下电源线。请使用湿布擦拭设备。请勿使用液体或去污喷雾剂清洁设备。请勿在潮湿环境中使用设备。

**注意!** 为避免短路导致设备损坏, 请勿让液体流入设备。如有液体不慎溅入设备, 请立刻移除受影响的部件并联系维修人员进行维修。如果计算机时钟时间不准确或BIOS设置恢复为默认值, 请检查电池是否有电。

**警告:** 使用过度恐伤害视力

**注意:**

1. 使用30分钟请休息10分钟
2. 未满2岁幼儿不看屏幕, 2岁以上每天看屏幕不要超过1小时

减少电磁波影响, 请妥适使用

# 电池安全

## 注意：

未正确更换电池会有爆炸危险。更换电池时，仅可使用制造商建议的同类型电池，并请按照制造商的指示处理用过的电池。

本装置使用过的电池若处理不当，可能会有起火或化学灼伤的风险。

请勿试图拆解计算机或其配件。

仅限由合格人员更换电池。

请勿将电池弃置火中，并向当地机关确认废弃处置方式。

AIM-35AT 仅可装配标准的 Getac 型号 AIM-BAT-8 额定 4900mAh 聚合物锂电池组。使用其他电池可能会有起火或爆炸的风险。

## 电池更换注意事项：

更换锂离子电池组时，务必留意环境温度。此流程在一般室温或稍低温度中效率最高。请务必在 0°C 至 40°C 的规定温度范围内为电池充电，若超出指定温度范围，可能导致电池损坏或缩短充电寿命周期。

## 储存与安全注意事项：

锂离子充电电池虽可数月放置不用，但电池容量可能会因为内阻累积而耗尽。若发生此情况，使用前必需重新充电。

锂离子电池可储存在 -20°C 至 60°C 的环境中，但若趋近此温度范围的上限，则电力消耗较快。建议将

AIM-35AT(AIM5IAC)存放在正常室温范围内。

## Computer AIM-35AT Series(AIM8IAC) Startup Manual

### AIM-35AT Appearance



Left: Front View

Right: Rear View

For more information on this and other Advantech products, please visit our website at:

<http://www.advantech.com>

For technical support and service, please visit our support website at:

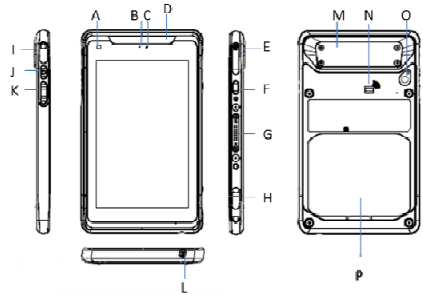
<http://support.advantech.com>

This manual is for AIM-35AT Series(AIM8IAC)

Print in China

1<sup>st</sup> Edition  
July 2018

### Description of Parts



- A: Front Camera
- B: Power LED
- C: Light Sensor
- D: Speaker
- E: micro-SIM & micro-SD Card Door
- F: Programmable Key (Default Barcode scanner)
- G: Pogo Pin (USB3.0)
- H: Micro USB Door
- I: Micro HDMI Door
- J: Power Button
- K: Volume Key (Up/Down)
- L: Audio Jack (Headset Combo)
- M: Extension Module
- N: NFC
- O: Rear Camera with LED Flash
- P: Battery Cover

## Easy Setup

### Power On Computer

---

1. Model: AIM-35AT Rating 5 Vdc or 5.15 Vdc / 3.0A
2. This product is intended to be supplied by a UL Listed Power Adapter( Chicony : A16-018N1A) or DC power source, rated 5.0 - 5.15 Vdc, 3A min. for model AIM-35AT, and Tma 50 degree C. Please contact Advantech for further information and assistance.
3. The product is equipped with shipping mode for battery protected and power saving, please charge the embedded battery of the computer: Connect the Micro USB adaptor on the AIM-35AT (AIM81AC) computer. ("H" on the description of parts.) Please charge for at least one hour when you use this computer for the first time.
4. Push the Power button ("J" on description of parts.) for 2~3 seconds to start the computer.
5. While the computer is running, push the power button for 1 second will disable LCD backlight for power saving. Push the power button again will enable the backlight again; press the power button for 10 seconds while computer is running, the system will shutdown.
6. Environment:
  - Operating Temperature(Charging): 0°C ~+40 °C
  - Operating Temperature(Discharging): -10°C ~+50 °C
  - Storage: -20°C ~ +60°C
7. There will be "ADVANTECH" logo upside down while first boot up. This scenario will be disappear after 2<sup>nd</sup> boot up and won't influence functions and usage.

## Safety Instructions

Please read these safety instructions carefully and follow these instructions for use. Repair of the device may only be carried by trained service personnel. Advantech recommends that a service contact be obtained with Advantech service and that all repairs also be carried out by them; otherwise the correct functioning of the device may be compromised.

**WARNING!** Because of the danger of electrical shock, never remove the cover of a device while it is in operation or connected to a power outlet.

If one of the following situations arises, have the equipment checked by service personnel:

- The power cord or plug is damaged.
  - Liquid has penetrated the equipment.
  - The equipment has been exposed to moisture.
  - The equipment does not work well, or you cannot get it to work according to the user's manual.
  - The equipment has been dropped and damaged.
  - The equipment has obvious signs of breakage.
- Disconnect this equipment from any AC outlet before cleaning. Use a damp cloth. Do not use liquid or spray detergents for cleaning and keep this equipment away from humidity.

**CAUTION!** To avoid short-circuits and otherwise damaging the device, do not allow fluids to come in contact with the device. If fluids are accidentally spilled on the equipment, remove the affected unit from service as soon as possible and contact service personnel to verify that patient safety is not compromised. Please check the battery if your computer clock is unable to keep accurate time or the BIOS configuration is reset to default.



# Battery Caution

## CAUTION!

Danger of explosion if battery is incorrectly replaced. Replace only with the same type recommended by the manufacturer, discard used batteries according to the manufacturer's instructions.

Attention : Danger d'explosion si la batterie est inexactement remplacée. Remplacez seulement avec la même chose ou le type recommandé par le fabricant, jettent les batteries utilisées instructions de s selon fabricant des'.

Mistreat the battery used in this device may present a risk of fire or chemical burn.

Do not attempt to disassemble the computer or its accessories.

Only qualified personal is allowed to replace the battery. Do not dispose batteries in a fire and check with local authorities for disposal instructions.

AIM8IAC can only be equipped with standard battery pack with Getac, AIM-BAT-8, 4900mAh Polymer Lithium Ion Battery. Use of another battery may present a risk of fire or explosion.

## **Battery Charge Notice**

It is important to consider the environment temperature whenever you are charging the Lithium-Ion battery pack. The process is more efficient at normal room temperature or slightly cooler. It is essential that you charge batteries within the stated range of 0°C to 40°C. Charging batteries outside of the specified range could damage the batteries and shorten their charging life cycle.

## **Storage and Safety Notice**

Although charge Lithium-Ion batteries may be left unused for several months, their capacity may be depleted due to the buildup of internal resistance. If this happens they will require recharging prior to use. Lithium Ion batteries may be stored at temperatures between -20°C to 60°C, however they may be depleted more rapidly at the high end of this range. It is recommended to store AIM8IAC within normal room temperature ranges.

# Declaration of Conformity

## CE Conformity Statement

Radio products with the CE alert marking comply with the R&TTE Directive (1999/5/EC) issued by the Commission of the European Community. Compliance with this directive implies conformity to the following European Norms (in brackets are the equivalent international standards).

- EN 60950-1 (IEC60950-1) - Product Safety
- EN 300 328 Technical requirement for radio equipment
- ET S301 489 General EMC requirements for radio equipment

Products that contain the radio transmitter are labeled with CE alert marking and may also carry the CE logo.

## FCC Compliance Statement

This equipment generates, uses and can radiate radio frequency energy and, if not installed and used in accordance with the instructions, may cause harmful interference to radio communications. However, there is no guarantee that interference will not occur in a particular installation. If this equipment does cause harmful interference to radio or television reception, which can be determined by turning the equipment off and on, the user is encouraged to try to correct the interference by one of the following measures:

- Reorient or relocate the receiving antenna.
- Increase the separation between the equipment and receiver.
- Connect the equipment into an outlet on a circuit different from that to which the receiver is connected.
- Consult the dealer or an experienced radio/TV technician for help.

To assure continued compliance, any changes or modifications not expressly approved by the party responsible for compliance could void the user's authority to operate this equipment. (Example: use only shielded interface cables when connecting to computer or peripheral devices).

This device complies with Part 15 of the FCC Rules.

Operation is subject to the following two conditions:

- 1) This device may not cause harmful interference, and
- 2) This device must accept any interference received, including interference that may cause undesired operation.

### 15.21

Any changes or modifications not expressly approved by the party responsible for compliance could void the authority to operate equipment.

This device and its antenna must not be co-located or operating in conjunction with any other antenna or transmitter.

End-users and installers must be provided with antenna installation instructions and transmitter operating conditions for satisfying RF exposure compliance.

For product available in the USA/Canada market, only channel 1-11 can be operated. Selection of other channels is not possible.

## FCC Radiation Exposure Statement

This equipment complies with FCC RF radiation exposure limits set forth for an uncontrolled environment for body-worn configuration in direct contact to the phantom.

This device complies with FCC radiation exposure limits set forth for an uncontrolled environment.

This equipment complies with FCC radiation exposure limits set forth for an uncontrolled environment. End user must follow the specific operating instructions for satisfying RF exposure compliance. This transmitter must not be co-located or operating in conjunction with any other antenna or transmitter.

The portable device is designed to meet the requirements for exposure to radio waves established by the Federal Communications Commission (USA). These requirements set a SAR limit of 1.6 W/kg averaged over one gram of tissue. The highest SAR value reported under this standard during product certification for use when properly worn on the body

## IC warning statement

This device complies with Industry Canada's licence-exempt RSSs. Operation is subject to the following two conditions:

- (1) This device may not cause interference; and
- (2) This device must accept any interference, including interference that may cause undesired operation of the device.

Le présent appareil est conforme aux CNR d'Industrie Canada applicables aux appareils radio exempts de licence.

L'exploitation est autorisée aux deux conditions suivantes : (1) l'appareil ne doit pas produire de brouillage, et (2) l'utilisateur de l'appareil doit accepter tout brouillage radioélectrique subi, même si le brouillage est susceptible d'en compromettre le fonctionnement.

This radio transmitter has been approved by Industry Canada to operate with the

antenna types listed below with the maximum permissible gain and required antenna impedance are strictly prohibited for use with this device.

Le présent émetteur radio a été approuvé par Industrie Canada pour fonctionner avec les types d'antenne énumérés ci-dessous et ayant un gain admissible maximal et l'impédance requise pour chaque type d'antenne. Les types d'antenne non inclus dans cette liste, ou dont le gain est supérieur au gain maximal indiqué, sont strictement interdits pour l'exploitation de l'émetteur.

(i)the device for operation in the band 5150-5250 MHz is only for indoor use to reduce the potential for harmful interference to co-channel mobile satellite systems; (For devices installed in vehicles point i. is not required.)

Users should also be advised that high-power radars are allocated as primary users (i.e. priority users) of the

bands 5250-5350 MHz and 5650-5850 MHz and that these radars could cause interference and/or damage to LE-LAN devices.

(i) l'appareil pour fonctionner dans la bande 5150-5250 MHz est réservé à une utilisation en intérieur afin de réduire les risques d'interférences nuisibles à la co-canal systèmes mobiles par satellite;

Devraient également être informés les utilisateurs que les radars à haute puissance sont désignés comme utilisateurs principaux (c.-à-d. utilisateurs prioritaires) des bandes 5250-5350 MHz et 5650-5850 MHz et que ces radars pourraient provoquer des interférences et / ou endommager les appareils LE-LAN.

### **IC Radiation Exposure Statement**

This EUT is compliance with SAR for general population/uncontrolled exposure limits in IC RSS-102. This equipment should be installed and operated with minimum distance 0 cm between the radiator & your body.

Cet EUT est la conformité avec SAR pour la population générale / les limites d'exposition incontrôlées dans IC RSS-102. Cet équipement doit être installé et utilisé à une distance minimale de 0 cm entre le radiateur et votre corps.

This equipment complies with ISED radiation exposure limits set forth for an uncontrolled environment. End user must follow the specific operating instructions for satisfying RF exposure compliance. This transmitter must not be co-located or operating in conjunction with any other antenna or transmitter.

The portable device is designed to meet the requirements for exposure to radio waves established by the ISED. These requirements set a SAR limit of 1.6 W/kg averaged over one gram of tissue. The highest SAR value reported under this standard during product certification for use when properly worn on the body. Cet équipement est conforme aux limites d'exposition aux rayonnements ISED établies pour un environnement non contrôlé. L'utilisateur final doit suivre les instructions spécifiques pour satisfaire les normes. Cet émetteur ne doit pas être co-implanté ou fonctionner en conjonction avec toute autre antenne ou transmetteur.

### **5.4 ENERGY STAR**

An ENERGY STAR qualified computer delivers substantial savings over a conventional computer. Desktop, integrated desktop, and notebook (laptop) computers, workstations, small-scale servers, and thin clients are all eligible to earn the ENERGY STAR, and those that do are now more efficient than ever.

It is an honor for Advantech to provide you such products.

What is ENERGY STAR?

ENERGY STAR is a U.S. Environmental Protection Agency (EPA) voluntary program that helps businesses and individuals save money and protect our climate through superior energy efficiency.

The ENERGY STAR program was established by EPA in 1992, under the authority of the Clean Air Act Section

103(g). Section 103(g) of the Clean Air Act directs the Administrator to "conduct a basic engineering research and technology program to develop, evaluate, and demonstrate non-regulatory strategies and technologies for reducing air pollution."

In 2005, Congress enacted the Energy Policy Act. Section 131 of the Act amends Section 324 (42 USC 6294) of the Energy Policy and Conservation Act, and "established at the Department of Energy and the Environmental Protection Agency a voluntary program to identify and promote energy-efficient products and buildings in order to reduce energy consumption, improve energy security, and reduce pollution through voluntary labeling of or other forms of communication about products and buildings that meet the highest energy efficiency standards."

For more information, please visit [www.energystar.gov](http://www.energystar.gov)

AIM8IAC is to enter display sleep mode after 4 minutes and computer sleep mode after 10 minutes in default. To wake it from sleep mode, simply press the power button on the back cover, while under sleep mode it allows the device to save 80% or more energy.

Power Management System:

Lists of default power management systems

<i>Balanced (Default)</i>	<i>AIM-35AT(AIM8IAC): Idle 4 mins. closes screen, 10 min. enters sleep mode.</i>
<i>High performance</i>	<i>Never idle and never enters sleep mode.</i>



6061B1202801