


RAM CRADLE FOR IPOD TOUCH 4G FOAM PAD PREPERATION

ADHERE FOAM PADS AGAINST CRADLE, JUST ABOVE LOWER RIBS. USE SYMMETRICAL PLACEMENT. DO NOT ADHERE TO SIDES OF CRADLE.




USE NUTS AND APPROPRIATE LENGTH SCREWS PROVIDED TO ATTACH TO ANY COMPATIBLE RAM-MOUNT.

RMR-INS-AP10
National Products, Inc., 8410 Dallas Ave S., Seattle, WA 98108
(206) 763-8361 www.ram-mount.com

RAM CRADLE FOR IPOD TOUCH 4G FOAM PAD PREPERATION

ADHERE FOAM PADS AGAINST CRADLE, JUST ABOVE LOWER RIBS. USE SYMMETRICAL PLACEMENT. DO NOT ADHERE TO SIDES OF CRADLE.




USE NUTS AND APPROPRIATE LENGTH SCREWS PROVIDED TO ATTACH TO ANY COMPATIBLE RAM-MOUNT.

RMR-INS-AP10
National Products, Inc., 8410 Dallas Ave S., Seattle, WA 98108
(206) 763-8361 www.ram-mount.com

RAM CRADLE FOR IPOD TOUCH 4G FOAM PAD PREPERATION

ADHERE FOAM PADS AGAINST CRADLE, JUST ABOVE LOWER RIBS. USE SYMMETRICAL PLACEMENT. DO NOT ADHERE TO SIDES OF CRADLE.




USE NUTS AND APPROPRIATE LENGTH SCREWS PROVIDED TO ATTACH TO ANY COMPATIBLE RAM-MOUNT.

RMR-INS-AP10
National Products, Inc., 8410 Dallas Ave S., Seattle, WA 98108
(206) 763-8361 www.ram-mount.com

RAM CRADLE FOR IPOD TOUCH 4G FOAM PAD PREPERATION

ADHERE FOAM PADS AGAINST CRADLE, JUST ABOVE LOWER RIBS. USE SYMMETRICAL PLACEMENT. DO NOT ADHERE TO SIDES OF CRADLE.




USE NUTS AND APPROPRIATE LENGTH SCREWS PROVIDED TO ATTACH TO ANY COMPATIBLE RAM-MOUNT.

RMR-INS-AP10
National Products, Inc., 8410 Dallas Ave S., Seattle, WA 98108
(206) 763-8361 www.ram-mount.com

RAM CRADLE FOR IPOD TOUCH 4G FOAM PAD PREPERATION

ADHERE FOAM PADS AGAINST CRADLE, JUST ABOVE LOWER RIBS. USE SYMMETRICAL PLACEMENT. DO NOT ADHERE TO SIDES OF CRADLE.




USE NUTS AND APPROPRIATE LENGTH SCREWS PROVIDED TO ATTACH TO ANY COMPATIBLE RAM-MOUNT.

RMR-INS-AP10
National Products, Inc., 8410 Dallas Ave S., Seattle, WA 98108
(206) 763-8361 www.ram-mount.com

RAM CRADLE FOR IPOD TOUCH 4G FOAM PAD PREPERATION

ADHERE FOAM PADS AGAINST CRADLE, JUST ABOVE LOWER RIBS. USE SYMMETRICAL PLACEMENT. DO NOT ADHERE TO SIDES OF CRADLE.



USE NUTS AND APPROPRIATE LENGTH SCREWS PROVIDED TO ATTACH TO ANY COMPATIBLE RAM-MOUNT.

RMR-INS-AP10
National Products, Inc., 8410 Dallas Ave S., Seattle, WA 98108
(206) 763-8361 www.ram-mount.com