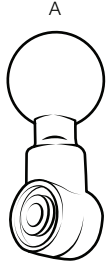


Parts Index


* not to scale



x 1



x 1




x 1
#10-24 x 1"



x 1
M8 x 1.25 x 20mm



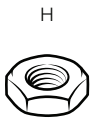
x 1
M10 x 1.25 x 40mm



x 1
M8 x 1.25 x 40mm



x 1
M10 x 1.25 x 20mm



x 2
M10 x 1.25



x 2
M8 x 1.25



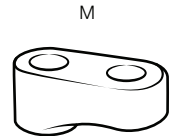
x 3
M10



x 2



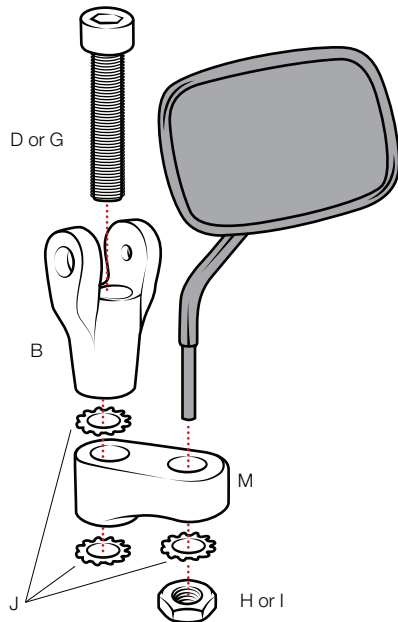
x 1
#10-24



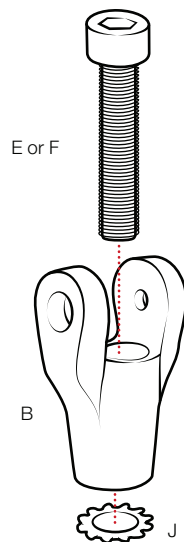
x 1

Locate threaded female hole on your motorcycle and verify the appropriate thread pitch by carefully threading one of (D, E, F or G) screws provided. The length of the correct screw will depend on which of the two options you select below. Place correct screw through center opening of (B) clevis base.

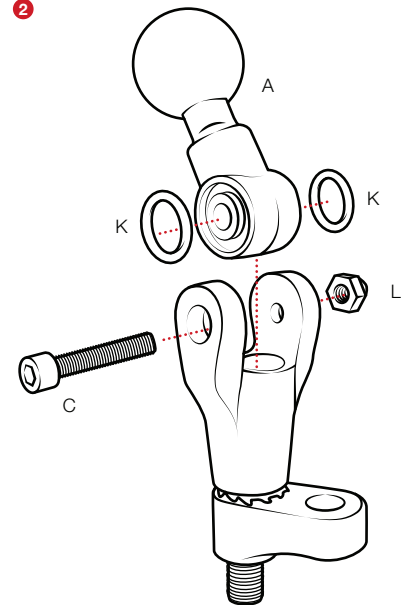
1 OPTION 1 - Mirror Relocation



OPTION 2 - No Mirror Relocation



2



RMR-INS-B-360



Safety Precaution

Do not install this product near or over an airbag deployment area or in a location that obstructs the driver's vision or interferes with vehicle operation. National Products, Inc does not assume responsibility or liability for any such personal injury, death or property damage.