


# RAM® Tab-Tite™ with Fixed Mounting Screws - Assembly Guide

## Included Hardware:

A. #4-40 x 3/8" Machine Screws (QTY. 2)


B. #6 x 5/8" Fender Washers (QTY. 2)



1. Identify nut inserts located behind your Tab-Tite™ assembly, inside the long slotted holes. With (B) Washers positioned under (A) Screws, thread (A) Screws into nut inserts by hand.

2. Continue to follow the steps provided in your original RAM Tab-Tite™ Assembly Guide.

3. While your tablet is in the RAM Tab-Tite™, tighten (A) Screws down using a screwdriver to secure your tablet in the holder.



## RAM Mounting Systems

8410 Dallas Ave S  
Seattle, WA 98108  
Phone: (206) 763-8361  
Fax: (206) 763-9615  
www.rammount.com  
support@rammount.com

**This assembly will semi-permanently secure your tablet in the RAM Tab-Tite™. To remove tablet, user must loosen the screws behind the holder.**



RMR-INS-ACN


This document, including images, may not be reproduced partly or fully without the expressed written consent of National Products, Inc.

# RAM® Tab-Tite™ with Fixed Mounting Screws - Assembly Guide

## Included Hardware:

A. #4-40 x 3/8" Machine Screws (QTY. 2)


B. #6 x 5/8" Fender Washers (QTY. 2)



1. Identify nut inserts located behind your Tab-Tite™ assembly, inside the long slotted holes. With (B) Washers positioned under (A) Screws, thread (A) Screws into nut inserts by hand.

2. Continue to follow the steps provided in your original RAM Tab-Tite™ Assembly Guide.

3. While your tablet is in the RAM Tab-Tite™, tighten (A) Screws down using a screwdriver to secure your tablet in the holder.



## RAM Mounting Systems

8410 Dallas Ave S  
Seattle, WA 98108  
Phone: (206) 763-8361  
Fax: (206) 763-9615  
www.rammount.com  
support@rammount.com

**This assembly will semi-permanently secure your tablet in the RAM Tab-Tite™. To remove tablet, user must loosen the screws behind the holder.**



RMR-INS-ACN

This document, including images, may not be reproduced partly or fully without the expressed written consent of National Products, Inc.

# RAM TAB-TITE™ ACCESSORIES & RECOMMENDED MOUNTS

## ACCESSORIES

COMPATIBLE WITH ALL RAM MOUNTS

**RAM ROTO-VIEW™ ADAPTER**  
QUICKLY ROTATE YOUR TABLET BETWEEN PORTRAIT AND LANDSCAPE MODE IN A QUICK ONE-HANDED MOTION  
P/N: RAM-HOL-ROTO1U



**RAM KEYBOARD ADAPTER W/ ROTO-VIEW™**  
MOUNT YOUR BLUETOOTH KEYBOARD RIGHT WHERE YOU WANT IT, WHILE KEEPING YOUR TABLET FREE TO ADJUST BETWEEN PORTRAIT AND LANDSCAPE MODE  
P/N: RAP-TAB-KEY-300U



**RAM BLUETOOTH KEYBOARD**  
THIN, LIGHT-WEIGHT, FULL SIZE BLUETOOTH KEYBOARD FOR TABLETS  
P/N: RAM-KEY1-BT



## LIGHT-USE MOUNTS

**RAM POD I NO-DRILL™ VEHICLE MOUNT**  
18" RIGID ALUMINUM ROD ADAPTS TO ANY EXISTING SEAT BOLT IN A VEHICLE  
P/N: RAM-B-316-1-238U



**RAM TWIST-LOCK™ SUCTION CUP**  
DOUBLE BALL MOUNT WITH TWIST-LOCK™ SUCTION CUP FOR ANY NON-POROUS SURFACE  
P/N: RAM-B-166U

**RAM-A-CAN™ II CUP HOLDER MOUNT**  
DOUBLE BALL MOUNT WITH BASE TO WEDGE SECURELY INTO ANY VEHICLE CUP HOLDER  
P/N: RAP-299-3-B-102U



**DRILL-DOWN DOUBLE BALL MOUNT**  
RAM DOUBLE & SOCKET MOUNT CAN DRILL AGAINST ANY FLAT SURFACE  
P/N: RAM-B-138U



## RUGGED-USE MOUNTS

**TELE-POLE & SWING ARM MOUNT**  
ADJUST HEIGHT & ANGLE ARTICULATION WITH THIS RUGGED VEHICLE SOLUTION. CONNECTS TO ANY RAM NO-DRILL™ CUSTOM VEHICLE BASE  
P/N: RAM-VP-SW1-89



VISIT [WWW.RAMMOUNT.COM](http://WWW.RAMMOUNT.COM) TO SELECT COMPATIBLE VEHICLE-SPECIFIC BASE

**TRIPLE SUCTION MOUNT**  
RAM TWIST-LOCK™ SUCTION CUPS INTEGRATED INTO A TRIPLE SUCTION ADAPTER WITH RUGGED-USE DOUBLE BALL MOUNT  
P/N: RAP-365-101U



**DRILL-DOWN DOUBLE BALL MOUNT**  
RAM DOUBLE & SOCKET MOUNT CAPABLE OF SUPPORTING YOUR TABLET UNDER THE MOST EXTREME ENVIRONMENTS  
P/N: RAM-101U



WITH HUNDREDS OF INTERCHANGEABLE BALL & SOCKET COMPONENTS TO CHOOSE FROM, VISIT [WWW.RAMMOUNT.COM](http://WWW.RAMMOUNT.COM) TO BUILD A CUSTOM MOUNTING SOLUTION FOR YOUR SPECIFIC NEEDS!

# RAM TAB-TITE™ ACCESSORIES & RECOMMENDED MOUNTS

## ACCESSORIES

COMPATIBLE WITH ALL RAM MOUNTS

**RAM ROTO-VIEW™ ADAPTER**  
QUICKLY ROTATE YOUR TABLET BETWEEN PORTRAIT AND LANDSCAPE MODE IN A QUICK ONE-HANDED MOTION  
P/N: RAM-HOL-ROTO1U



**RAM KEYBOARD ADAPTER W/ ROTO-VIEW™**  
MOUNT YOUR BLUETOOTH KEYBOARD RIGHT WHERE YOU WANT IT, WHILE KEEPING YOUR TABLET FREE TO ADJUST BETWEEN PORTRAIT AND LANDSCAPE MODE  
P/N: RAP-TAB-KEY-300U



**RAM BLUETOOTH KEYBOARD**  
THIN, LIGHT-WEIGHT, FULL SIZE BLUETOOTH KEYBOARD FOR TABLETS  
P/N: RAM-KEY1-BT



## LIGHT-USE MOUNTS

**RAM POD I NO-DRILL™ VEHICLE MOUNT**  
18" RIGID ALUMINUM ROD ADAPTS TO ANY EXISTING SEAT BOLT IN A VEHICLE  
P/N: RAM-B-316-1-238U



**RAM TWIST-LOCK™ SUCTION CUP**  
DOUBLE BALL MOUNT WITH TWIST-LOCK™ SUCTION CUP FOR ANY NON-POROUS SURFACE  
P/N: RAM-B-166U

**RAM-A-CAN™ II CUP HOLDER MOUNT**  
DOUBLE BALL MOUNT WITH BASE TO WEDGE SECURELY INTO ANY VEHICLE CUP HOLDER  
P/N: RAP-299-3-B-102U



**DRILL-DOWN DOUBLE BALL MOUNT**  
RAM DOUBLE & SOCKET MOUNT CAN DRILL AGAINST ANY FLAT SURFACE  
P/N: RAM-B-138U



## RUGGED-USE MOUNTS

**TELE-POLE & SWING ARM MOUNT**  
ADJUST HEIGHT & ANGLE ARTICULATION WITH THIS RUGGED VEHICLE SOLUTION. CONNECTS TO ANY RAM NO-DRILL™ CUSTOM VEHICLE BASE  
P/N: RAM-VP-SW1-89



VISIT [WWW.RAMMOUNT.COM](http://WWW.RAMMOUNT.COM) TO SELECT COMPATIBLE VEHICLE-SPECIFIC BASE

**TRIPLE SUCTION MOUNT**  
RAM TWIST-LOCK™ SUCTION CUPS INTEGRATED INTO A TRIPLE SUCTION ADAPTER WITH RUGGED-USE DOUBLE BALL MOUNT  
P/N: RAP-365-101U



**DRILL-DOWN DOUBLE BALL MOUNT**  
RAM DOUBLE & SOCKET MOUNT CAPABLE OF SUPPORTING YOUR TABLET UNDER THE MOST EXTREME ENVIRONMENTS  
P/N: RAM-101U



WITH HUNDREDS OF INTERCHANGEABLE BALL & SOCKET COMPONENTS TO CHOOSE FROM, VISIT [WWW.RAMMOUNT.COM](http://WWW.RAMMOUNT.COM) TO BUILD A CUSTOM MOUNTING SOLUTION FOR YOUR SPECIFIC NEEDS!