



CS 3051ci

CS 3551ci

CS 4551ci

CS 5551ci

PARTS LIST

Published in 2011
2N4PL94I
Rev.1

— CONTENTS —

FIG. 1 Covers 1	2	FIG. 17 Transfer Section	42
FIG. 2 Covers 2	4	FIG. 18 Fuser Section	44
FIG. 3 Covers 3	6	FIG. 19 Drive Section 1 (55ppm/45ppm)	46
FIG. 4 Frames 1	8	FIG. 19 Drive Section 1 (35ppm/30ppm)	48
FIG. 5 Frames 2	10	FIG. 20 Drive Section 2 (55ppm/45ppm)	50
FIG. 6 Paper Cassettes	12	FIG. 20 Drive Section 2 (35ppm/30ppm)	52
FIG. 7 Paper Feed Section 1 (55ppm/45ppm)	14	FIG. 21 Cooling Section	54
FIG. 7 Paper Feed Section 1 (35ppm/30ppm)	16	FIG. 22 Exit Section	56
FIG. 8 Paper Feed Section 2	18	FIG. 23 Electrical Components 1	58
FIG. 9 Paper Conveying Section 1-1	20	FIG. 24 Electrical Components 2	60
FIG. 9 Paper Conveying Section 1-2	22	FIG. 25 Electrical Components 3	62
FIG. 9 Paper Conveying Section 1-3	24	FIG. 26 Operation Section	64
FIG. 10 Paper Conveying Section 2	26	FIG. 27 Options 1	66
FIG. 11 Paper Conveying Section 3	28	FIG. 28 Options 2	68
FIG. 12 Scanner Section	30	FIG. 29 Options 3	70
FIG. 13 Laser Scanner Section	32	FIG. 30 Maintenance Kits	72
FIG. 14 Image Formation & Developer Section	34		
FIG. 15 Inner Section 1-1	36		
FIG. 15 Inner Section 1-2	38		
FIG. 16 Inner Section 2	40		
		• INDEX	73

<Notation of products>

For the purpose of this parts list, products are identified as following.

TASKalfa 3051ci : 30ppm

TASKalfa 3551ci : 35ppm

TASKalfa 4551ci : 45ppm

TASKalfa 5551ci : 55ppm

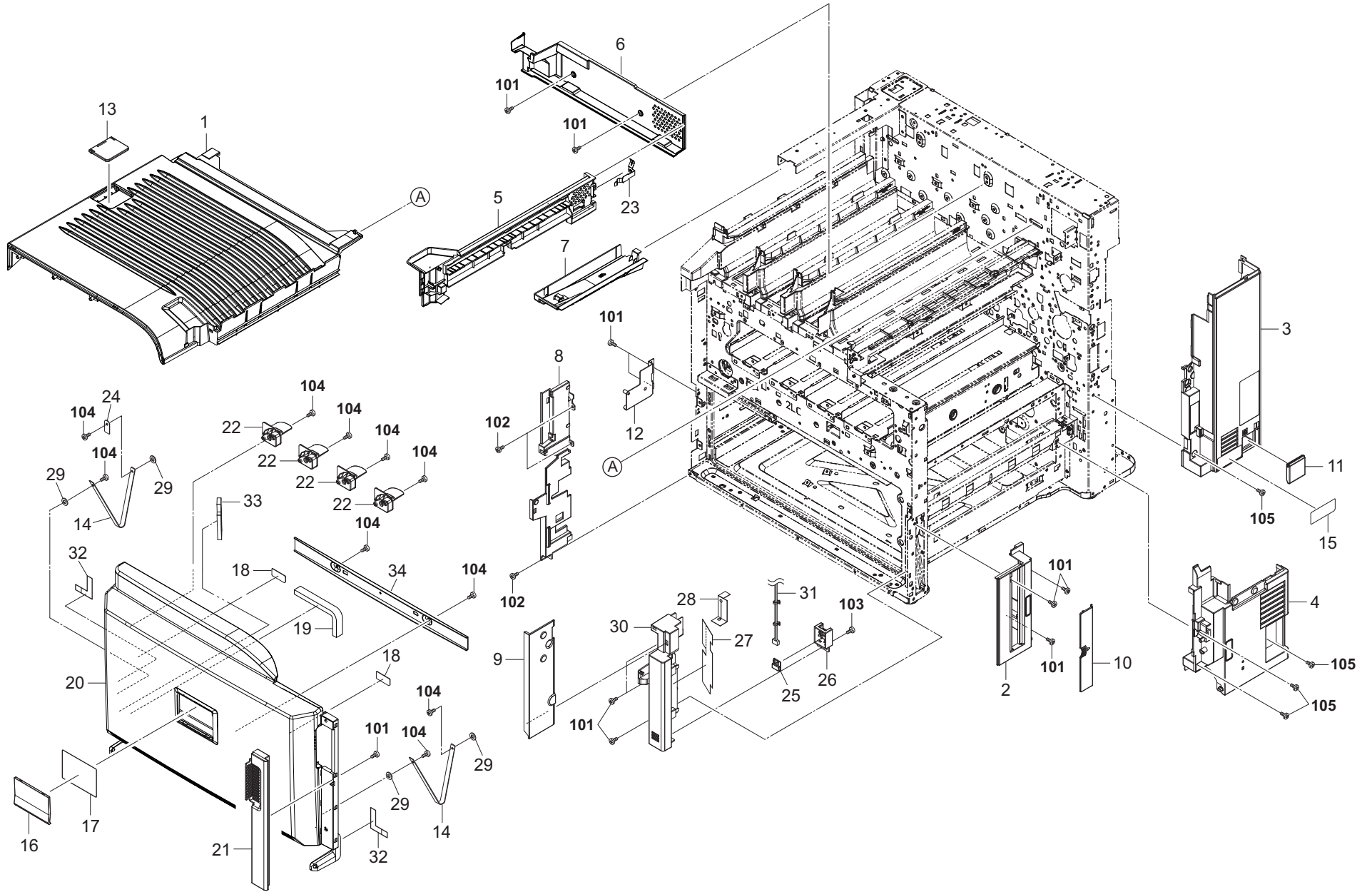


FIG. 1 Covers 1

2L6/2N6/2N5/2N4-2

Ref. No.	Part.No.	Alternative.	Description	Notes	Quantity		
					120	230	240
⊙ 1	302N404020	2N404020	COVER TOP TRAY		1	1	1
⊙ 2	302LC04052	2LC04052	COVER RIGHT LOWER F		1	1	1
⊙ 3	302LC04064	2LC04064	COVER RIGHT MIDDLE R		1	1	1
⊙ 4	302LC04072	2LC04072	COVER RIGHT LOWER R		1	1	1
⊙ 5	302N404070	2N404070	COVER EXIT		1	1	1
⊙ 6	302N404080	2N404080	COVER TRAY REAR		1	1	1
⊙ 7	302N404090	2N404090	COVER ISU BOTTOM		1	1	1
⊙ 8	302LC04251	2LC04251	COVER INNER LEFT		1	1	1
⊙ 9	302LC04260	2LC04260	COVER INNER FEED F		1	1	1
⊙ 10	302LC04280	2LC04280	COVER HANDLE		1	1	1
⊙ 11	302LC04290	2LC04290	COVER MAIN SWITCH		1	1	1
12	302LC04410	2LC04410	MOUNT FRONT COVER LEFT		1	1	1
13	302LC04720	2LC04720	STOPPER ORIGINAL		1	1	1
14	302LC04651	2LC04651	STRAP FRONT COVER		2	2	2
15	302LC34620	2LC34620	LABEL SW CAUTION EN		1	1	1
16	302LC04272	2LC04272	EMBLEM		1	1	1
⊙ 17	302N404270	2N404270	SHEET EMBLEM 5551	55ppm	1	1	1
⊙ 17	302N504010	2N504010	SHEET EMBLEM 4551	45ppm	1	1	1
⊙ 17	302N604010	2N604010	SHEET EMBLEM 3551	35ppm	1	1	1
⊙ 17	302L604010	2L604010	SHEET EMBLEM 3051	30ppm	1	1	1
18	2FB04270	2FB04270	PLATE MAGNET		2	2	2
19	302N402361	2N402361	SPONGE FRONT COVER		1	1	1
⊙ 20	302N404011	2N404011	COVER FRONT		1	1	1
⊙ 21	302LC94520	2LC94520	PARTS COVER FRONT SP		1	1	1
22	302LC04460	2LC04460	STOPPER CONTAINER		4	4	4
23	302N402020	2N402020	PLATE EARTH FRAME REAR		1	1	1
24	302LC04740	2LC04740	SHEET COVER FRONT B		1	1	1
⊙ 25	302H094300	2H094300	PARTS,HUMIDITY SENSOR,SP		1	1	1
⊙ 26	302LC02710	2LC02710	COVER HUMIDITY SENSOR		1	1	1
27	302LC02720	2LC02720	SHEET HUMIDITY SENSOR A		1	1	1
28	302LC02730	2LC02730	SHEET HUMIDITY SENSOR B		1	1	1
29	302LW04260	2LW04260	SPACER USB		4	4	4
⊙ 30	302LC04241	2LC04241	COVER FRONT RIGHT LOWER		1	1	1
31	302LC46230	2LC46230	WIRE FRONT LOW		1	1	1
32	302LC04731	2LC04731	SHEET COVER FRONT		2	2	2
33	302LC04751	2LC04751	SPONGE COVER FRONT B		1	1	1
34	302LC04490	2LC04490	PLATE FRONT COVER		1	1	1

Ref. No.	Part.No.	Alternative.	Description	Notes	Quantity		
					120	230	240
101	7BB700408H	BB105640	+BIND T.T S SCREW 4X8 SR				
102	7BB700410H	BB107090	+BIND T.T S SCREW 4X10 SR				
103	7BB200308H	BB105660	+BIND T.T P SCREW 3X8				
104	7BB202308H	BB105690	+TP-FLAT T.T P SCREW 3X8				
105	7BB180408H	BB111210	+BIND T.T S SCREW 4X8(BLACK)				

- Parts with "⊙" indicate regular maintenance parts.
- Parts with Ref.No. indicate maintenance parts and the ones without it indicate out of the above.

- Parts with "*" are component parts or sub-assemblies of the assembly appearing immediately above them.
- Parts with "*•" are component parts or sub-assembly with "*" appearing immediately above them.

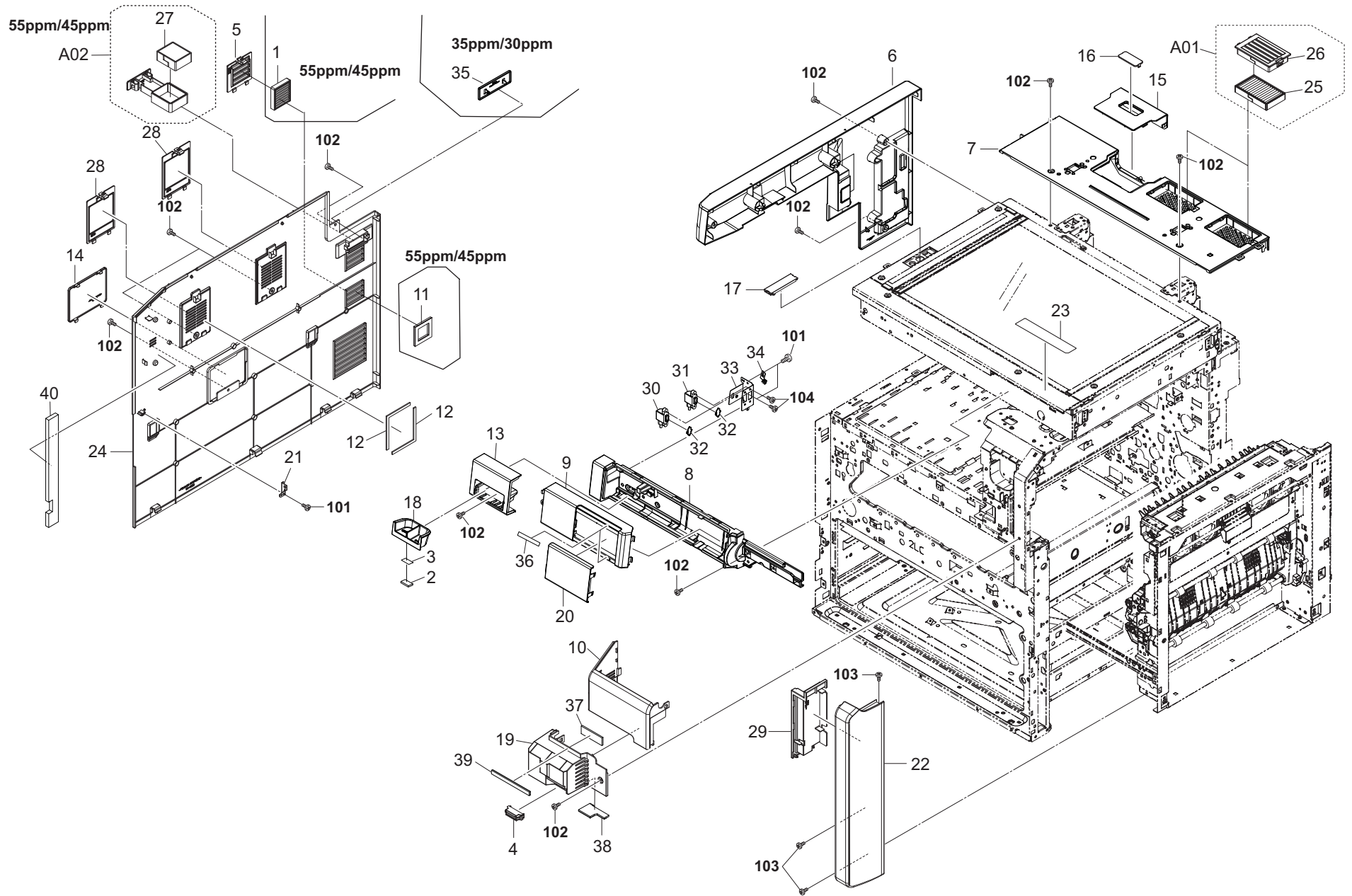


FIG. 2 Covers 2

2L6/2N6/2N5/2N4-2

Ref. No.	Part.No.	Alternative.	Description	Notes	Quantity		
					120	230	240
⊙ 1	302LC33370	2LC33370	FILTER LEFT SIDE	55ppm/45ppm	1	1	1
2	302GR04370	2GR04370	MAGNET CLIP DISH		1	1	1
3	302GR04380	2GR04380	SEAL MAGNET		1	1	1
4	302H004660	2H004660	MAGNET CATCH		1	1	1
⊙ 5	302LC04110	2LC04110	LID LEFT COVER REAR		1	1	1
⊙ 6	302N404050	2N404050	COVER LEFT UPPER		1	1	1
⊙ 7	302LC04151	2LC04151	COVER ISU REAR		1	1	1
⊙ 8	302N404030	2N404030	COVER FRONT UPPER		1	1	1
⊙ 9	302N404260	2N404260	COVER FRONT UPPER B		1	1	1
⊙ 10	302LC04183	2LC04183	COVER FRONT UPPER RIGHT		1	1	1
11	302LC33490	2LC33490	SPONGE DLP COOLING B	55ppm/45ppm	1	1	1
12	302LF04050	2LF04050	SEAL LSU DUCT		2	2	2
⊙ 13	302N404241	2N404241	LID USB FRONT		1	1	1
⊙ 14	302LC04311	2LC04311	LID LEFT COVER		1	1	1
⊙ 15	302N404371	2N404371	COVER DP CONNECTOR		1	1	1
16	302LC04330	2LC04330	LID DP CONNECTOR		1	1	1
⊙ 17	302LC04340	2LC04340	COVER ISU LEFT SUB		1	1	1
18	302N404130	2N404130	CASE CLIP		1	1	1
⊙ 19	302LC04431	2LC04431	COVER INNER FAN		1	1	1
20	302N404040	2N404040	LID CARD		1	1	1
21	302LC04480	2LC04480	MOUNT COVER LEFT		1	1	1
⊙ 22	302LC29081	2LC29081	COVER RIGHT FRONT		1	1	1
23	302LC34031	2LC34031	LABEL OPERATION CAUTION B		1	1	1
⊙ 24	302LC04102	2LC04102	COVER LEFT		1	1	1
⊙ A01	302K994101	2K994101	PARTS FILTER EXIT UNIT SP		2	2	2
⊙ 25	*302N433010	2N433010	FILTER TOP		2	2	2
26	*302K933181	2K933181	COVER FILTER EXIT		2	2	2
⊙ A02	302LC94140	2LC94140	PARTS FILTER TONER UNIT(V) SP	55ppm/45ppm	1	1	1
27	*302LC33370	2LC33370	FILTER LEFT SIDE	55ppm/45ppm	1	1	1
⊙ 28	302LC94130	2LC94130	PARTS FILTER BELT UNIT(V) SP		2	2	2
29	302LC29090	2LC29090	COVER INNER CONVEYING F		1	1	1
30	302N446220	2N446220	WIRE USB KEYBOARD		1	1	1
31	302N446230	2N446230	WIRE USB CARD READER		1	1	1
32	302K905900	2K905900	SPRING USB HOLD		2	2	2
33	302N404181	2N404181	MOUNT USB LEFT		1	1	1
34	302H028590	2H028590	PLATE GUIDE DU		1	1	1
⊙ 35	302N404380	2N404380	LID COVER LEFT	35ppm/30ppm	1	1	1
36	302J311070	2J311070	TAPE SEPARATOR		2	2	2
37	302N403040	2N403040	SEAL INNER COVER B		1	1	1
38	302N433B80	2N433B80	SEAL COVER UPPER RIGHT B		1	1	1
39	302N433A60	2N433A60	SEAL COVER FRONT RIGHT E		1	1	1
40	302N433B10	2N433B10	SPONGE COVER LEFT F A		1	1	1

Ref. No.	Part.No.	Alternative.	Description	Notes	Quantity		
					120	230	240
101	7BB200308H	BB105660	+BIND T.T P SCREW 3X8				
102	7BB180408H	BB111210	+BIND T.T S SCREW 4X8(BLACK)				
103	7BB780410H	BB111220	+BIND T.T S SCREW 4X10 SR(BLACK)				
104	7BB600306H	BB105730	+BIND M SCREW 3X6 R				

- Parts with "⊙" indicate regular maintenance parts.
- Parts with Ref.No. indicate maintenance parts and the ones without it indicate out of the above.

- Parts with "*" are component parts or sub-assemblies of the assembly appearing immediately above them.
- Parts with "••" are component parts or sub-assembly with "•" appearing immediately above them.

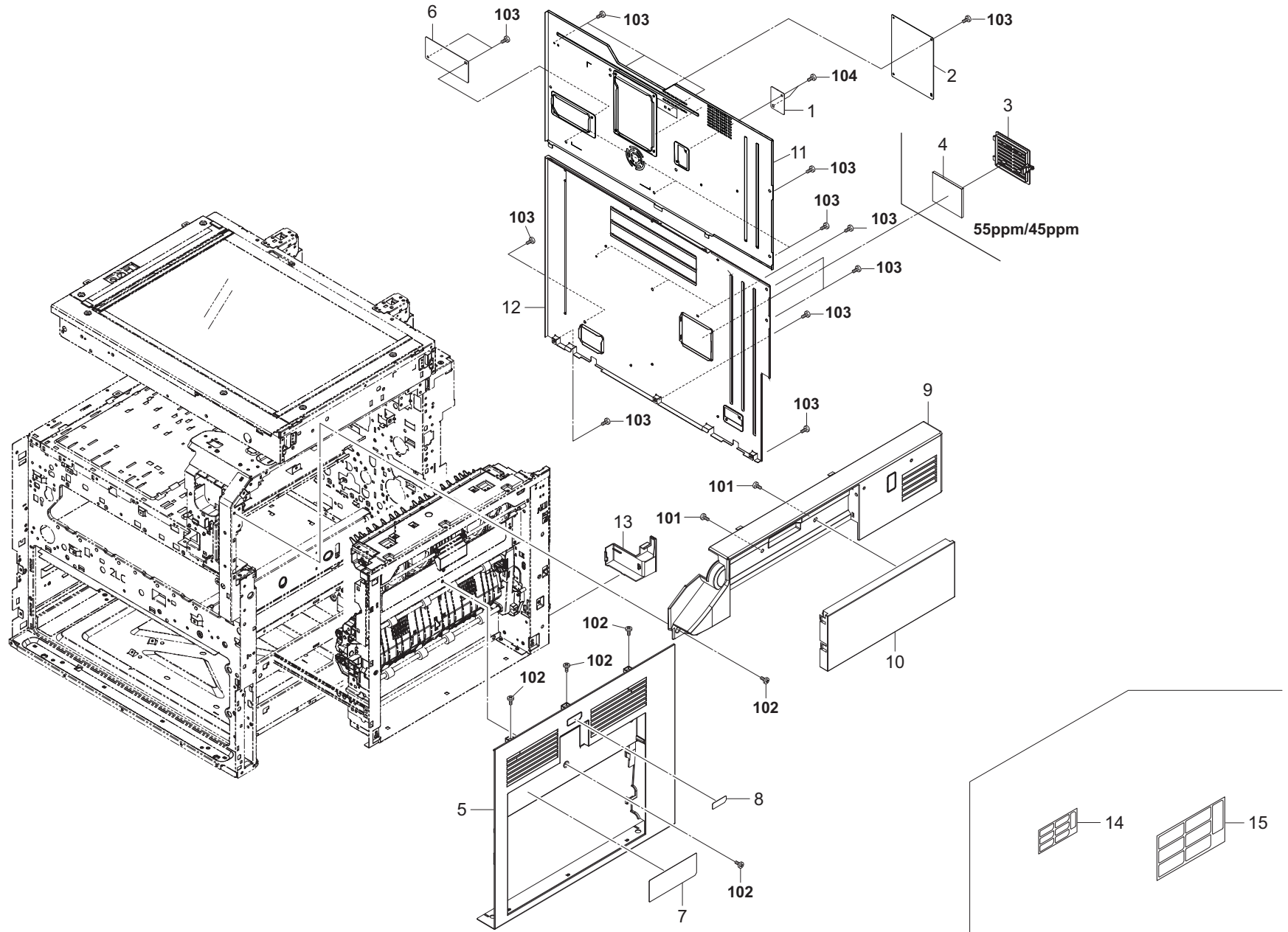


FIG. 3 Covers 3

2L6/2N6/2N5/2N4-2

Ref. No.	Part.No.	Alternative.	Description	Notes	Quantity		
					120	230	240
1	2C912430	2C912430	LID KMAS		1	1	1
2	302N404480	2N404480	LID DP BOARD		1	1	1
⊙ 3	302LC04511	2LC04511	LID REAR COVER	55ppm/45ppm	1	1	1
4	302LC33500	2LC33500	FILTER DLP COOLING	55ppm/45ppm	1	1	1
⊙ 5	302K929201	2K929201	COVER RIGHT		1	1	1
6	302LC04471	2LC04471	LID FAX BOARD		1	1	1
7	302LC34070	2LC34070	LABEL MPF CAUTION B		1	1	1
8	302LC34110	2LC34110	LABEL MPF PUSH		1	1	1
9	302LC04042	2LC04042	COVER RIGHT UPPER		1	1	1
⊙ 10	302LC04081	2LC04081	COVER RIGHT MIDDLE		1	1	1
⊙ 11	302N404391	2N404391	COVER REAR UPPER		1	1	1
⊙ 12	302N404400	2N404400	COVER REAR LOWER	55ppm/45ppm	1	1	1
⊙ 12	302N904040	2N904040	COVER REAR LOWER	35ppm/30ppm	1	1	1
13	302K929590	2K929590	COVER INNER CONVEYING B		1	1	1
14	302LC34180	2LC34180	LABEL MPF SET A		1	1	
15	302LC34630	2LC34630	LABEL SW CAUTION SET A		1	1	

Ref. No.	Part.No.	Alternative.	Description	Notes	Quantity		
					120	230	240
101	7BB200308H	BB105660	+BIND T.T P SCREW 3X8				
102	7BB180408H	BB111210	+BIND T.T S SCREW 4X8(BLACK)				
103	7BB782308H	BB111300	+TP-FLAT T.T S SCREW 3X8 SR(BLACK)				
104	7BB700308H	BB105600	+BIND T.T S SCREW 3X8 SR				

- Parts with "⊙" indicate regular maintenance parts.
- Parts with Ref.No. indicate maintenance parts and the ones without it indicate out of the above.

- Parts with "•" are component parts or sub-assemblies of the assembly appearing immediately above them.
- Parts with "••" are component parts or sub-assembly with "•" appearing immediately above them.

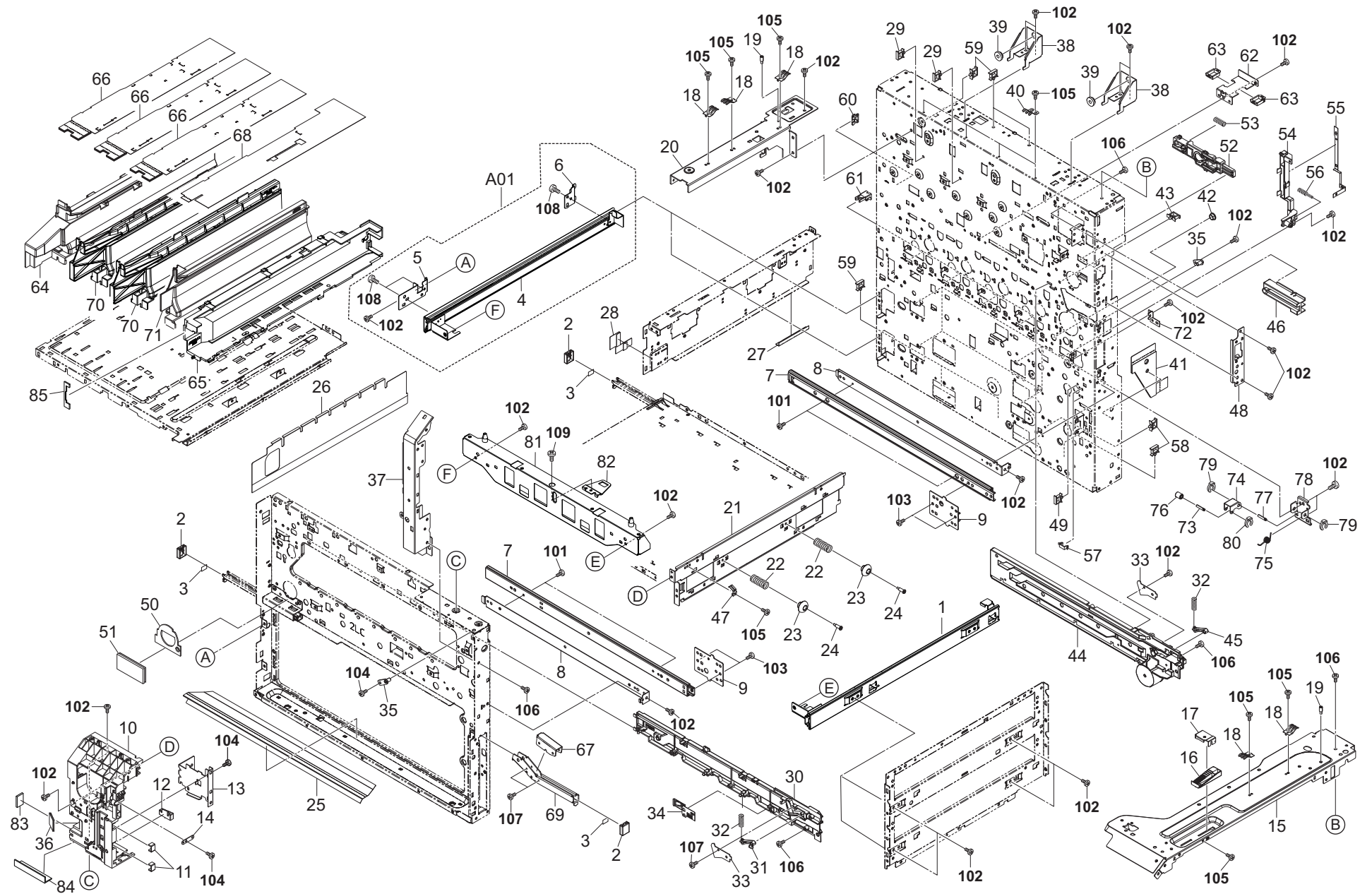


FIG. 4 Frames 1

2L6/2N6/2N5/2N4-3

Ref. No.	Part.No.	Alternative.	Description	Notes	Quantity		
					120	230	240
1	302N209501	2N209501	SLIDER CASSETTE RIGHT		2	2	2
2	302FZ02580	2FZ02580	CAP HANDLE		3	3	3
3	302FZ03110	2FZ03110	SEAL HANDLE		3	3	3
⊙ A01	302N294020	2N294020	PARTS SLIDER CASSETTE LEFT ASSY SP		2	2	2
4	*302N209511	2N209511	SLIDER CASSETTE LEFT		2	2	2
5	*302N209530	2N209530	MOUNT SLIDER LF		2	2	2
6	*302N209540	2N209540	MOUNT SLIDER LR		2	2	2
7	302K924300	2K924300	SLIDER CONVEYING		2	2	2
8	302K924311	2K924311	MOUNT SLIDER CONVEYING		2	2	2
9	302LC29130	2LC29130	MOUNT CONVEYING	55ppm/45ppm	2	2	2
9	302LK29050	2LK29050	MOUNT CONVEYING	35ppm/30ppm	2	2	2
10	302LC02153	2LC02153	FRAME FRONT FUSER A		1	1	1
11	302LC02270	2LC02270	NUT ADJUST		2	2	2
12	302LC02240	2LC02240	HOLDER FUSER ADJUST		1	1	1
13	302LC02250	2LC02250	MOUNT FUSER ADJUST		1	1	1
14	302FZ02720	2FZ02720	PLATE FUSER		1	1	1
15	302LC02221	2LC02221	STAY UPPER TOP RIGHT		1	1	1
16	302K902950	2K902950	ADJUSTER SCANNER		1	1	1
17	302K902960	2K902960	MOUNT RUBBER SCANNER		1	1	1
18	302H017310	2H017310	GROUND SCANNER REAR		5	5	5
19	302FB16320	2FB16320	PIN ROLLER RELEASE LEVER		2	2	2
20	302N402010	2N402010	STAY ISU TOP LEFT		1	1	1
21	302LC02170	2LC02170	FRAME FUSER UNIT		1	1	1
22	302K926220	2K926220	SPRING IH		2	2	2
23	302LK26050	2LK26050	CAP SPRING		2	2	2
24	303LL24250	3LL24250	PIN READING GUIDE		2	2	2
25	302K902571	2K902571	FILM BASE CASSETTE		1	1	1
26	302N433F20	2N433F20	FILM DLP RAIL LEFT		1	1	1
27	302K902810	2K902810	SHEET LSU LEFT		1	1	1
28	302LC02790	2LC02790	SHEET LEFT WIRE		1	1	1
29	7YZM610025++H01	YZ137550	ACCESS.SADDLE		2	2	2
30	302K902770	2K902770	RAIL MIDDLE TRANSFER FRONT		1	1	1
31	302K902790	2K902790	STOPPER RAIL FRONT		1	1	1
32	302FZ02300	2FZ02300	SPRING STOPPER		2	2	2
33	302K902830	2K902830	PLATE RAIL		2	2	2
34	302K902930	2K902930	PLATE EARTH IMAGE F		1	1	1
35	302K924450	2K924450	PIN HOOK		2	2	2
36	302LC33400	2LC33400	SHEET SEPARATE FUSER COOLING		1	1	1
37	302LC02160	2LC02160	FRAME FRONT FUSER B		1	1	1
38	302K902250	2K902250	PLATE MOUNT DP		2	2	2
39	2AV12280	2AV12280	BASE RUBBER,SCANNER SECTION		2	2	2
40	302H017380	2H017380	GROUND BASE SCANNER		4	4	4
41	302K902990	2K902990	SHEET COVER PWB FEED		1	1	1
42	7YZM110001++H01	YZ009420	ACCESS.BUSHING		1	1	1
43	7YZM610001++H01	YZ010230	ACCESS SADDLE		1	1	1
44	302K902761	2K902761	RAIL MIDDLE TRANSFER REAR		1	1	1
45	302K902780	2K902780	STOPPER RAIL REAR		1	1	1
46	302K902850	2K902850	RAIL EXIT REAR		1	1	1
47	302LC28200	2LC28200	PLATE EARTH		1	1	1

Ref. No.	Part.No.	Alternative.	Description	Notes	Quantity		
					120	230	240
48	302LC02260	2LC02260	PLATE BRACKET FUSER		1	1	1
49	7YZM610007++H01	YZ023340	ACCESS.SADDLE		1	1	1
50	302LC33220	2LC33220	SEAL INNER COOLING A		1	1	1
51	302LC33230	2LC33230	SEAL INNER COOLING B		1	1	1
52	302K931690	2K931690	LEVER RELEASE FUSER DRIVE		1	1	1
53	302K931980	2K931980	SPRING LEVER RELEASE		1	1	1
54	302K939340	2K939340	GUIDE HV SEPARATION		1	1	1
55	302K939350	2K939350	PLATE HV SEPARATION		1	1	1
56	302K939360	2K939360	SPRING HV		1	1	1
57	302K931080	2K931080	WIRE STOPPER		2	2	2
58	7YZM610008++H01	YZ037940	ACCESS.SADDLE		2	2	2
59	7YZM610003++H01	YZ010250	ACCESS SADDLE		5	5	5
60	7YZM210006++H01	YZ038000	ACCESS.EDGING		1	1	1
61	302FZ02591	2FZ02591	HOOK DLP		4	4	4
62	302K939080	2K939080	PLATE SHIELD BOX		1	1	1
63	7YZM210003++H01	YZ037970	ACCESS.EDGING		2	2	2
64	302LC03370	2LC03370	RAIL CONTAINER L		1	1	1
65	302LC03340	2LC03340	RAIL CONTAINER R		1	1	1
66	302LC02752	2LC02752	FILM FRAME UPPER CL		3	3	3
67	302LC02810	2LC02810	PROTECTOR PLATE HANDLE		1	1	1
68	302LC02741	2LC02741	FILM FRAME UPPER BK		1	1	1
69	302LC02561	2LC02561	HANDLE RIGHT		1	1	1
70	302N403010	2N403010	RAIL CONTAINER C		2	2	2
71	302LC03360	2LC03360	RAIL CONTAINER R C		1	1	1
72	302LC24060	2LC24060	PLATE KEY MIDDLE B	55ppm/45ppm	1	1	1
72	302LK24030	2LK24030	PLATE KEY MIDDLE C	35ppm/30ppm	1	1	1
73	302K909630	2K909630	SHAFT HOOK PULLEY		4	4	4
74	302K909640	2K909640	LEVER CASSETTE HOOK		4	4	4
75	302LH02050	2LH02050	SPRING CASSETTE HOOK		4	4	4
76	303LW24060	3LW24060	PULLEY EJECT		4	4	4
77	303NF02280	3NF02280	SHAFT HOOK FULCRUM		4	4	4
78	303NF02301	3NF02301	HOLDER DECK HOOK		4	4	4
79	5MVX111DN003	2A806250	RING STOPPER /A-49 FEED A4		8	8	8
80	5MVX111DN007	2BT11070	STOPPER 3 /2BT1107 A4		4	4	4
81	302N209521	2N209521	STAY CASSETTE FRONT		2	2	2
82	302N209550	2N209550	PLATE CASSETTE HOLD		2	2	2
83	302N433E10	2N433E10	SPONGE DUCT FUSER F D		1	1	1
84	302N433B60	2N433B60	SPONGE DUCT FUSER F B		1	1	1
85	302N433B50	2N433B50	SPONGE DUCT FUSER F A		1	1	1
101	7BB100306H1	BB105820	+BIND T.T S SCREW 3X6				
102	7BB700408H	BB105640	+BIND T.T S SCREW 4X8 SR				
103	7BB607406H	BB107150	+TP-CUP M SCREW 4X6 R				
104	7BB200408H	BB106960	+BIND T.T P SCREW 4X8				
105	7BB700308H	BB105600	+BIND T.T S SCREW 3X8 SR				
106	7BB200410H	BB105700	+BIND T.T P SCREW 4X10				
107	7BB200308H	BB105660	+BIND T.T P SCREW 3X8				
108	7BB000305H	BB063450	+BIND M SCREW 3X5				
109	7BB180408H	BB111210	+BIND T.T S SCREW 4X8(BLACK)				

- Parts with "⊙" indicate regular maintenance parts.
- Parts with Ref.No. indicate maintenance parts and the ones without it indicate out of the above.

- Parts with "*" are component parts or sub-assemblies of the assembly appearing immediately above them.
- Parts with "••" are component parts or sub-assembly with "•" appearing immediately above them.

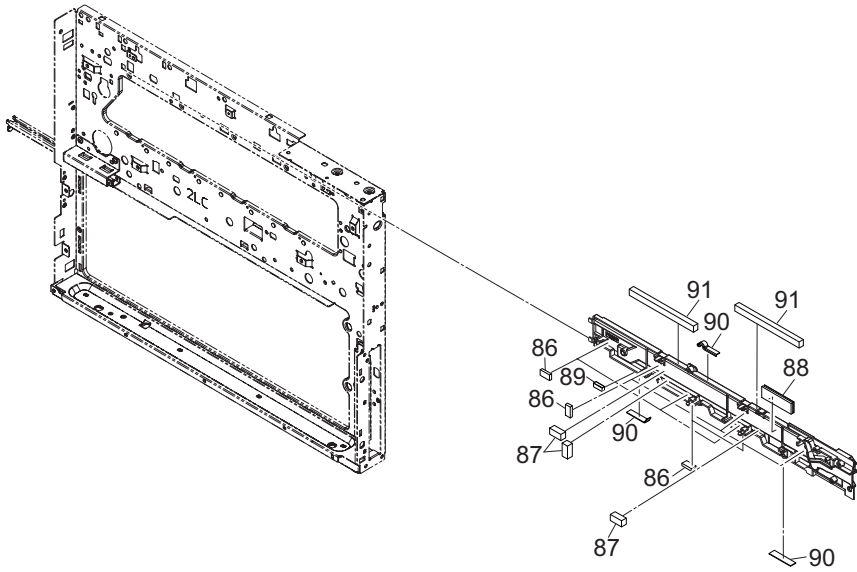


FIG. 5 Frames 2

2L6/2N6/2N5/2N4-2

Ref. No.	Part.No.	Alternative.	Description	Notes	Quantity		
					120	230	240
86	302N433E70	2N433E70	SEAL MIDDLE TRANSFER D		8	8	8
87	302N433E90	2N433E90	SEAL MIDDLE TRANSFER F		3	3	3
88	302N403040	2N403040	SEAL INNER COVER B		1	1	1
89	302N433A70	2N433A70	SEAL MIDDLE TRANSFER F		1	1	1
90	302N433D80	2N433D80	SPONGE FRAME LOWER LEFT A		3	3	3
91	302N433E60	2N433E60	SEAL MIDDLE TRANSFER C		2	2	2

Ref. No.	Part.No.	Alternative.	Description	Notes	Quantity		
					120	230	240

- Parts with "⊙" indicate regular maintenance parts.
- Parts with Ref.No. indicate maintenance parts and the ones without it indicate out of the above.

- Parts with "*" are component parts or sub-assemblies of the assembly appearing immediately above them.
- Parts with "•" are component parts or sub-assembly with "*" appearing immediately above them.

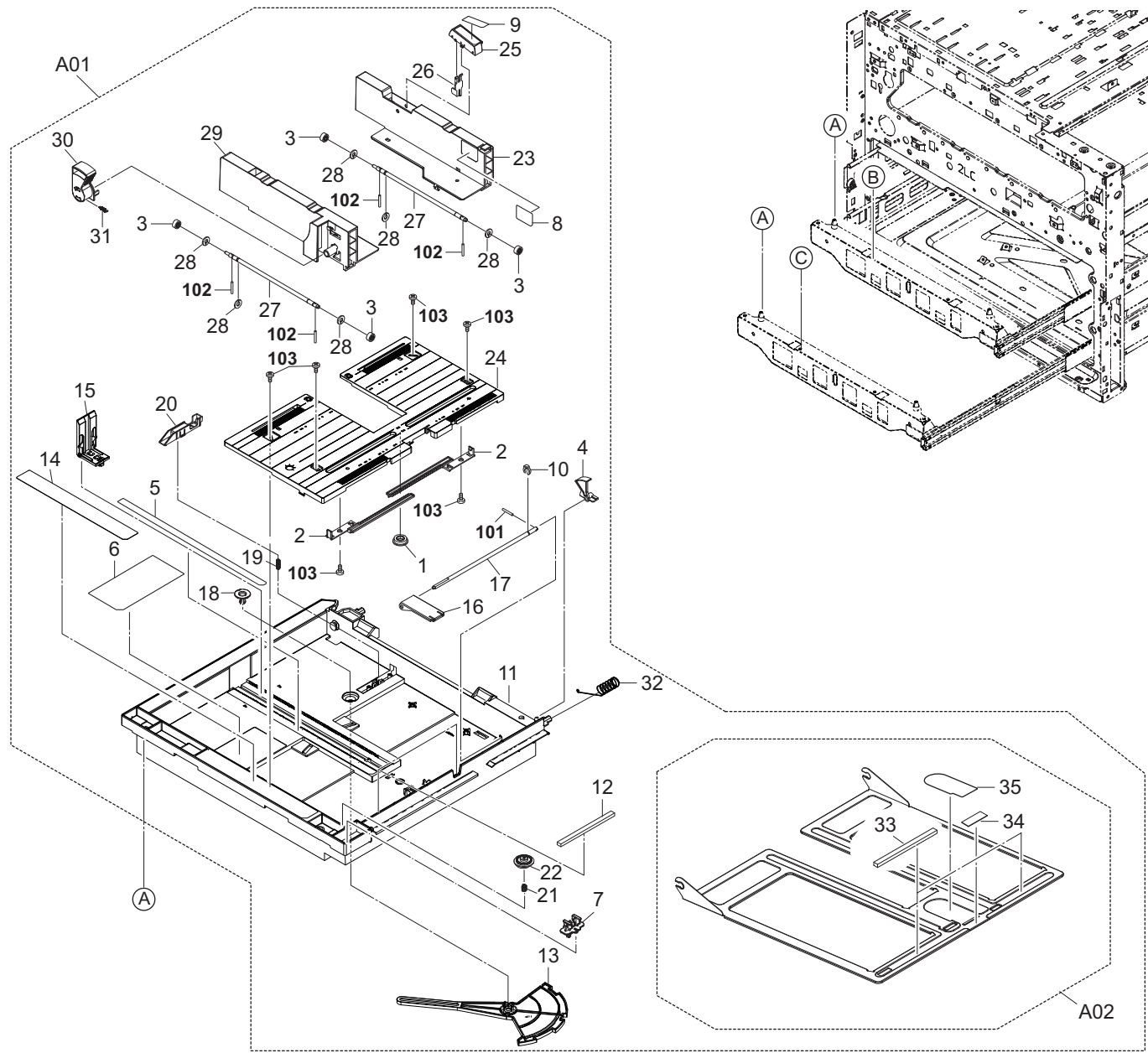
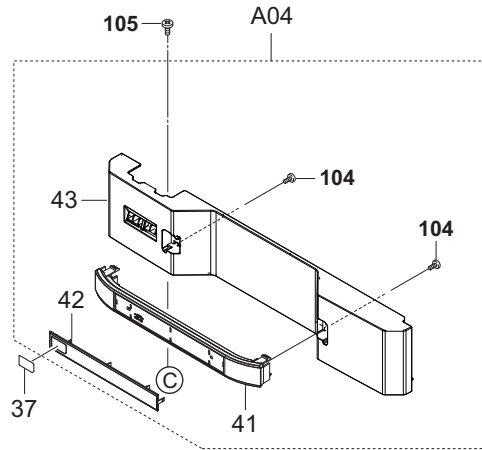
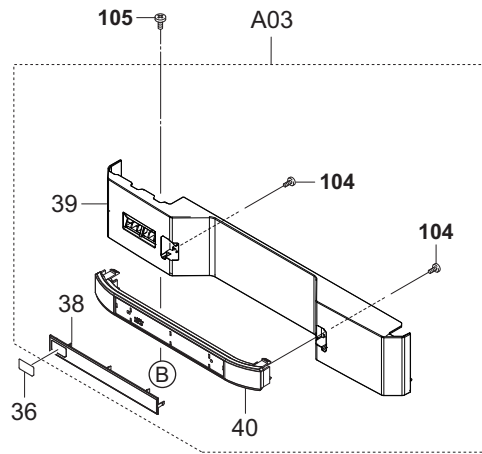
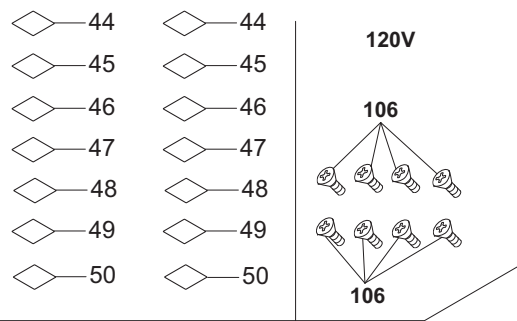


FIG. 6 Paper Cassettes

2L6/2N6/2N5/2N4-3

Ref. No.	Part.No.	Alternative.	Description	Notes	Quantity		
					120	230	240
⊙ A01	302N293010	2N293010	CT-8706		2	2	2
⊙ 1	*302BM07410	2BM07410	GEAR GUIDE SIDE		2	2	2
⊙ 2	*302K909060	2K909060	RACK CURSOR		4	4	4
⊙ 3	*302K994550	2K994550	PARTS GEAR CURSOR SP		8	8	8
⊙ 4	*302K909270	2K909270	ACTUATOR PAPER LEVEL DETECTION		2	2	2
⊙ 5	*302K934011	2K934011	LABEL PAPER SIZE A		2	2	2
⊙ 6	*302K934021	2K934021	LABEL PAPER SIZE B		2	2	2
⊙ 7	*302GR09991	2GR09991	LIFT LOCK		2	2	2
⊙ 8	*302K934090	2K934090	LABEL CASSETTE PAPER MAX		2	2	2
⊙ 9	*302K934100	2K934100	LABEL CASSETTE CURSOR LOCK		2	2	2
⊙ 10	*5MVX111DN003	2A806250	RING STOPPER /A-49 FEED A4		2	2	2
⊙ 11	*302N209011	2N209011	CASSETTE BASE		2	2	2
⊙ 12	*302N209050	2N209050	CUSHION BOTTOM PLATE		4	4	4
⊙ 13	*302N209030	2N209030	ARM SIZE DETECTION		2	2	2
⊙ 14	*302K934030	2K934030	LABEL CASSETTE OPERATION		2	2	2
⊙ 15	*302N209020	2N209020	CURSOR END		2	2	2
⊙ 16	*302K909090	2K909090	PLATE WORK		2	2	2
⊙ 17	*302K909190	2K909190	SHAFT WORK PLATE		2	2	2
⊙ 18	*302K909140	2K909140	CAP TURN PLATE		2	2	2
⊙ 19	*302H728100	2H728100	SPRING EXIT PULLEY		2	2	2
⊙ 20	*302K909251	2K909251	LEVER SIDE SW		2	2	2
⊙ 21	*302FZ29131	2FZ29131	SPRING DU		2	2	2
⊙ 22	*302K909100	2K909100	CAM CURSOR RAIL		2	2	2
⊙ 23	*302K909041	2K909041	CURSOR REAR		2	2	2
⊙ 24	*302K909021	2K909021	RAIL CURSOR		2	2	2
⊙ 25	*302K909121	2K909121	LEVER CURSOR LOCK REAR		2	2	2
⊙ 26	*302K909151	2K909151	LOCK REAR CURSOR		2	2	2
⊙ 27	*302K909131	2K909131	SHAFT CURSOR GEAR		4	4	4
⊙ 28	*302K924820	2K924820	CUT-WASHER 4		12	12	12
⊙ 29	*302K909031	2K909031	CURSOR FRONT		2	2	2
⊙ 30	*302K909050	2K909050	LEVER CURSOR		2	2	2
⊙ 31	*303JC02050	3JC02050	SPRING LOOP SOLENOID		2	2	2
⊙ 32	*302N209040	2N209040	SPRING CASSETTE EARTH		2	2	2
⊙ A02	*302K994C20	2K994C20	PARTS PLATE PAPER BOTTOM UNIT SP		2	2	2
⊙ 33	**302N209050	2N209050	CUSHION BOTTOM PLATE		4	4	4
⊙ 34	**302K909260	2K909260	PAD BOTTOM		2	2	2
⊙ 35	**302K934040	2K934040	LABEL SET PAPER		2	2	2
⊙ 36	302K934050	2K934050	LABEL CASSETTE NUMBER 1		1	1	1
⊙ 37	302K934060	2K934060	LABEL CASSETTE NUMBER 2		1	1	1
⊙ A03	302N494040	2N494040	PARTS COVER CASSETTE A ASSY SP		1	1	1
⊙ 38	*302LC04390	2LC04390	EMBLEM CASSETTE		1	1	1
⊙ 39	*302N404201	2N404201	COVER CASSETTE A		1	1	1
⊙ 40	*302LC04380	2LC04380	HANDLE CASSETTE		1	1	1
⊙ A04	302N494050	2N494050	PARTS COVER CASSETTE B ASSY SP		1	1	1
⊙ 41	*302LC04380	2LC04380	HANDLE CASSETTE		1	1	1
⊙ 42	*302LC04390	2LC04390	EMBLEM CASSETTE		1	1	1
⊙ 43	*302N404211	2N404211	COVER CASSETTE B		1	1	1
⊙ 44	302K934700	2K934700	SHEET CASSETTE PAPER SIZE A		2	2	2
⊙ 45	302K934710	2K934710	SHEET CASSETTE PAPER SIZE B		2	2	2

Ref. No.	Part.No.	Alternative.	Description	Notes	Quantity		
					120	230	240
46	302K934730	2K934730	SHEET CASSETTE PAPER MEDIA KL-A		2	2	2
47	302K934740	2K934740	SHEET CASSETTE PAPER MEDIA KL-B		2	2	2
48	302K934750	2K934750	SHEET CASSETTE PAPER MEDIA KL-C		2	2	2
49	302K934760	2K934760	SHEET CASSETTE PAPER MEDIA KL-D		2	2	2
50	302K934770	2K934770	SHEET CASSETTE PAPER MEDIA KL-E		2	2	2
101	7BP512525B0CH01	BP124910	PARALLEL PIN 2.5X25				
102	7BP512008B0CH01	BP126150	PARALLEL PIN 2.0X8				
103	7BB282308H	BB111240	+TP-FLAT T.T P SCREW 3X8(BLACK)				
104	7BB200308H	BB105660	+BIND T.T P SCREW 3X8				
105	7BB180408H	BB111210	+BIND T.T S SCREW 4X8(BLACK)				
106	7BB203308H	BB106950	+FLAT HEAD T.T P SCREW 3X8				

- Parts with "⊙" indicate regular maintenance parts.
- Parts with Ref.No. indicate maintenance parts and the ones without it indicate out of the above.

- Parts with "*" are component parts or sub-assemblies of the assembly appearing immediately above them.
- Parts with "*•" are component parts or sub-assembly with "*" appearing immediately above them.

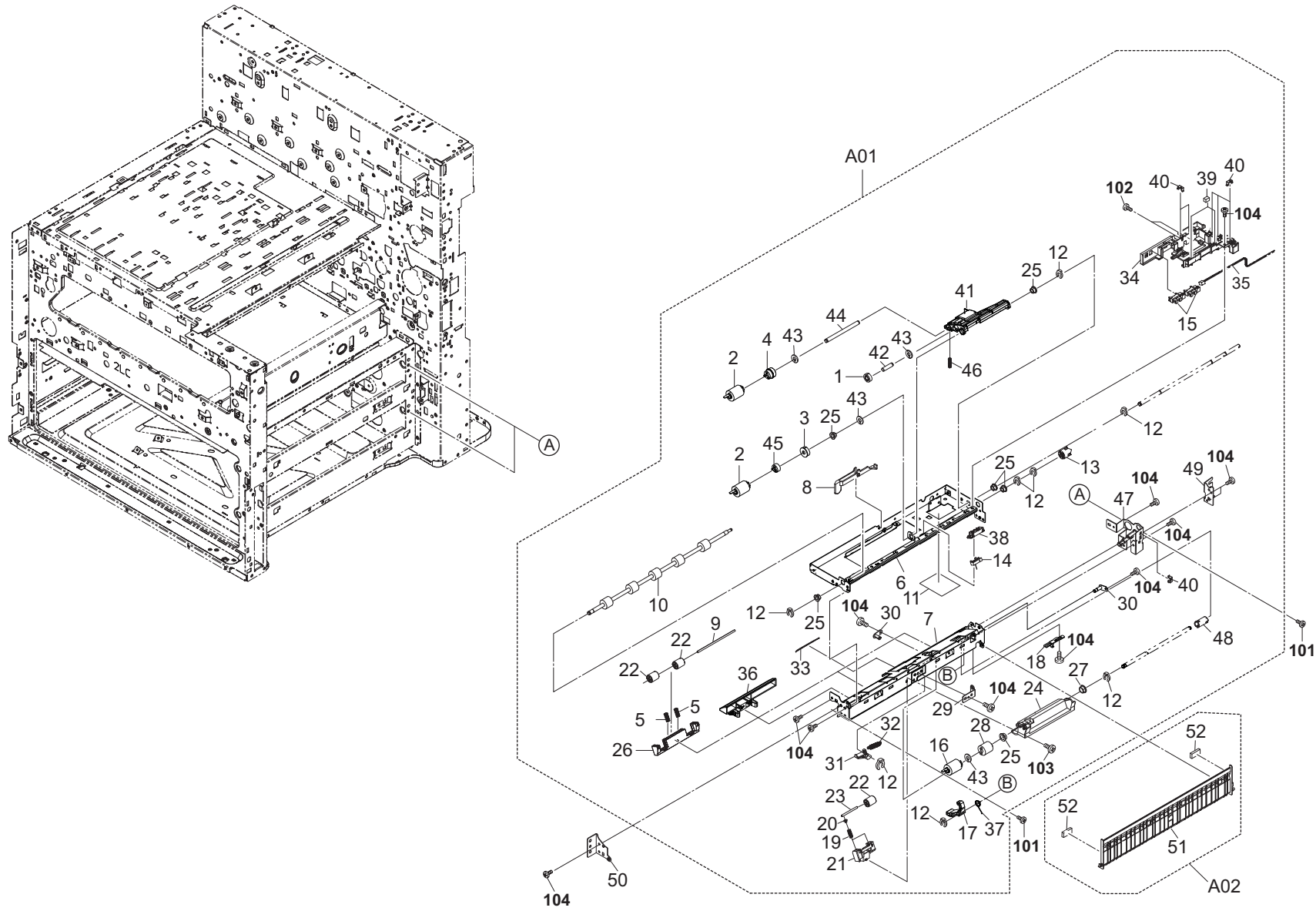


FIG. 7 Paper Feed Section 1 (55ppm/45ppm)

2L6/2N6/2N5/2N4-2

Ref. No.	Part.No.	Alternative.	Description	Notes	Quantity		
					120	230	240
⊙ A01	302N494020	2N494020	PARTS PRIMARY FEED UNIT HI SP		2	2	2
⊙ 1	*302N406170	2N406170	GEAR Z28 FEED		2	2	2
⊙ 2	*302N406030	2N406030	PULLEY FEED		4	4	4
⊙ 3	*302N406100	2N406100	GEAR Z32 FEED OW		2	2	2
⊙ 4	*302N406110	2N406110	GEAR Z32 PICKUP		2	2	2
5	*302LC28240	2LC28240	SPRING SWITCHBACK		8	8	8
6	*302N406010	2N406010	PLATE FRAME UPPER		2	2	2
7	*302N406020	2N406020	PLATE FRAME LOWER		2	2	2
8	*302K906321	2K906321	ACTUATOR PAPER EMPTY		2	2	2
9	*302K906510	2K906510	SHAFT FEED LOW		4	4	4
⊙ 10	*302K994420	2K994420	PARTS ROLLER ASSIST SP		2	2	2
11	*303NF06350	3NF06350	SHEET SOLENOID		2	2	2
12	*5MVX111DN003	2A806250	RING STOPPER /A-49 FEED A4		16	16	16
13	*302K931530	2K931530	COUPLING DRIVE		2	2	2
⊙ 14	*302K994580	2K994580	PARTS SENSOR OPT. SP		2	2	2
⊙ 15	*303M894260	3M894260	PARTS SENSOR OPT SP		4	4	4
⊙ 16	*302N406040	2N406040	PULLEY RETARD		2	2	2
17	*302N406160	2N406160	LEVER RETARD LOCK		2	2	2
18	*302K906420	2K906420	PLATE RETARD ADJUST		2	2	2
19	*302F708310	2F708310	SPRING LOCK MPF		4	4	4
20	*2FM04150	5MVM163DN005	CAP SPRING /B-11 ENCLOSURE A4		4	4	4
21	*302K906700	2K906700	HOLDER PULLEY		2	2	2
22	*302F929260	2F929260	PULLEY DU LOW		10	10	10
23	*302K906710	2K906710	SHAFT ASSIST PULLEY		2	2	2
24	*302K906151	2K906151	HOLDER RETARD		2	2	2
25	*302K324450	2K324450	BUSH 6		12	12	12
26	*302K906280	2K906280	HOLDER PRIM FEED PULLEY		4	4	4
27	*34806040	34806040	LOWER BUSHING,PAPER FEED		2	2	2
28	*302K906750	2K906750	TORQUE-LIMITER 390		2	2	2
29	*302K906300	2K906300	PLATE RETARD HOLDER		2	2	2
30	*302N406150	2N406150	FULCRUM-PIN RETARD		4	4	4
31	*302N406130	2N406130	LEVER RETARD RELEASE		2	2	2
32	*302N406200	2N406200	SPRING RETARD		2	2	2
33	*302K906721	2K906721	SHEET PRIMARY FEED HI		2	2	2
34	*302K906250	2K906250	GUIDE PRIM FEED WIRE		2	2	2
35	*302N446280	2N446280	WIRE PRIMARY FEED UNIT		2	2	2
36	*302N406060	2N406060	GUIDE FRONT LOWER		2	2	2
37	*302N406140	2N406140	SPRING RETARD LOCK		2	2	2
38	*302K906290	2K906290	HOLDER SENSOR FEED		2	2	2
39	*302H708150	2H708150	SPONGE WIRE MPT		4	4	4
40	*302K931080	2K931080	WIRE STOPPER		12	12	12
41	*302N406050	2N406050	HOLDER PICKUP		2	2	2
42	*302K906080	2K906080	PIN PICK UP IDLE		2	2	2
43	*302K924820	2K924820	CUT-WASHER 4		8	8	8
44	*302N406070	2N406070	SHAFT PICKUP PRIMARY		2	2	2
45	*302N406120	2N406120	ONEWAY-CLUTCH 6		2	2	2
46	*302K906260	2K906260	SPRING PICK UP		2	2	2
47	*302K906111	2K906111	PLATE PRIMARY FEED DRIVE		2	2	2
48	*302K906140	2K906140	COUPLING PRIMARY FEED DRIVE		2	2	2

Ref. No.	Part.No.	Alternative.	Description	Notes	Quantity		
					120	230	240
49	*302K906270	2K906270	MOUNT PRIMARY FEED R		2	2	2
50	302K906100	2K906100	MOUNT PRIMARY FEED		2	2	2
⊙ A02	302K994B90	2K994B90	PARTS GUIDE PRIMARY FEED SET SP		2	2	2
51	*302K906051	2K906051	GUIDE PRIMARY FEED		2	2	2
52	*29812291	29812291	CUSHION,CONTACT GLASS		4	4	4
101	7BB700410H	BB107090	+BIND T.T S SCREW 4X10 SR				
102	7BB600306H	BB105730	+BIND M SCREW 3X6 R				
103	7BB200308H	BB105660	+BIND T.T P SCREW 3X8				
104	7BB700308H	BB105600	+BIND T.T S SCREW 3X8 SR				

- Parts with "⊙" indicate regular maintenance parts.
- Parts with Ref.No. indicate maintenance parts and the ones without it indicate out of the above.

- Parts with "*" are component parts or sub-assemblies of the assembly appearing immediately above them.
- Parts with "*•" are component parts or sub-assembly with "*" appearing immediately above them.

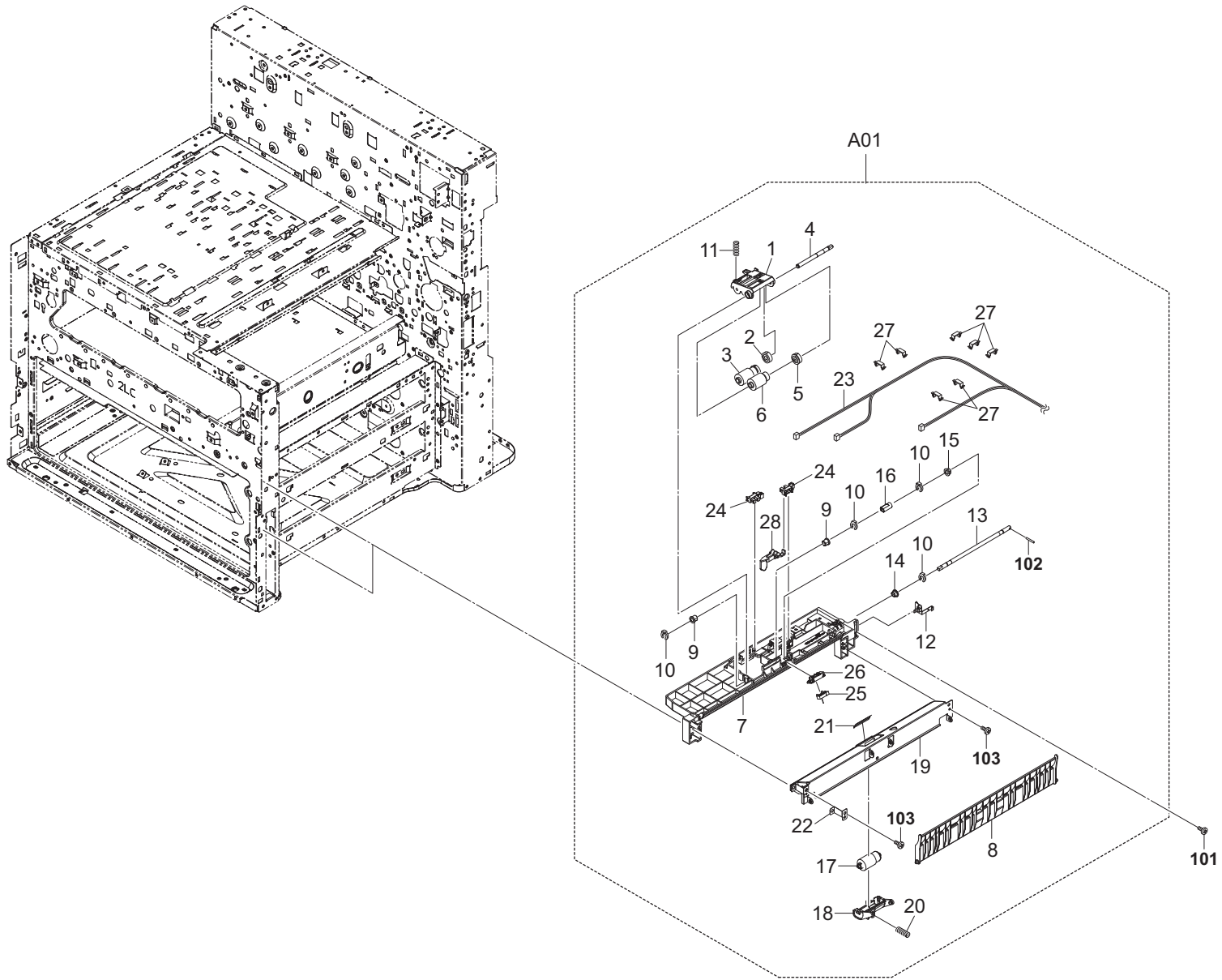


FIG. 7 Paper Feed Section 1 (35ppm/30ppm)

2L6/2N6/2N5/2N4-2

Ref. No.	Part.No.	Alternative.	Description	Notes	Quantity		
					120	230	240
⊙ A01	302LC94040	2LC94040	PARTS PRIMARY FEED UNIT LOW SP		2	2	2
1	*302LC06090	2LC06090	HOLDER FEED PULLEY		2	2	2
2	*302F906030	2F906030	GEAR FEED Z26H		2	2	2
3	*302HN06080	2HN06080	PULLEY PICKUP ASSY		2	2	2
4	*302LC06150	2LC06150	SHAFT PRIMARY FEED		2	2	2
⊙ 5	*302LC06160	2LC06160	GEAR FEED Z30H OW		2	2	2
6	*302F906230	2F906230	PULLEY FEED ASSY		2	2	2
7	*302LC06020	2LC06020	FRAME PRIMARY UPPER		2	2	2
8	*302LC06101	2LC06101	GUIDE PRIMARY FEED		2	2	2
9	*5MVM176DN026	2A806030	BUSH FEED /A-49 FEED A4		4	4	4
10	*5MVX111DN003	2A806250	RING STOPPER /A-49 FEED A4		8	8	8
11	*302LC06080	2LC06080	SPRING FEED PULLEY		2	2	2
12	*302LC06070	2LC06070	PLATE FEED EARTH		2	2	2
13	*302LC06040	2LC06040	SHAFT FEED PULLEY		2	2	2
14	*302H024370	2H024370	BUSH 6 EW		2	2	2
15	*302H702590	2H702590	BUSH SCREW		2	2	2
16	*302LC06050	2LC06050	JOINT FEED PULLEY		2	2	2
⊙ 17	*302F909171	2F909171	RETARD ROLLER ASSY		2	2	2
18	*302LC06111	2LC06111	HOLDER RETARD		2	2	2
19	*302LC06030	2LC06030	PLATE PRIMARY LOW		2	2	2
20	*302LC06121	2LC06121	SPRING RETARD		2	2	2
21	*302LC06180	2LC06180	SHEET PRIMARY FEED		2	2	2
22	*302LC06190	2LC06190	PLATE FRAME EARTH		2	2	2
23	*302LK46390	2LK46390	WIRE PRIMARY FEED UNIT		2	2	2
⊙ 24	*303M894260	3M894260	PARTS SENSOR OPT SP		4	4	4
⊙ 25	*302K994580	2K994580	PARTS SENSOR OPT. SP		2	2	2
26	*302K906290	2K906290	HOLDER SENSOR FEED		2	2	2
27	*302K931080	2K931080	WIRE STOPPER		14	14	14
28	*302LC06061	2LC06061	ACTUATOR PAPER EMPTY		2	2	2

Ref. No.	Part.No.	Alternative.	Description	Notes	Quantity		
					120	230	240
101	7BB700408H	BB105640	+BIND T.T S SCREW 4X8 SR				
102	5MBP2014WXSP	E0020140	SPRING PIN / M2 X 14 S-BLK				
103	7BB200410H	BB105700	+BIND T.T P SCREW 4X10				

- Parts with "⊙" indicate regular maintenance parts.
- Parts with Ref.No. indicate maintenance parts and the ones without it indicate out of the above.

- Parts with "*" are component parts or sub-assemblies of the assembly appearing immediately above them.
- Parts with "*•" are component parts or sub-assembly with "*" appearing immediately above them.

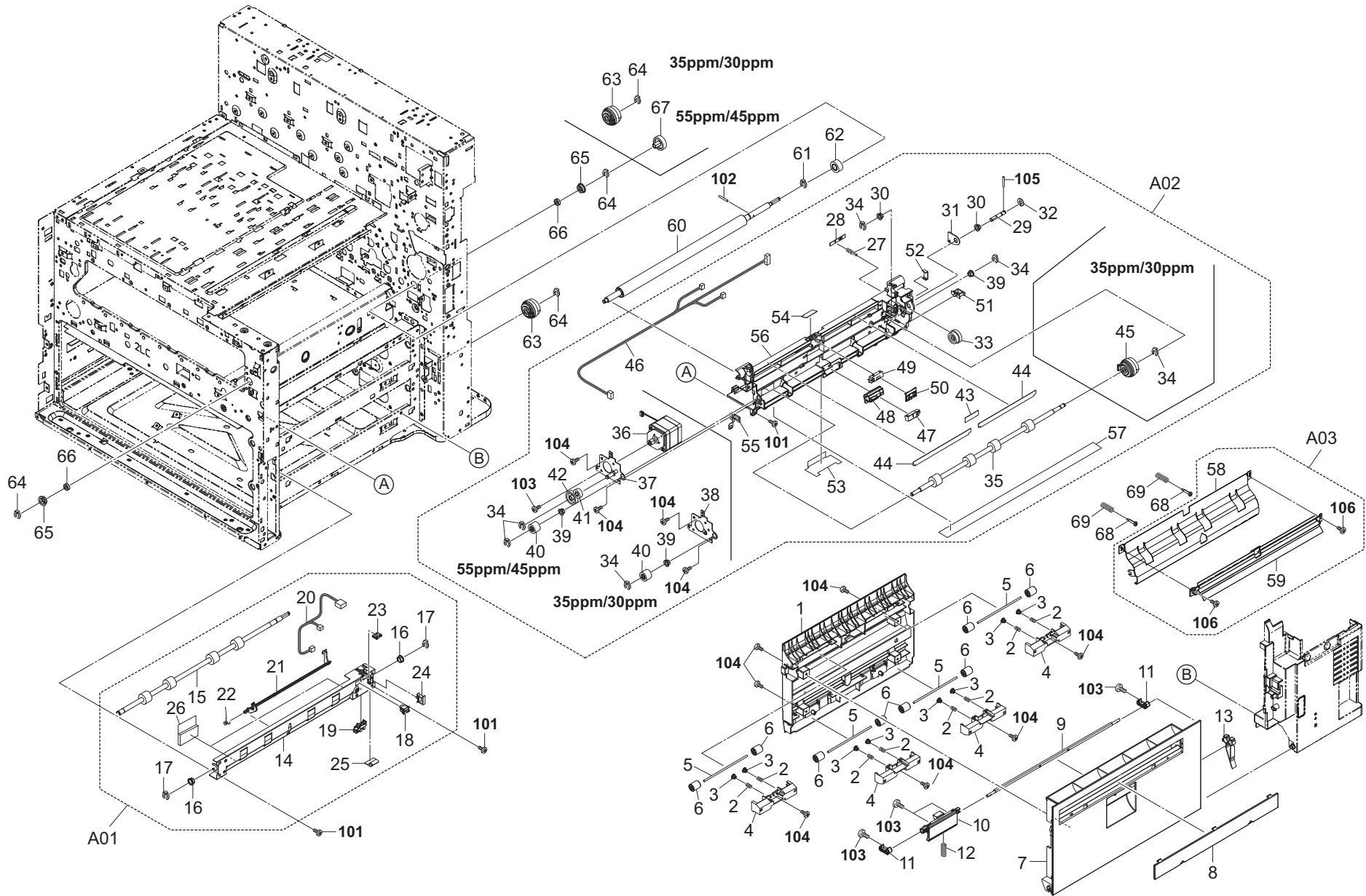


FIG. 8 Paper Feed Section 2

2L6/2N6/2N5/2N4-2

Ref. No.	Part.No.	Alternative.	Description	Notes	Quantity		
					120	230	240
1	302K906610	2K906610	GUIDE FEED LOW		1	1	1
2	2DC12170	2DC12170	SPRING TENSION		8	8	8
3	2FM04150	5MVM163DN005	CAP SPRING /B-11 ENCLOSURE A4		8	8	8
4	302K906640	2K906640	HOLDER FEED LOW PULLEY		4	4	4
5	302K906510	2K906510	SHAFT FEED LOW		4	4	4
6	302H722760	2H722760	PULLEY MIDDLE A		8	8	8
7	302K906600	2K906600	COVER FEED LOW		1	1	1
8	302K906691	2K906691	LID SIDE FEED		1	1	1
9	302K906681	2K906681	SHAFT FEED LOW HOOK		1	1	1
10	302K906660	2K906660	HANDLE FEED LOW		1	1	1
11	302K906670	2K906670	HOOK FEED LOW		2	2	2
12	302FZ20021	2FZ20021	SPRING LID		1	1	1
13	2BG06480	2BG06480	BAND B		1	1	1
A01	302K994132	2K994132	PARTS GUIDE FEED MIDDLE ASSY SP		1	1	1
14	*302K906500	2K906500	PLATE FEED LOW		1	1	1
15	*302K994430	2K994430	PARTS ROLLER FEED LOW SP		1	1	1
16	*28107310	49028101	BUSH 8		2	2	2
17	*2BC06910	2BC06910	STOPPER 6		2	2	2
18	*7SP0100006+H01	SP121020	SW.PUSH		1	1	1
19	*303M894260	3M894260	PARTS SENSOR OPT SP		1	1	1
20	*302K946430	2K946430	WIRE GUIDE FEED LOW		1	1	1
21	*302N706500	2N706500	ACTUATOR FEED LOW		1	1	1
22	*302K906520	2K906520	SPRING FEED ACT		1	1	1
23	*7YZM210006++H01	YZ038000	ACCESS.EDGING		1	1	1
24	*7YZM610002++H01	YZ010240	ACCESS SADDLE		1	1	1
25	*302LC06210	2LC06210	GUIDE WIRE FEED LOW		1	1	1
26	*302K994D70	2K994D70	PARTS PAD ROLLER SET SP	2pcs set	1	1	1
A02	302N494070	2N494070	PARTS GUIDE FEED REGIST ASSY SP	55ppm/45ppm	1	1	1
A02	302L694030	2L694030	PARTS GUIDE FEED REGIST ASSY SP	35ppm/30ppm	1	1	1
27	*302K939360	2K939360	SPRING HV		1	1	1
28	*302K924620	2K924620	PLATE HV		1	1	1
29	*302N224010	2N224010	SHAFT DRIVE MIDDLE		1	1	1
30	*302H702590	2H702590	BUSH SCREW		2	2	2
31	*302LC24050	2LC24050	BRACKET KEY MIDDLE B	55ppm/45ppm	1	1	1
31	*302LK24020	2LK24020	BRACKET KEY MIDDLE C	35ppm/30ppm	1	1	1
32	*302K924820	2K924820	CUT-WASHER 4		1	1	1
33	*302K924690	2K924690	GEAR Z27L Z24L		1	1	1
34	*5MVX111DN003	2A806250	RING STOPPER /A-49 FEED A4		4	4	4
35	*302LC94550	2LC94550	PARTS ROLLER MIDDLE L SP		1	1	1
36	*302K994310	2K994310	PARTS MOTOR HB MID SP	55ppm/45ppm	1	1	1
37	*302LC24040	2LC24040	PLATE MIDDLE MOUNT B	55ppm/45ppm	1	1	1
38	*302LK24010	2LK24010	PLATE MIDDLE MOUNT	35ppm/30ppm	1	1	1
39	*302K324450	2K324450	BUSH 6		2	2	2
40	*302K924600	2K924600	GEAR Z20S		1	1	1
41	*302K924640	2K924640	GEAR Z19S IDLE	55ppm/45ppm	1	1	1
42	*302LC24030	2LC24030	GEAR Z47R Z14S	55ppm/45ppm	1	1	1
43	*302K924881	2K924881	SHEET REGIST L C		1	1	1
44	*302K924560	2K924560	SHEET REGIST L A		2	2	2
45	*302KV44041	2KV44041	CLUTCH 50 Z35R	35ppm/30ppm	1	1	1

- Parts with "⊙" indicate regular maintenance parts.
- Parts with Ref.No. indicate maintenance parts and the ones without it indicate out of the above.

Ref. No.	Part.No.	Alternative.	Description	Notes	Quantity		
					120	230	240
46	*302K946451	2K946451	WIRE GUIDE FEED MIDDLE	55ppm/45ppm	1	1	1
46	*302LK46451	2LK46451	WIRE GUIDE FEED MIDDLE	35ppm/30ppm	1	1	1
47	*2FG27110	2FG27110	SWITCH REGISTRATION		1	1	1
48	*302K924870	2K924870	HOLDER SENSOR MIDDLE		1	1	1
49	*3H327410	3H327410	SENSOR,CONVEYING		1	1	1
50	*302K924861	2K924861	HOLDER SENSOR REGIST		1	1	1
51	*7YZM610007++H01	YZ023340	ACCESS.SADDLE		1	1	1
52	*303LL02330	3LL02330	HOLDER WIRE D		1	1	1
53	*302LF33580	2LF33580	FILM FEED UPPER		1	1	1
54	*302K924890	2K924890	SHEET COVER SENSOR		1	1	1
55	*302K924570	2K924570	PLATE EARTH MIDDLE		1	1	1
56	*302K924530	2K924530	FRAME MIDDLE FEED		1	1	1
57	*302LF33910	2LF33910	SEAL MIDDLE FEED		1	1	1
A03	302LC94691	2LC94691	PARTS REGIST GUIDE SET SP		1	1	1
58	*302K924542	2K924542	PLATE MIDDLE FEED		1	1	1
59	*302LC94680	2LC94680	PARTS REGIST GUIDE ASSY SP		1	1	1
60	302K994A00	2K994A00	PARTS ROLLER REGIST H SP	55ppm/45ppm	1	1	1
60	302K994450	2K994450	PARTS ROLLER REGIST L SP	35ppm/30ppm	1	1	1
61	302K921120	2K921120	STOPPER 8		1	1	1
62	302K924510	2K924510	GEAR Z24L		1	1	1
63	302KV44041	2KV44041	CLUTCH 50 Z35R	55ppm/45ppm	1	1	1
63	302KV44041	2KV44041	CLUTCH 50 Z35R	35ppm/30ppm	2	2	2
64	5MVX111DN003	2A806250	RING STOPPER /A-49 FEED A4	55ppm/45ppm	3	3	3
64	5MVX111DN003	2A806250	RING STOPPER /A-49 FEED A4	35ppm/30ppm	4	4	4
65	302K931970	2K931970	HOLDER BEARING MR126ZZ		2	2	2
66	7BE006124431H01	BE119720	BEARING MR126ZZ		2	2	2
67	302LC31750	2LC31750	GEAR Z60L	55ppm/45ppm	1	1	1
68	302K902410	2K902410	PIN LSU RETAINER		2	2	2
69	302FZ20040	2FZ20040	SPRING LSU		2	2	2
101	7BB700408H	BB105640	+BIND T.T S SCREW 4X8 SR				
102	7BP512014B0CH01	BP126450	PARALLEL PIN 2.0X14				
103	7BB600306H	BB105730	+BIND M SCREW 3X6 R				
104	7BB200308H	BB105660	+BIND T.T P SCREW 3X8				
105	5MBP2014WXSP	E0020140	SPRING PIN / M2 X 14 S-BLK				
106	7BB200310H	BB105670	+BIND T.T P SCREW 3X10				

- Parts with "*" are component parts or sub-assemblies of the assembly appearing immediately above them.
- Parts with "••" are component parts or sub-assembly with "•" appearing immediately above them.

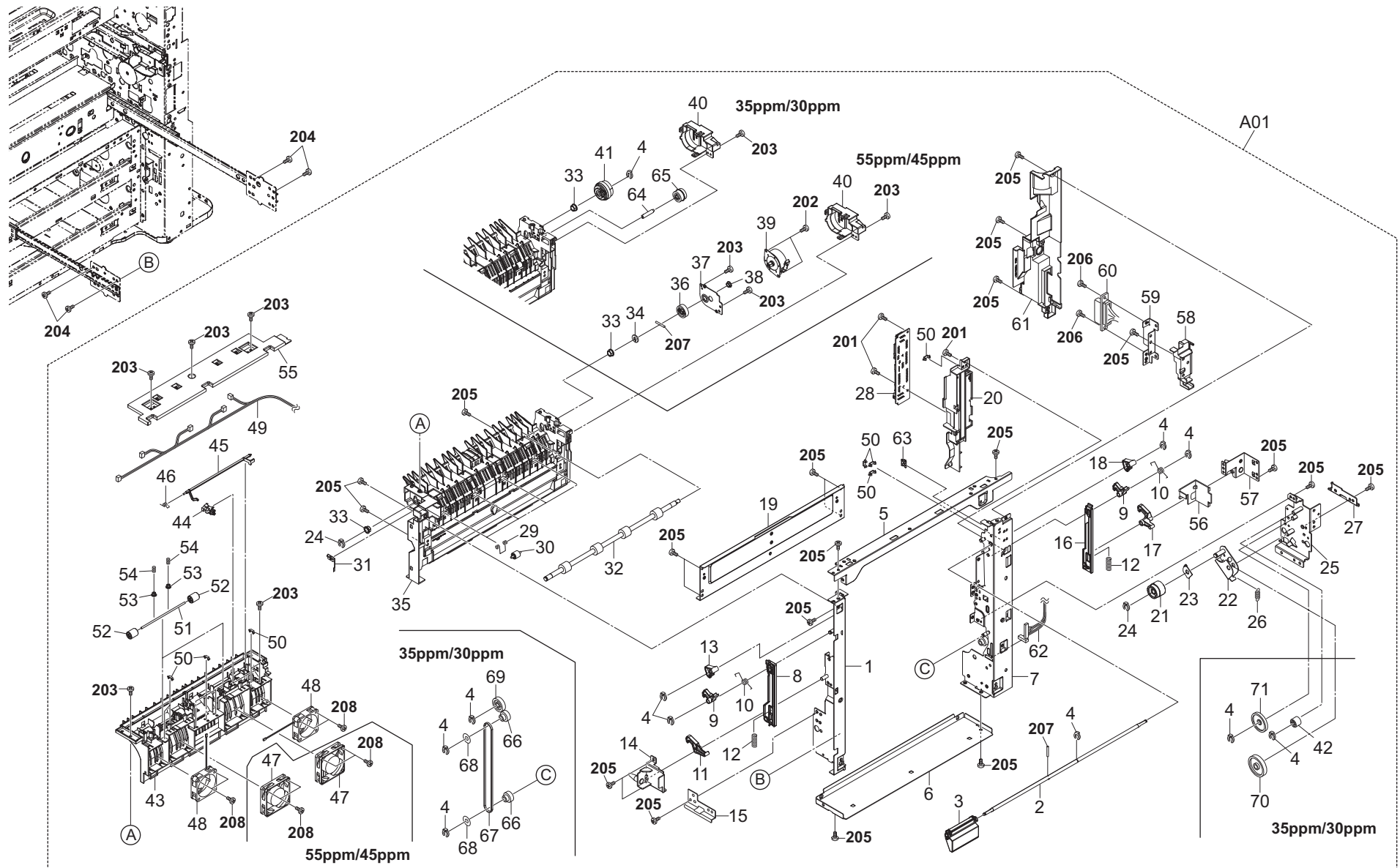


FIG. 9 Paper Conveying Section 1-1

2L6/2N6/2N5/2N4-2

Ref. No.	Part.No.	Alternative.	Description	Notes	Quantity		
					120	230	240
⊙ A01	302LC94055	2LC94055	PARTS CONVEYING H UNIT(V) SP	55ppm/45ppm	1	1	1
⊙ A01	302L694020	2L694020	PARTS CONVEYING UNIT(V LOW) SP	35ppm/30ppm	1	1	1
1	*302K929011	2K929011	FRAME CONVEYING F		1	1	1
2	*302K929100	2K929100	SHAFT CONVEYING HOOK UP		1	1	1
3	*302K929090	2K929090	LEVER COVER RIGHT		1	1	1
4	*5MVX111DN003	2A806250	RING STOPPER /A-49 FEED A4	55ppm/45ppm	5	5	5
4	*5MVX111DN003	2A806250	RING STOPPER /A-49 FEED A4	35ppm/30ppm	11	11	11
5	*302K929051	2K929051	PLATE CONVEYING TOP		1	1	1
6	*302K929040	2K929040	PLATE CONVEYING LOW		1	1	1
7	*302K929020	2K929020	FRAME CONVEYING R		1	1	1
8	*302K929400	2K929400	ARM HOOK F		1	1	1
9	*302K929120	2K929120	HOOK CONVEYING UP		2	2	2
10	*302K929190	2K929190	SPRING HOOK UP		2	2	2
11	*302K929140	2K929140	HOOK CONVEYING LOW F		1	1	1
12	*3HL07240	3HL07240	SPRING HOOK		2	2	2
13	*302K929170	2K929170	CAM HOOK FRONT		1	1	1
14	*302K929630	2K929630	PIN CONVEYING F		1	1	1
15	*302LC29120	2LC29120	GUIDE UNIT F	55ppm/45ppm	1	1	1
15	*302LK29040	2LK29040	GUIDE UNIT F	35ppm/30ppm	1	1	1
16	*302K929410	2K929410	ARM HOOK R		1	1	1
17	*302K929150	2K929150	HOOK CONVEYING LOW R		1	1	1
18	*302K929160	2K929160	CAM HOOK REAR		1	1	1
19	*302K929030	2K929030	PLATE CONVEYING UP		1	1	1
20	*302K929710	2K929710	COVER ARM		1	1	1
⊙ 21	*302K929240	2K929240	GEAR Z30R-Z27L		1	1	1
22	*302K929600	2K929600	PLATE JOINT		1	1	1
23	*302K929610	2K929610	GUIDE GEAR		1	1	1
24	*2BC06910	2BC06910	STOPPER 6		2	2	2
25	*302K929062	2K929062	MOUNT DU DRIVE	55ppm/45ppm	1	1	1
25	*302LK29062	2LK29062	MOUNT DU DRIVE	35ppm/30ppm	1	1	1
26	*302F902180	2F902180	SPRING LEVER EF		1	1	1
27	*302K929580	2K929580	GUIDE UNIT R		1	1	1
⊙ 28	*302K994201	2K994201	PARTS PWB JUNCTION ASSY SP		1	1	1
29	*302K924770	2K924770	SPRING HOLDER PULLEY		4	4	4
30	*302FZ07020	2FZ07020	PULLEY MPT BYPASS		4	4	4
31	*302K929690	2K929690	PLATE EARTH DU		1	1	1
⊙ 32	*302K994491	2K994491	PARTS ROLLER DU UP SP	55ppm/45ppm	1	1	1
⊙ 32	*302LK94071	2LK94071	PARTS ROLLER DU UP SP	35ppm/30ppm	1	1	1
33	*28107310	49028101	BUSH 8		2	2	2
34	*302HG12310	2HG12310	CUT WASHER 4	55ppm/45ppm	1	1	1
35	*302LC29022	2LC29022	GUIDE DU LOWER B		1	1	1
⊙ 36	*302LC31760	2LC31760	GEAR Z45L	55ppm/45ppm	1	1	1
37	*302LC29110	2LC29110	MOUNT MOTOR DU UP	55ppm/45ppm	1	1	1
38	*302K924830	2K924830	BUSH DU EW	55ppm/45ppm	1	1	1
⊙ 39	*302K994980	2K994980	PARTS MOTOR PM REGIST SP	55ppm/45ppm	1	1	1
40	*302LC29070	2LC29070	COVER CLUTCH B		1	1	1
⊙ 41	*302KV44041	2KV44041	CLUTCH 50 Z35R	35ppm/30ppm	1	1	1
⊙ 42	*302K929270	2K929270	GEAR Z25L	35ppm/30ppm	1	1	1
43	*302LC29012	2LC29012	GUIDE DU UPPER B		1	1	1

- Parts with "⊙" indicate regular maintenance parts.
- Parts with Ref.No. indicate maintenance parts and the ones without it indicate out of the above.

Ref. No.	Part.No.	Alternative.	Description	Notes	Quantity		
					120	230	240
⊙ 44	*2C927210	2C927210	SENSOR 248NL1		1	1	1
45	*302LC29051	2LC29051	ACTUATOR DU B		1	1	1
46	*302K928190	2K928190	SPRING-TORSION SWITCHBACK		1	1	1
⊙ 47	*302FZ94420	2FZ94420	PARTS,FAN COOLING CONVEYING SP	55ppm/45ppm	2	2	2
⊙ 48	*302LC94320	2LC94320	PARTS FANCOOLING 50 SP		2	2	2
49	*302LC46240	2LC46240	WIRE DU UPPER	55ppm/45ppm	1	1	1
49	*302L646030	2L646030	WIRE DU UPPER	35ppm/30ppm	1	1	1
50	*302K931080	2K931080	WIRE STOPPER		11	11	11
51	*302K324460	2K324460	SHAFT FEED		2	2	2
52	*302F929260	2F929260	PULLEY DU LOW		4	4	4
53	*2FM04150	5MVM163DN005	CAP SPRING /B-11 ENCLOSURE A4		4	4	4
54	*302LC29100	2LC29100	SPRING-COMPRESSION		4	4	4
55	*302K929490	2K929490	COVER RIGHT GUIDE		1	1	1
56	*302K929750	2K929750	COVER WIRE		1	1	1
57	*302K929640	2K929640	PIN CONVEYING R		1	1	1
58	*302K924390	2K924390	HOLDER DRAWER		1	1	1
59	*302K929620	2K929620	PLATE DRAWER		1	1	1
60	*302K946520	2K946520	WIRE CONVEYING		1	1	1
61	*302K929371	2K929371	COVER INNER CONVEYING A		1	1	1
62	*302LC46480	2LC46480	WIRE MPF JOINT		1	1	1
63	*7YZM210006++H01	YZ038000	ACCESS.EDGING		1	1	1
64	*302HN31680	2HN31680	PIN DRIVE B	35ppm/30ppm	1	1	1
⊙ 65	*302K929550	2K929550	GEAR Z23R-Z23L	35ppm/30ppm	1	1	1
⊙ 66	*302K929280	2K929280	GEAR Z23R PULLEY P18 S2M	35ppm/30ppm	2	2	2
67	*302K929320	2K929320	BELT S2M Z204	35ppm/30ppm	1	1	1
68	*75714210	75714210	COLLAR DEVELOPING UNIT	35ppm/30ppm	2	2	2
⊙ 69	*302LK29030	2LK29030	GEAR Z27L	35ppm/30ppm	1	1	1
⊙ 70	*302K929250	2K929250	GEAR Z45L	35ppm/30ppm	1	1	1
⊙ 71	*302K929260	2K929260	GEAR Z42R	35ppm/30ppm	1	1	1
201	7BB700308H	BB105600	+BIND T.T S SCREW 3X8 SR				
202	7BB700306H	BB105590	+BIND T.T S SCREW 3X6 SR				
203	7BB200308H	BB105660	+BIND T.T P SCREW 3X8				
204	7BB180408H	BB111210	+BIND T.T S SCREW 4X8(BLACK)				
205	7BB700408H	BB105640	+BIND T.T S SCREW 4X8 SR				
206	7BB700312H	BB106820	+BIND T.T S SCREW 3X12 SR				
207	7BP512012B0CH01	BP126440	PARALLEL PIN 2.0X12				
208	7BB200322H	BB129220	+BIND T.T P SCREW 3X22				

- Parts with "*" are component parts or sub-assemblies of the assembly appearing immediately above them.
- Parts with "••" are component parts or sub-assembly with "•" appearing immediately above them.

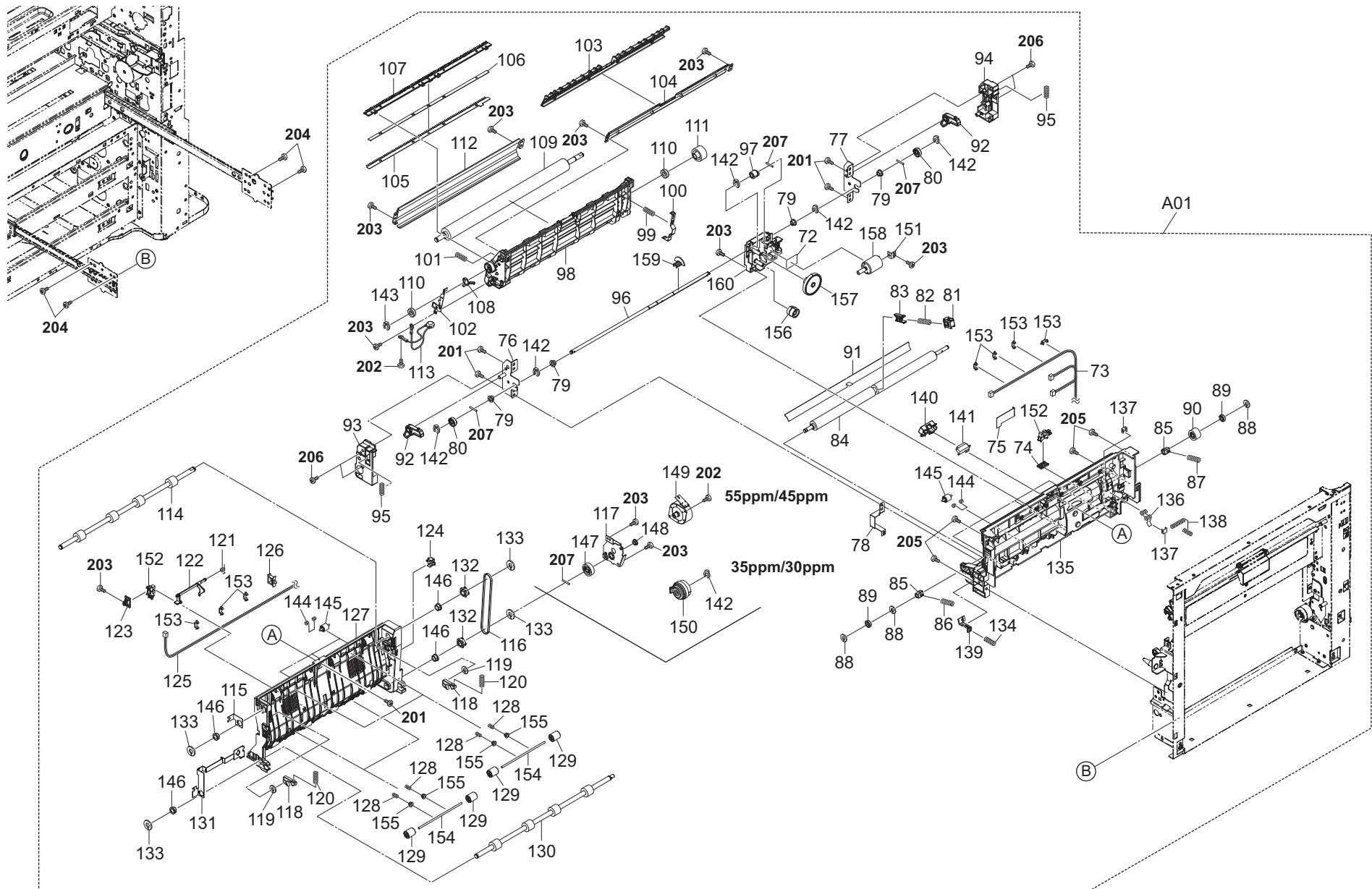


FIG. 9 Paper Conveying Section 1-2

2L6/2N6/2N5/2N4-2

Ref. No.	Part.No.	Alternative.	Description	Notes	Quantity		
					120	230	240
⊙ A01	302LC94055	2LC94055	PARTS CONVEYING H UNIT(V) SP	55ppm/45ppm	1	1	1
⊙ A01	302L694020	2L694020	PARTS CONVEYING UNIT(V LOW) SP	35ppm/30ppm	1	1	1
72	*302LC31511	2LC31511	SEAL MOTOR DC		1	1	1
73	*302K946310	2K946310	WIRE DU LOW		1	1	1
74	*302K908460	2K908460	MOUNT PI		1	1	1
75	*302K924910	2K924910	SHEET HOLD PI		1	1	1
76	*302K924710	2K924710	MOUNT LEVER RELEASE F		1	1	1
77	*302K924720	2K924720	MOUNT LEVER RELEASE R		1	1	1
78	*302K924810	2K924810	PLATE EARTH RELEASE		1	1	1
79	*302H024370	2H024370	BUSH 6 EW		4	4	4
80	*302K924210	2K924210	CAM RELEASE TRANSFER		2	2	2
81	*302K924440	2K924440	HOLDER BUSH REGIST		1	1	1
82	*302H724020	2H724020	SPRING REGIST C		1	1	1
83	*302K924430	2K924430	BUSH REGIST CENTER		1	1	1
⊙ 84	*302K994440	2K994440	PARTS ROLLER REGIST R SP		1	1	1
85	*302K924901	2K924901	BUSH REGIST		2	2	2
86	*302K924040	2K924040	SPRING-COMPRESSION REGIST F		1	1	1
87	*302K924050	2K924050	SPRING-COMPRESSION REGIST R		1	1	1
88	*302K924820	2K924820	CUT-WASHER 4		3	3	3
89	*7BE006103431H01	BE122720	BEARING MR106ZZ		2	2	2
⊙ 90	*302K924060	2K924060	GEAR Z22R		1	1	1
91	*302LF24190	2LF24190	SHEET REGIST R		1	1	1
92	*302K924140	2K924140	LEVER RELEASE TRANSFER		2	2	2
93	*302K924731	2K924731	COVER LEVER RELEASE F		1	1	1
94	*302K924740	2K924740	COVER LEVER RELEASE R		1	1	1
95	*302K924120	2K924120	SPRING-COMPRESSION TRANSFER F		2	2	2
96	*302K924200	2K924200	SHAFT RELEASE CAM		1	1	1
⊙ 97	*302K921180	2K921180	GEAR RELEASE Z10R		1	1	1
98	*302LK22020	2LK22020	FRAME SECONDLY TRANSFER		1	1	1
99	*302K922200	2K922200	SPRING-COMPRESSION DISCHARGER		1	1	1
100	*302K922190	2K922190	PLATE CONTACT DISCHARGER		1	1	1
101	*302H707110	2H707110	SPRING EARTH BYPASS F		1	1	1
102	*302K922230	2K922230	PLATE EARTH GUIDE TC		1	1	1
103	*302K924090	2K924090	GUIDE CONVEYING TC		1	1	1
104	*302K924081	2K924081	PLATE GUIDE CONVEYING		1	1	1
105	*302K922120	2K922120	HOLDER DISCHARGER		1	1	1
106	*302K922280	2K922280	TAPE DISCHARGER		1	1	1
107	*302K922130	2K922130	PLATE DISCHARGER		1	1	1
108	*302K922240	2K922240	PLATE EARTH TRANSFER		1	1	1
⊙ 109	*302LK94050	2LK94050	PARTS ROLLER SECONDLY TRANSFER SP		1	1	1
110	*7BE008165431H01	BE119730	BEARING 688ZZ		2	2	2
⊙ 111	*302K922160	2K922160	GEAR Z29R		1	1	1
112	*302K922210	2K922210	GUIDE TRANSFER R		1	1	1
113	*302FZ01310	2FZ01310	VARISTOR TC ASS'Y		1	1	1
⊙ 114	*302K994480	2K994480	PARTS ROLLER DU MID SP		1	1	1
115	*302K929660	2K929660	PLATE EARTH DU MIDDLE		1	1	1
116	*302K929310	2K929310	BELT S2M A145		1	1	1
117	*302K929720	2K929720	MOUNT MOTOR DU MIDDLE	55ppm/45ppm	1	1	1
118	*5MVX421DN003	2BL06490	LOCK COVER R /40283V0068 A4		2	2	2
119	*302FZ21720	2FZ21720	POLYSLIDER CUT WASHER 4		2	2	2
120	*302K929680	2K929680	SPRING-COMPRESSION COVER DU		2	2	2

- Parts with "⊙" indicate regular maintenance parts.
- Parts with Ref.No. indicate maintenance parts and the ones without it indicate out of the above.

Ref. No.	Part.No.	Alternative.	Description	Notes	Quantity		
					120	230	240
121	*302H729120	2H729120	SPRING ACT DU		1	1	1
122	*302K929330	2K929330	ACTUATOR DU		1	1	1
123	*302K924841	2K924841	MOUNT PI		1	1	1
⊙ 124	*66127010	66127010	SWITCH,COVER OPEN		1	1	1
125	*302K946460	2K946460	WIRE DU SENSOR	55ppm/45ppm	1	1	1
125	*302LK46460	2LK46460	WIRE DU SENSOR	35ppm/30ppm	1	1	1
126	*7YZM610001++H01	YZ010230	ACCESS SADDLE		1	1	1
127	*302K924410	2K924410	FRAME DU		1	1	1
128	*302F925780	2F925780	SPRING DU		8	8	8
129	*302H722760	2H722760	PULLEY MIDDLE A		8	8	8
⊙ 130	*302K994470	2K994470	PARTS ROLLER DU LOW SP	55ppm/45ppm	1	1	1
⊙ 130	*302LK94060	2LK94060	PARTS ROLLER DU LOW SP	35ppm/30ppm	1	1	1
131	*302K924920	2K924920	PLATE EARTH DU2		1	1	1
132	*302H029110	2H029110	PULLEY 26 DU		2	2	2
133	*302K921420	2K921420	CUT-WASHER 6		4	4	4
134	*302LF22600	2LF22600	SPRING EARTH CONVEYING		1	1	1
135	*302K924011	2K924011	BASE CONVEYING		1	1	1
136	*302K924270	2K924270	SPRING-TORSION DISCHARGER		1	1	1
137	*302K924290	2K924290	PLATE CONTACT HV		2	2	2
138	*302K924280	2K924280	SPRING CONTACT DISCHARGER		1	1	1
139	*302K924250	2K924250	PLATE EARTH REGIST		1	1	1
140	*302K924100	2K924100	RETAINER LOOP SENSOR		1	1	1
⊙ 141	*302LC94410	2LC94410	PARTS SENSOR OPT. SP		1	1	1
142	*5MVX111DN003	2A806250	RING STOPPER /A-49 FEED A4	55ppm/45ppm	5	5	5
142	*5MVX111DN003	2A806250	RING STOPPER /A-49 FEED A4	35ppm/30ppm	6	6	6
143	*2BC06910	2BC06910	STOPPER 6		1	1	1
144	*302K924770	2K924770	SPRING HOLDER PULLEY		7	7	7
145	*302FZ07020	2FZ07020	PULLEY MPT BYPASS		7	7	7
146	*28107310	49028101	BUSH 8		4	4	4
⊙ 147	*302LC31760	2LC31760	GEAR Z45L	55ppm/45ppm	1	1	1
148	*302K924830	2K924830	BUSH DU EW	55ppm/45ppm	1	1	1
⊙ 149	*302K994980	2K994980	PARTS MOTOR PM REGIST SP	55ppm/45ppm	1	1	1
⊙ 150	*302KV44041	2KV44041	CLUTCH 50 Z35R	35ppm/30ppm	1	1	1
151	*302K908660	2K908660	PLATE DC MOTOR 6		1	1	1
⊙ 152	*2C927210	2C927210	SENSOR 248NL1		2	2	2
153	*302K931080	2K931080	WIRE STOPPER		7	7	7
154	*302K324460	2K324460	SHAFT FEED		4	4	4
155	*2FM04150	5MVM163DN005	CAP SPRING /B-11 ENCLOSURE A4		8	8	8
⊙ 156	*302K924800	2K924800	WORM WHEEL Z31S Z33L		1	1	1
⊙ 157	*302K924790	2K924790	GEAR RELEASE Z10R Z83S		1	1	1
⊙ 158	*302LC94190	2LC94190	PARTS CONV RELEASE MOTOR ASSY SP		1	1	1
159	*302K921380	2K921380	ACTUATOR RELEASE		1	1	1
160	*302K924782	2K924782	HOUSING RELEASE DRIVE		1	1	1
201	7BB700308H	BB105600	+BIND T.T S SCREW 3X8 SR				
202	7BB700306H	BB105590	+BIND T.T S SCREW 3X6 SR				
203	7BB200308H	BB105660	+BIND T.T P SCREW 3X8				
204	7BB180408H	BB111210	+BIND T.T S SCREW 4X8(BLACK)				
205	7BB700408H	BB105640	+BIND T.T S SCREW 4X8 SR				
206	7BB700312H	BB106820	+BIND T.T S SCREW 3X12 SR				
207	7BP512012B0CH01	BP126440	PARALLEL PIN 2.0X12				

- Parts with "*" are component parts or sub-assemblies of the assembly appearing immediately above them.
- Parts with "••" are component parts or sub-assembly with "•" appearing immediately above them.

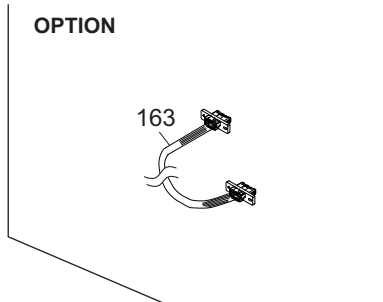
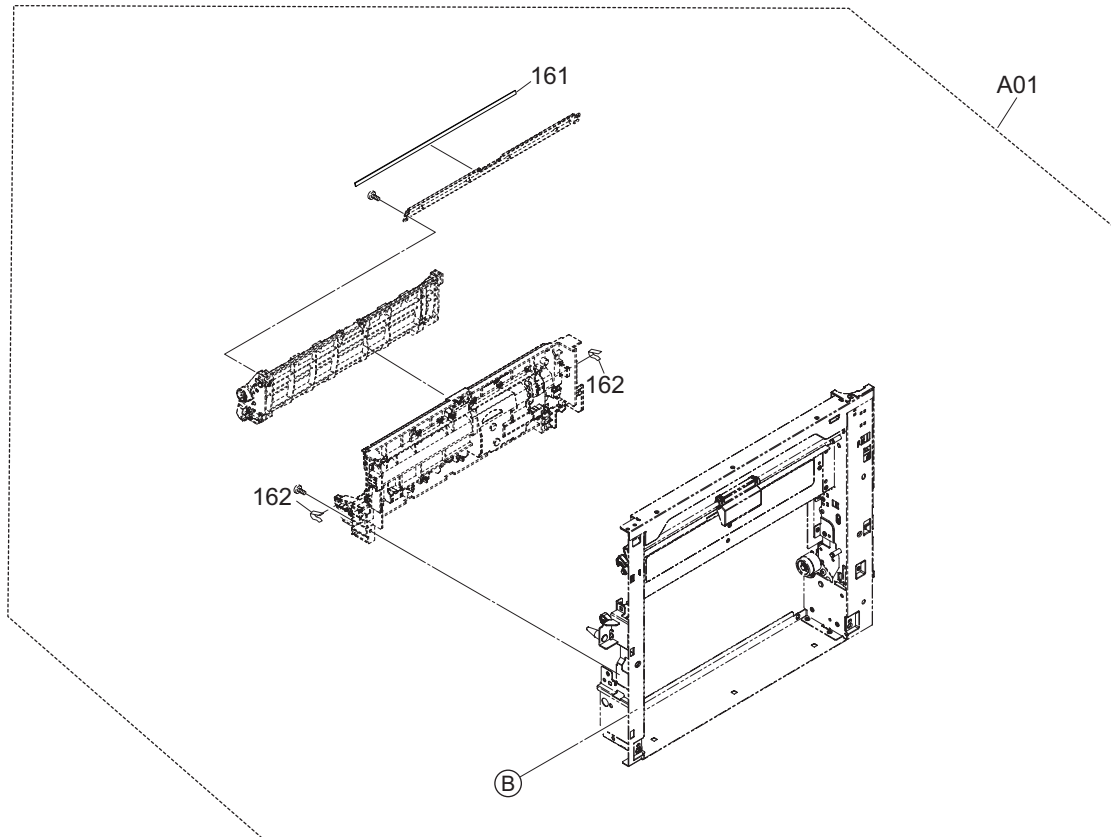
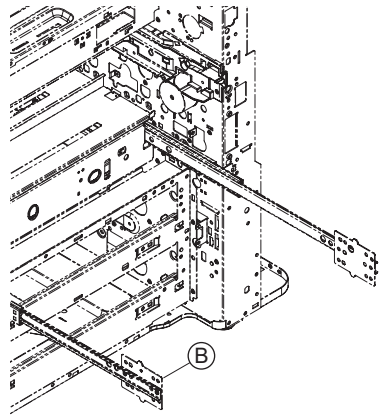


FIG. 9 Paper Conveying Section 1-3

2L6/2N6/2N5/2N4-2

Ref. No.	Part.No.	Alternative.	Description	Notes	Quantity		
					120	230	240
⊙ A01	302LC94055	2LC94055	PARTS CONVEYING H UNIT(V) SP	55ppm/45ppm	1	1	1
⊙ A01	302L694020	2L694020	PARTS CONVEYING UNIT(V LOW) SP	35ppm/30ppm	1	1	1
161	*302KK25140	2KK25140	SEAL DISCHARGER		1	1	1
162	*302N424010	2N424010	SPONGE REGIST		2	2	2
163	302K946BA0	2K946BA0	WIRE CONVEYING JOINT		1	1	1

Ref. No.	Part.No.	Alternative.	Description	Notes	Quantity		
					120	230	240

- Parts with "⊙" indicate regular maintenance parts.
- Parts with Ref.No. indicate maintenance parts and the ones without it indicate out of the above.

- Parts with "*" are component parts or sub-assemblies of the assembly appearing immediately above them.
- Parts with "*•" are component parts or sub-assembly with "*" appearing immediately above them.

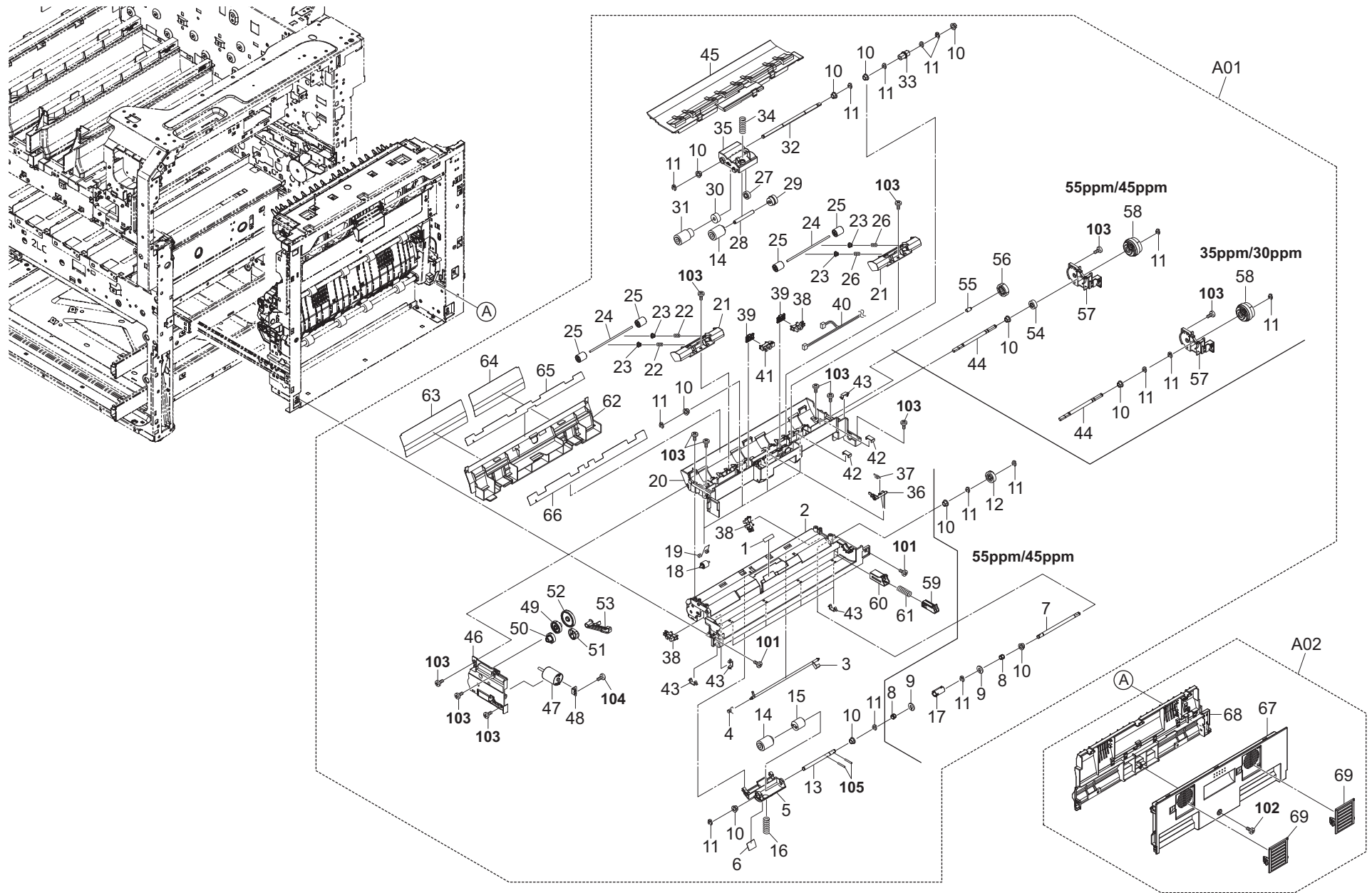


FIG. 10 Paper Conveying Section 2

2L6/2N6/2N5/2N4-2

Ref. No.	Part.No.	Alternative.	Description	Notes	Quantity		
					120	230	240
⊙ A01	302K994012	2K994012	PARTS MPT ASSY SP	55ppm/45ppm	1	1	1
⊙ A01	302LC94022	2LC94022	PARTS MPT ASSY SP	35ppm/30ppm	1	1	1
1	*302K908610	2K908610	FILM RETARD		1	1	1
2	*302K908021	2K908021	BASE MPF LOWER		1	1	1
3	*302K908280	2K908280	ACTUATOR FEED MPF		1	1	1
4	*302FZ22870	2FZ22870	SPRING ACTUATOR BYPASS		1	1	1
5	*302K908240	2K908240	HOLDER RETARD MPF		1	1	1
6	*3H610240	3H610240	FELT DUPLEX		1	1	1
7	*302K908501	2K908501	SHAFT RETARD MPF B	55ppm/45ppm	1	1	1
8	*302K906180	2K906180	JOINT RETARD DRIVE	55ppm/45ppm	2	2	2
9	*302K924820	2K924820	CUT-WASHER 4	55ppm/45ppm	2	2	2
10	*302H702590	2H702590	BUSH SCREW	55ppm/45ppm	10	10	10
10	*302H702590	2H702590	BUSH SCREW	35ppm/30ppm	8	8	8
11	*5MVX111DN003	2A806250	RING STOPPER /A-49 FEED A4	55ppm/45ppm	12	12	12
11	*5MVX111DN003	2A806250	RING STOPPER /A-49 FEED A4	35ppm/30ppm	11	11	11
⊙ 12	*302K908420	2K908420	GEAR RETARD MPF Z24L	55ppm/45ppm	1	1	1
13	*302K908491	2K908491	SHAFT RETARD MPF A	55ppm/45ppm	1	1	1
13	*302LC08030	2LC08030	SHAFT RETARD MPF	35ppm/30ppm	1	1	1
14	*2AR07230	2AR07230	PULLEY,SEPARATION		2	2	2
15	*302K906750	2K906750	TORQUE-LIMITER 390	55ppm/45ppm	1	1	1
15	*302GR06110	2GR06110	TORQUE-LIMITER 360	35ppm/30ppm	1	1	1
16	*302K908540	2K908540	SPRING RETARD MPF	55ppm/45ppm	1	1	1
16	*302LC08040	2LC08040	SPRING RETARD MPF	35ppm/30ppm	1	1	1
17	*302K906140	2K906140	COUPLING PRIMARY FEED DRIVE	55ppm/45ppm	1	1	1
18	*302F925160	2F925160	PULLEY FACE UP		4	4	4
19	*302K924770	2K924770	SPRING HOLDER PULLEY		4	4	4
20	*302K908012	2K908012	BASE MPF UPPER		1	1	1
21	*302K908250	2K908250	HOLDER MIDDLE PULLEY		2	2	2
22	*302LF08010	2LF08010	SPRING MIDDLE		2	2	2
23	*2FM04150	5MVM163DN005	CAP SPRING /B-11 ENCLOSURE A4		4	4	4
24	*302K324460	2K324460	SHAFT FEED		2	2	2
25	*302H722760	2H722760	PULLEY MIDDLE A		4	4	4
26	*302K908700	2K908700	SPRING MIDDLE R		2	2	2
⊙ 27	*302F906030	2F906030	GEAR FEED Z26H		1	1	1
28	*302K908300	2K908300	SHAFT PICKUP MPF		1	1	1
⊙ 29	*302K908350	2K908350	GEAR Z30R PICKUP		1	1	1
⊙ 30	*302K994540	2K994540	PARTS GEAR Z30R ONE-WAY SP		1	1	1
31	*2AR07220	2AR07220	PULLEY,PAPER FEED		1	1	1
32	*302K908471	2K908471	SHAFT FEED MPF A		1	1	1
33	*302FB06151	2FB06151	JOINT DRIVE		1	1	1
34	*302K908530	2K908530	SPRING PICKUP MPF		1	1	1
35	*302K908230	2K908230	HOLDER FEED MPF		1	1	1
36	*302K908290	2K908290	ACTUATOR PAPER SET		1	1	1
37	*302K908570	2K908570	SPRING PAPER SET		1	1	1
⊙ 38	*7NXGP1A173LCH01	NX115300	SENSOR OPT.		3	3	3
39	*302K908460	2K908460	MOUNT PI		2	2	2
40	*302K946370	2K946370	WIRE MPF		1	1	1
⊙ 41	*303M894260	3M894260	PARTS SENSOR OPT SP		1	1	1
42	*303LL02330	3LL02330	HOLDER WIRE D		2	2	2

- Parts with "⊙" indicate regular maintenance parts.
- Parts with Ref.No. indicate maintenance parts and the ones without it indicate out of the above.

Ref. No.	Part.No.	Alternative.	Description	Notes	Quantity		
					120	230	240
43	*302K931080	2K931080	WIRE STOPPER		7	7	7
44	*302K908480	2K908480	SHAFT FEED MPF B		1	1	1
45	*302K908320	2K908320	GUIDE DU LOWER		1	1	1
46	*302K908261	2K908261	CASE LIFT MOTOR A		1	1	1
⊙ 47	*302LC94200	2LC94200	PARTS MPT LIFT MOTOR ASSY SP		1	1	1
48	*302K908660	2K908660	PLATE DC MOTOR 6		1	1	1
⊙ 49	*302K908370	2K908370	GEAR Z46S-Z18S		1	1	1
⊙ 50	*302K908360	2K908360	WORM-WHEEL 36 Z18S		1	1	1
⊙ 51	*302K908390	2K908390	GEAR LIFT Z25S		1	1	1
⊙ 52	*302K908380	2K908380	GEAR LIFT Z64S		1	1	1
53	*302K908310	2K908310	LEVER LIFT		1	1	1
⊙ 54	*302K908410	2K908410	GEAR RETARD MPF Z17L	55ppm/45ppm	1	1	1
55	*302K908450	2K908450	PIN RETARD MPF	55ppm/45ppm	1	1	1
⊙ 56	*303LL31440	3LL31440	GEAR Z27R ONEWAY	55ppm/45ppm	1	1	1
57	*302K908270	2K908270	COVER CLUTCH		1	1	1
⊙ 58	*302KV44041	2KV44041	CLUTCH 50 Z35R		1	1	1
59	*302K908630	2K908630	DAMPER MPF B		1	1	1
60	*302K908620	2K908620	DAMPER MPF A		1	1	1
61	*302K908640	2K908640	SPRING DAMPER		1	1	1
62	*302K908440	2K908440	GUIDE MIDDLE MPF		1	1	1
63	*302N408010	2N408010	SHEET MPF F		1	1	1
64	*302N408020	2N408020	SHEET MPF R		1	1	1
65	*302K908590	2K908590	FILM MIDDLE GUIDE		1	1	1
66	*302K908692	2K908692	FILM DU GUIDE B		1	1	1
⊙ A02	302LC94470	2LC94470	PARTS COVER GUIDE DU L ASSY SP		1	1	1
67	*302K929071	2K929071	COVER DU		1	1	1
68	*302K929080	2K929080	GUIDE COVER DU		1	1	1
69	*302K929380	2K929380	LID FILTER DU		2	2	2
101	7BB180408H	BB111210	+BIND T.T S SCREW 4X8(BLACK)				
102	7BB280410H	BB111250	+BIND T.T P SCREW 4X10(BLACK)				
103	7BB200410H	BB105700	+BIND T.T P SCREW 4X10				
104	7BB200308H	BB105660	+BIND T.T P SCREW 3X8				
105	5MBP2012WXSP	E0020120	SPRING PIN / M2 X 12 S-BLK				

- Parts with "*" are component parts or sub-assemblies of the assembly appearing immediately above them.
- Parts with "*•" are component parts or sub-assembly with "*•" appearing immediately above them.

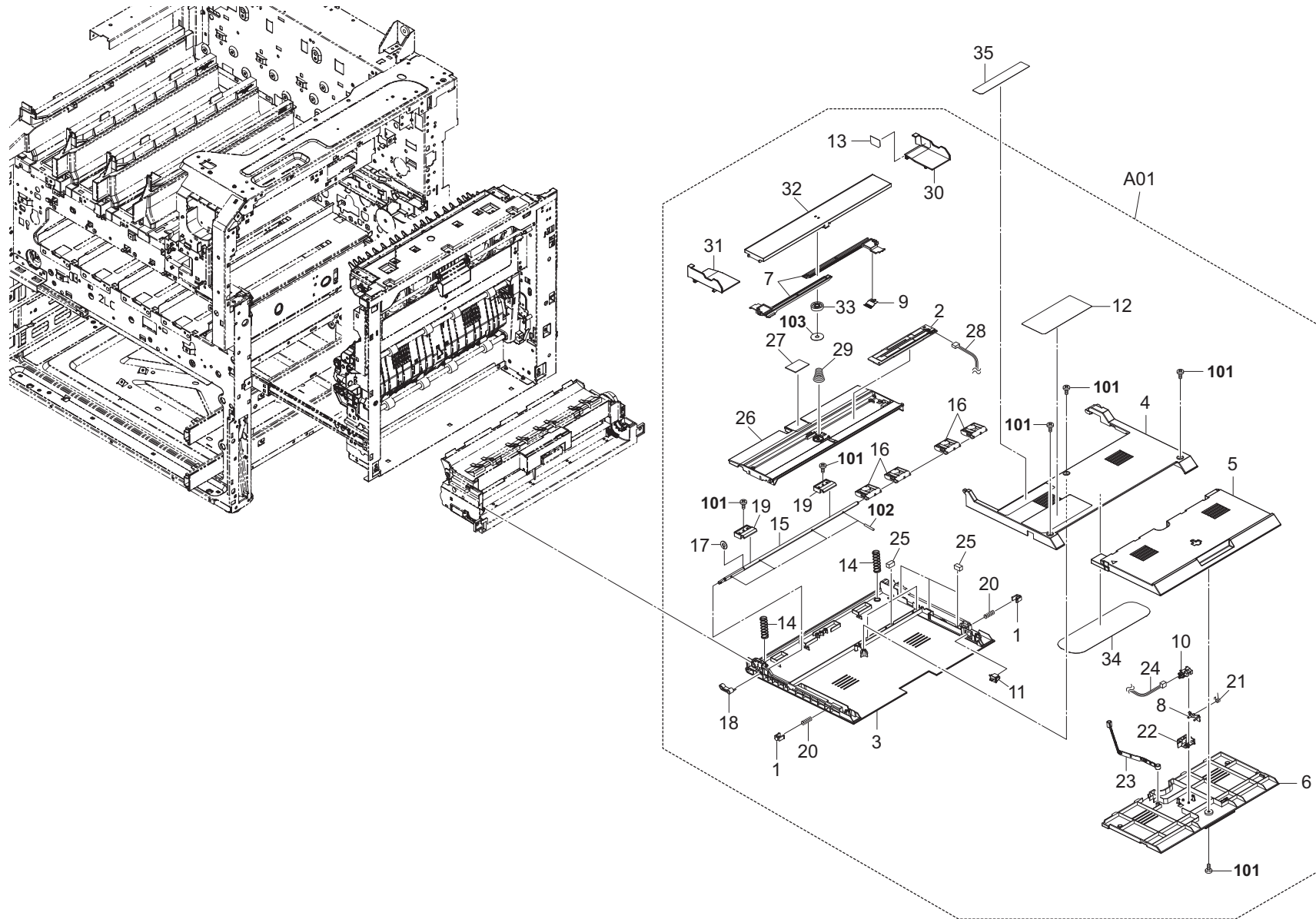


FIG. 11 Paper Conveying Section 3

2L6/2N6/2N5/2N4

Ref. No.	Part.No.	Alternative.	Description	Notes	Quantity		
					120	230	240
⊙ A01	302K994051	2K994051	PARTS MPT TRAY UNIT SP		1	1	1
1	*2FB07330	2FB07330	STOPPER BYPASS TABLE		2	2	2
⊙ 2	*302K994620	2K994620	PARTS PWB MPF SIZE ASSY SP		1	1	1
3	*302K908030	2K908030	TRAY MPF A		1	1	1
4	*302K908040	2K908040	TRAY MPF B		1	1	1
5	*302K908050	2K908050	TRAY MPF C		1	1	1
6	*302K908060	2K908060	TRAY MPF D		1	1	1
7	*302K908120	2K908120	RACK CURSOR MPF		2	2	2
8	*302K908211	2K908211	ACTUATOR SIZE DETECTION		1	1	1
9	*3HL06110	3HL06110	TERMINAL PAPER SIZE		1	1	1
⊙ 10	*7NXGP1A173LCH01	NX115300	SENSOR OPT.		1	1	1
⊙ 11	*7SP01000006+H01	SP121020	SW.PUSH		1	1	1
12	*302LC34061	2LC34061	LABEL MPF CAUTION A		1	1	1
13	*302LC34080	2LC34080	LABEL MPF PAPER LIMIT		1	1	1
14	*302K908200	2K908200	SPRING-COMPRESSION LIFT		2	2	2
15	*302K908190	2K908190	SHAFT LIFT MPF		1	1	1
16	*302K908130	2K908130	ARM LIFT A		4	4	4
17	*302FB09830	2FB09830	CUT WASHER 4		1	1	1
18	*302K908140	2K908140	ARM LIFT B		1	1	1
19	*302K908650	2K908650	HOLDER MPF TABLE		2	2	2
20	*303LL07471	3LL07471	SPRING PF		2	2	2
21	*302K908220	2K908220	SPRING-TORSION SIZE DETECTION		1	1	1
22	*302K908580	2K908580	HOLDER SIZE DETECTION		1	1	1
23	*302K908160	2K908160	GUIDE WIRE TRAY		1	1	1
24	*302K946600	2K946600	WIRE MPF SIZE DETECTION		1	1	1
25	*302H708150	2H708150	SPONGE WIRE MPT		6	6	6
26	*302K908080	2K908080	BASE LIFT		1	1	1
27	*302F909210	2F909210	PAD BOTTOM		1	1	1
28	*302K946380	2K946380	WIRE MPF TRAY		1	1	1
29	*302H712650	2H712650	SPRING DRUM JOINT		1	1	1
30	*302K908110	2K908110	CURSOR MPF R		1	1	1
31	*302K908100	2K908100	CURSOR MPF F		1	1	1
32	*302K908090	2K908090	COVER CURSOR		1	1	1
⊙ 33	*65815060	65815060	IDLE GEAR 40,TONER SUPPLY		1	1	1
34	*302K917100	2K917100	SEAL FRAME ISU		1	1	1
35	302LC34100	2LC34100	LABEL MPF SIZE INDICATOR IN		1		
35	302LC34090	2LC34090	LABEL MPF SIZE INDICATOR ME		1	1	1

Ref. No.	Part.No.	Alternative.	Description	Notes	Quantity		
					120	230	240
101	7BB282308H	BB111240	+TP-FLAT T.T P SCREW 3X8(BLACK)				
102	7BP512014B0CH01	BP126450	PARALLEL PIN 2.0X14				
103	7BC06062N050H01	BC125260	POLYSLIDER 6.2X22X0.5T				

- Parts with "⊙" indicate regular maintenance parts.
- Parts with Ref.No. indicate maintenance parts and the ones without it indicate out of the above.

- Parts with "*" are component parts or sub-assemblies of the assembly appearing immediately above them.
- Parts with "*•" are component parts or sub-assembly with "*" appearing immediately above them.

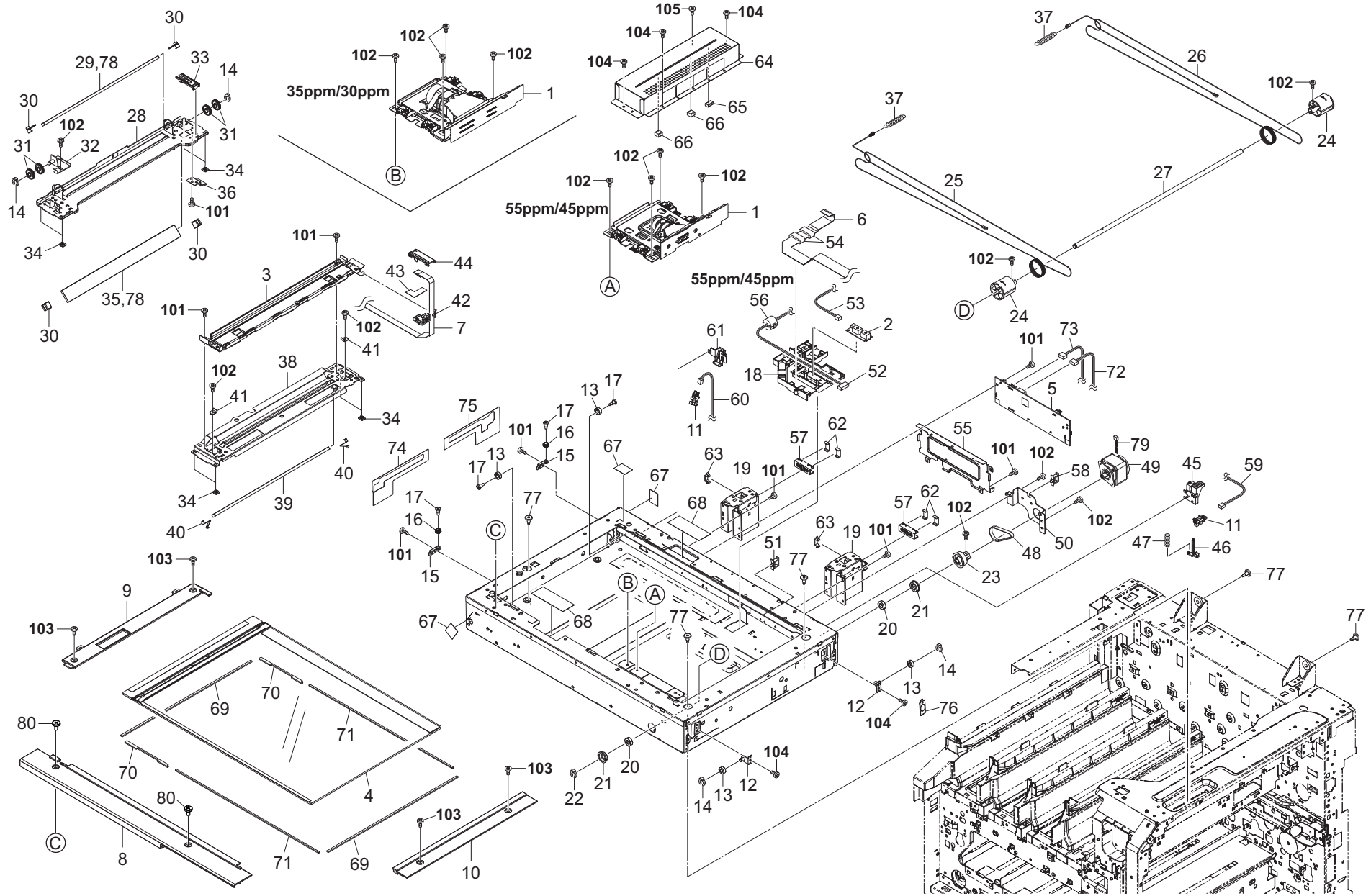


FIG. 12 Scanner Section

2L6/2N6/2N5/2N4-2

Ref. No.	Part.No.	Alternative.	Description	Notes	Quantity		
					120	230	240
⊙ 1	302N493120	2N493120	PARTS IMAGE SCANNER H SP	55ppm/45ppm	1	1	1
⊙ 1	302N693020	2N693020	PARTS IMAGE SCANNER L SP	35ppm/30ppm	1	1	1
⊙ 2	302H044110	2H044110	SENSOR ORIGINAL		1	1	1
⊙ 3	302N493040	2N493040	PARTS MOUNT LED ASSY SP		1	1	1
⊙ 4	302K994030	2K994030	PARTS CONTACT-GLASS ASSY(I) SP		1		
⊙ 4	302K994040	2K994040	PARTS CONTACT-GLASS ASSY(C) SP		1	1	1
⊙ 5	302N494201	2N494201	PARTS PWB ISC ASSY SP		1	1	1
6	302K946670	2K946670	WIRE FFC CCD		1	1	1
7	302K946710	2K946710	WIRE FFC LED		1	1	1
8	302N404190	2N404190	COVER ISU FRONT		1	1	1
9	302LC04130	2LC04130	COVER ISU LEFT		1	1	1
10	302LC04141	2LC04141	COVER ISU RIGHT		1	1	1
⊙ 11	7NXGP1S173LCH01	NX116910	SENSOR OPT.		2	2	2
12	302KK17031	2KK17031	MOUNT LEFT PULLEY		2	2	2
13	302H717160	2H717160	PULLEY SCANNER		4	4	4
14	2BC06980	2BC06980	STOPPER 5		4	4	4
15	302GR17861	2GR17861	PLATE PULLEY		2	2	2
16	302K917150	2K917150	PULLEY LEFT FRAME		2	2	2
17	302GR17350	2GR17350	PIN WIRE PULLEY B		4	4	4
18	302K917381	2K917381	GUIDE WIRE ISU		1	1	1
19	302N217010	2N217010	MOUNT DP HINGE		2	2	2
20	7BE008165431H01	BE119730	BEARING 688ZZ		2	2	2
21	302K931960	2K931960	HOLDER BEARING 688ZZ		2	2	2
22	2BC06910	2BC06910	STOPPER 6		1	1	1
23	302K917021	2K917021	PULLEY ISU Z59		1	1	1
24	302H717252	2H717252	DRUM PULLEY		2	2	2
25	302H717381	2H717381	WIRE SCANNER FRONT		1	1	1
26	302H717391	2H717391	WIRE SCANNER REAR		1	1	1
27	302K917060	2K917060	SHAFT ISU		1	1	1
28	302K917091	2K917091	FRAME MIRROR B		1	1	1
29	302GR17281	2GR17281	MIRROR B	55ppm/45ppm	1	1	1
30	75712080	75712080	MIRROR HOLDER		4	4	4
31	302H017180	2H017180	PULLEY SCANNER		4	4	4
32	302K317830	2K317830	PLATE ADJUST B		1	1	1
33	302K317160	2K317160	GUIDE FFC LED B		1	1	1
34	2DC12230	2DC12230	SLIDER SCANNER		8	8	8
35	302GR17961	2GR17961	MIRROR C	55ppm/45ppm	1	1	1
36	302K917080	2K917080	PLATE SLIT PI		1	1	1
37	302C912291	2C912291	SPRING SCANNER TENSION		2	2	2
38	302K317062	2K317062	FRAME MIRROR A		1	1	1
39	302KK17320	2KK17320	MIRROR A		1	1	1
40	2BC12190	2BC12190	SPRING,MIRROR HOLDER		2	2	2
41	2C912150	2C912150	RETAINER WIRE		2	2	2
42	302K317172	2K317172	GUIDE FFC LED C		1	1	1
43	302K317791	2K317791	SHEET FFC LED		1	1	1
44	302K317310	2K317310	GUIDE FFC LED D		1	1	1
45	302K917130	2K917130	MOUNT RELEASE SWITCH		1	1	1
46	302K917120	2K917120	SWITCH RELEASE		1	1	1
47	302GR17380	2GR17380	SPRING RELEASE SWITCH		1	1	1

Ref. No.	Part.No.	Alternative.	Description	Notes	Quantity		
					120	230	240
48	302K917040	2K917040	BELT ISU		1	1	1
⊙ 49	302N294010	2N294010	PARTS MOTOR ISU SP		1	1	1
50	302K917030	2K917030	MOUNT ISU DRIVE		1	1	1
51	7YZM610003++H01	YZ010250	ACCESS SADDLE		1	1	1
52	302K946680	2K946680	WIRE CCD POWER		1	1	1
53	302K946750	2K946750	WIRE ORIGINAL SENSOR		1	1	1
54	7YBFZZ65C001H01	YB110990	FERRITE CORE		2	2	2
55	302K917230	2K917230	MOUNT PWB		1	1	1
56	65027470	65027470	CORE,7-15X18	55ppm/45ppm	1	1	1
57	302LF39050	2LF39050	GUIDE WIRE FRONT PWB		2	2	2
58	7YZM610001++H01	YZ010230	ACCESS SADDLE		1	1	1
59	302K946730	2K946730	WIRE OPEN SENSOR		1	1	1
60	302K946A90	2K946A90	WIRE HP SENSOR		1	1	1
61	302K317330	2K317330	MOUNT PI		1	1	1
62	303LL02330	3LL02330	HOLDER WIRE D		4	4	4
63	302K931080	2K931080	WIRE STOPPER		2	2	2
64	302K917400	2K917400	COVER ISU		1	1	1
65	7ZGSSTG58014H01	ZG128680	SHIELD GASKET		1	1	1
66	7ZG65TSV+010H01	ZG111180	SHIELD GASKET		2	2	2
67	302H717440	2H717440	SEAL FRAME SIDE B		3	3	3
68	302K317660	2K317660	FILM FRAME		2	2	2
69	302K317650	2K317650	SEAL FRAME ISU C		2	2	2
70	302K317450	2K317450	SEAL FRAME ISU A		2	2	2
71	302K317460	2K317460	SEAL FRAME ISU B		2	2	2
72	302K946700	2K946700	WIRE CCD DATA		1	1	1
73	302K946720	2K946720	WIRE ISC-MAIN		1	1	1
74	302K917170	2K917170	FILM FRAME SIDE F		1	1	1
75	302K917180	2K917180	FILM FRAME SIDE R		1	1	1
76	302K917240	2K917240	CAP PULLEY ISU		1	1	1
77	302GR17180	2GR17180	PIN SCANNER RETAINING		5	5	5
78	2FB12180	2FB12180	MIRROR B	35ppm/30ppm	2	2	2
79	302N446240	2N446240	WIRE SCANNER MOTOR		1	1	1
80	302N404410	2N404410	PIN ISU FRONT		2	2	2
101	7BB700308H	BB105600	+BIND T.T S SCREW 3X8 SR				
102	7BB606308H	BB105280	+PAN M SCREW WITH SW W 3X8 R				
103	7BB180408H	BB111210	+BIND T.T S SCREW 4X8(BLACK)				
104	7BB700306H	BB105590	+BIND T.T S SCREW 3X6 SR				
105	7BB200308H	BB105660	+BIND T.T P SCREW 3X8				

- Parts with "⊙" indicate regular maintenance parts.
- Parts with Ref.No. indicate maintenance parts and the ones without it indicate out of the above.

- Parts with "*" are component parts or sub-assemblies of the assembly appearing immediately above them.
- Parts with "*•" are component parts or sub-assembly with "*•" appearing immediately above them.

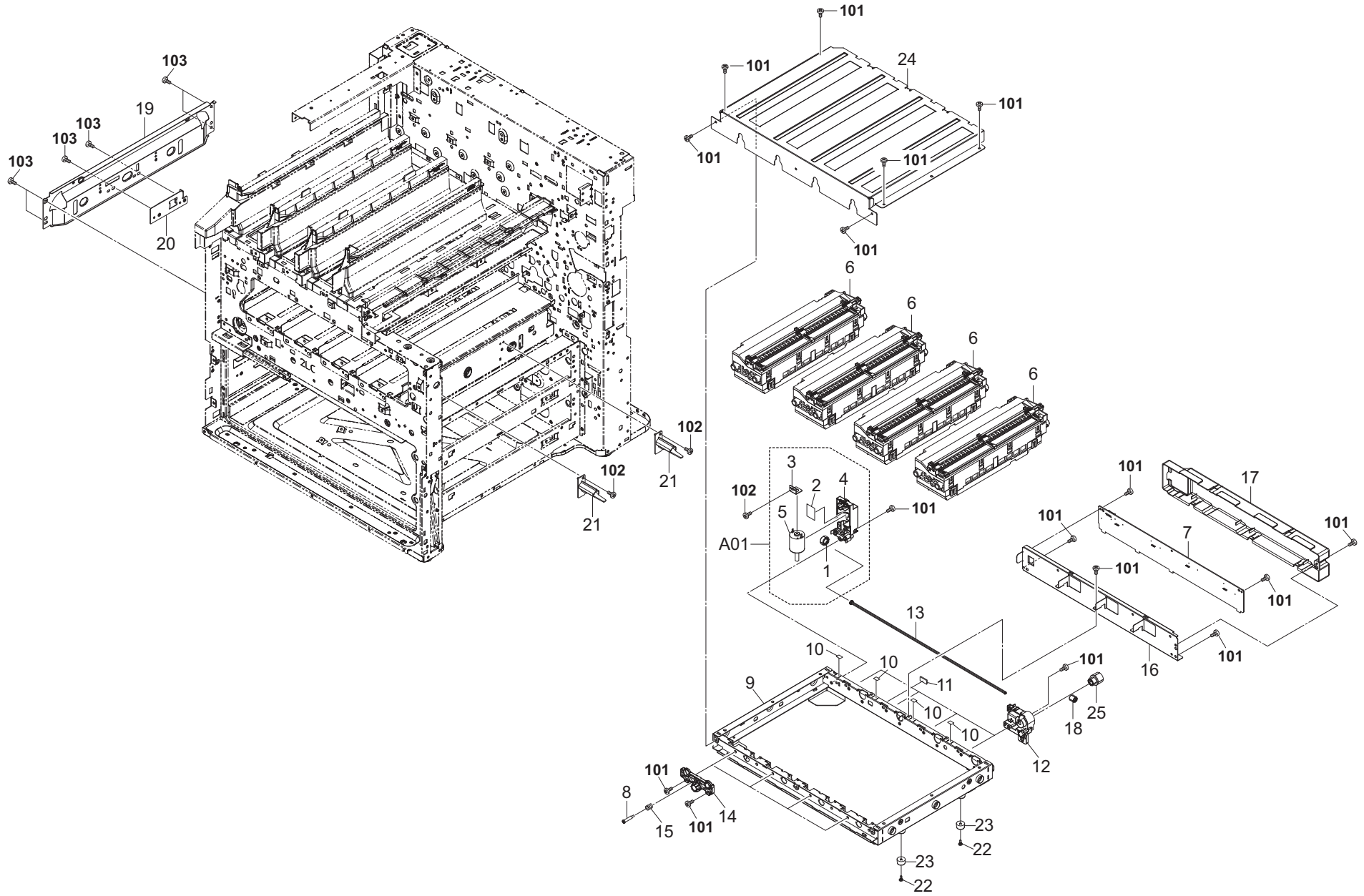


FIG. 13 Laser Scanner Section

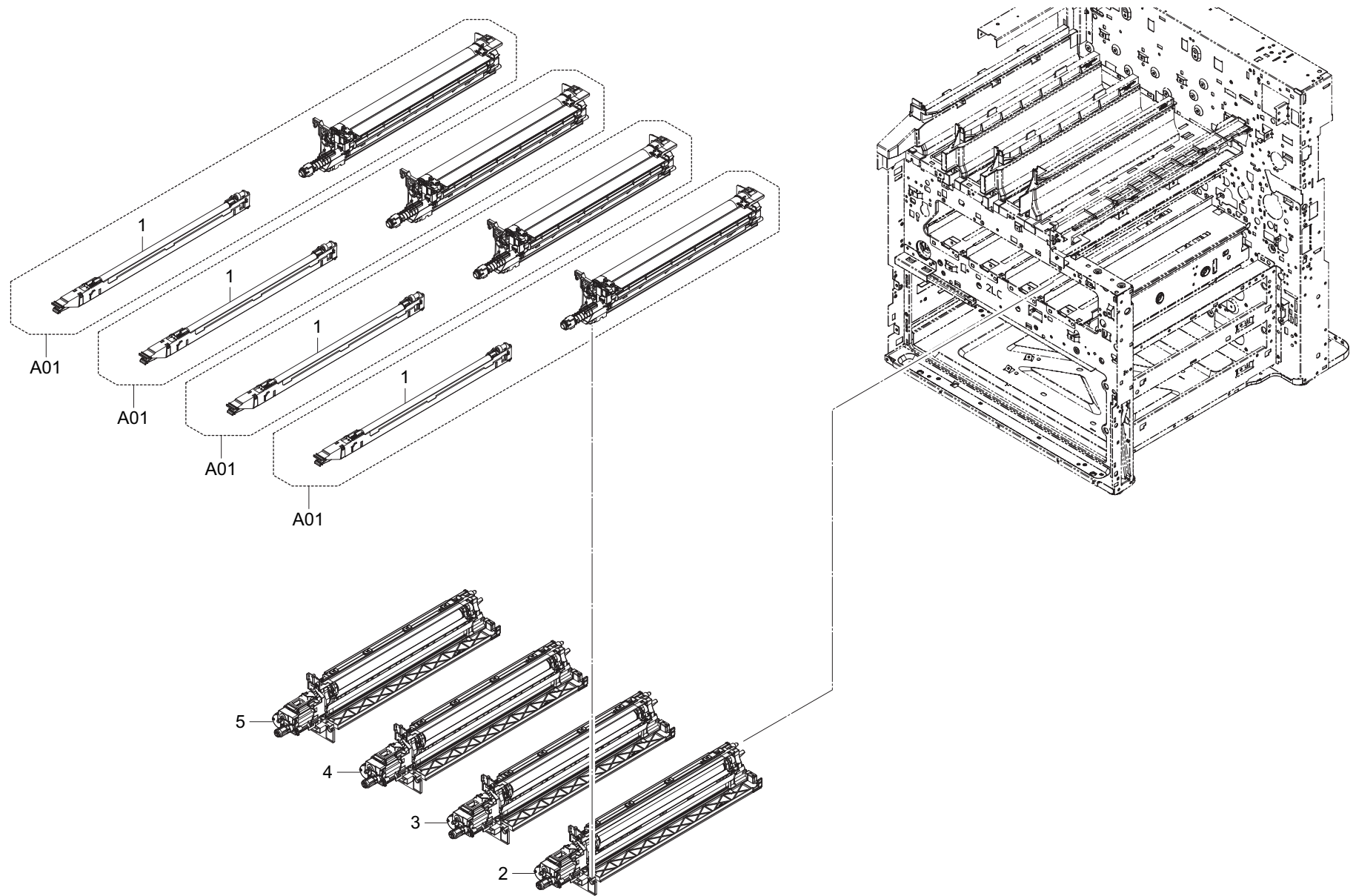
2L6/2N6/2N5/2N4

Ref. No.	Part.No.	Alternative.	Description	Notes	Quantity		
					120	230	240
⊙ A01	302K994140	2K994140	PARTS LSU RETAINER MOTOR ASSY SP		1	1	1
⊙ 1	*302K994520	2K994520	PARTS GEAR Z32L SP		1	1	1
⊙ 2	*302LC31511	2LC31511	SEAL MOTOR DC		1	1	1
⊙ 3	*302K902610	2K902610	PLATE DC MOTOR 10		1	1	1
⊙ 4	*302K902A00	2K902A00	HOLDER MOTOR		1	1	1
⊙ 5	*302K994D00	2K994D00	PARTS DC MOTOR ASSY B SP		1	1	1
⊙ 6	302N493130	2N493130	LK-8708	55ppm/45ppm 35ppm	4	4	4
⊙ 6	302L693010	2L693010	LK-8306	30ppm	4	4	4
⊙ 7	302N494190	2N494190	PARTS PWB LSU JUNC CLR ASSY SP	55ppm/45ppm 35ppm	1	1	1
⊙ 7	302L694050	2L694050	PARTS PWB LSU JUNC CLR 1B ASSY SP	30ppm	1	1	1
⊙ 8	302K902470	2K902470	PIN LSU RETAINING		4	4	4
⊙ 9	302K900021	2K900021	LSU RETAINER FRAME ASSY		1	1	1
⊙ 10	302K019140	2K019140	SHEET LSU FRAME		4	4	4
⊙ 11	7ZGSTGR55010H01	ZG110970	SHIELD GASKET		1	1	1
⊙ 12	302K902460	2K902460	HOLDER LSU REAR		4	4	4
⊙ 13	302K902490	2K902490	SHAFT GLASS CLN		1	1	1
⊙ 14	302K902380	2K902380	HOLDER LSU FRONT		4	4	4
⊙ 15	302K902480	2K902480	SPRING-COMPRESSION LSU RETAINING		4	4	4
⊙ 16	302K902370	2K902370	MOUNT LSU PWB		1	1	1
⊙ 17	302K902511	2K902511	COVER LSU PWB		1	1	1
⊙ 18	302K994500	2K994500	PARTS GEAR Z14R SP		4	4	4
⊙ 19	302K902320	2K902320	PLATE LSU ADJUST		1	1	1
⊙ 20	302LC02200	2LC02200	MOUNT LSU LEFT		1	1	1
⊙ 21	302K902910	2K902910	GUIDE LSU PIN		2	2	2
⊙ 22	2FB20860	2FB20860	PIN FUSER COVER		2	2	2
⊙ 23	3CG02030	3CG02030	BASE RUBBER,FRAME		2	2	2
⊙ 24	302K902550	2K902550	MOUNT LSU LID		1	1	1
⊙ 25	302K994510	2K994510	PARTS GEAR Z27S Z27R SP		4	4	4

Ref. No.	Part.No.	Alternative.	Description	Notes	Quantity		
					120	230	240
101	7BB700308H	BB105600	+BIND T.T S SCREW 3X8 SR				
102	7BB200308H	BB105660	+BIND T.T P SCREW 3X8				
103	7BB700408H	BB105640	+BIND T.T S SCREW 4X8 SR				

- Parts with "⊙" indicate regular maintenance parts.
- Parts with Ref.No. indicate maintenance parts and the ones without it indicate out of the above.

- Parts with "*" are component parts or sub-assemblies of the assembly appearing immediately above them.
- Parts with "*•" are component parts or sub-assembly with "*" appearing immediately above them.



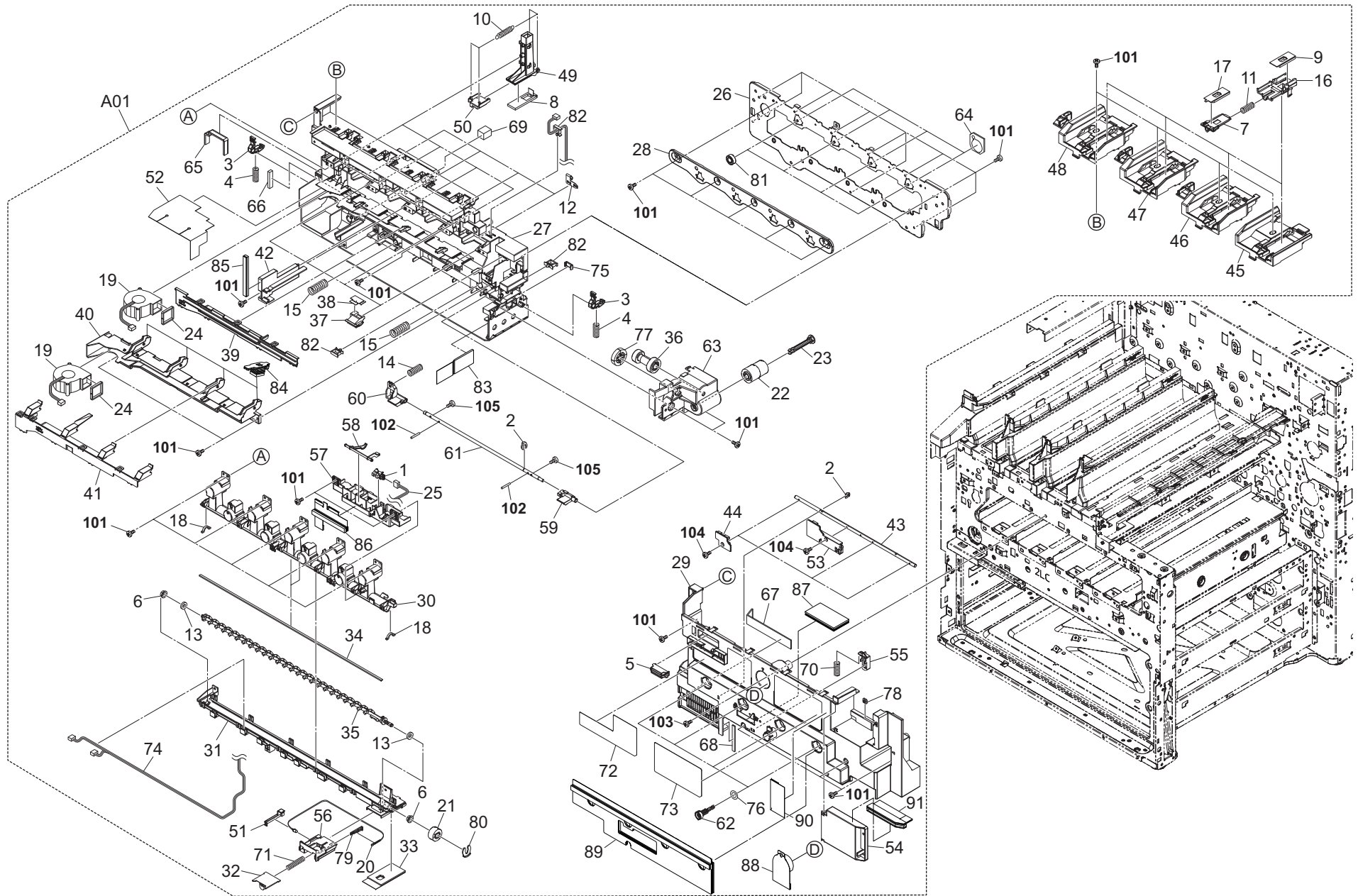


FIG. 15 Inner Section 1-1

2L6/2N6/2N5/2N4-2

Ref. No.	Part.No.	Alternative.	Description	Notes	Quantity		
					120	230	240
⊙ A01	302LC94013	2LC94013	PARTS INNER UNIT SP	55ppm/45ppm	1	1	1
⊙ A01	302LK94013	2LK94013	PARTS INNER UNIT SP	35ppm/30ppm	1	1	1
⊙ 1	*7NXGP1A173LCH01	NX115300	SENSOR OPT.		1	1	1
2	*2BC06980	2BC06980	STOPPER 5		2	2	2
3	*302FZ02410	2FZ02410	LEVER RETAINER		2	2	2
4	*302FZ02420	2FZ02420	SPRING RETAINER		2	2	2
5	*302H004660	2H004660	MAGNET CATCH		1	1	1
6	*302H702590	2H702590	BUSH SCREW		2	2	2
7	*302H703100	2H703100	SHUTTER PIPE UP		4	4	4
8	*302LK03A40	2LK03A40	SEAL PIPE LOW		4	4	4
9	*302H703130	2H703130	SEAL PIPE DLP UP		4	4	4
10	*302LK03A50	2LK03A50	SPRING PIPE LOW		8	8	8
11	*302H703240	2H703240	SPRING PIPE UP		4	4	4
12	*302H703420	2H703420	PLATE DRUM EARTH		4	4	4
13	*302H703430	2H703430	SEAL SCREW		2	2	2
14	*302H703450	2H703450	SPRING HOOK WASTE		1	1	1
15	*302H703510	2H703510	SPRING TRAY WASTE		2	2	2
16	*302H703542	2H703542	PIPE DLP UP		4	4	4
17	*302H703570	2H703570	SEAL CONT SHUTTER		4	4	4
18	*302H703740	2H703740	SEAL PIPE WASTE B		2	2	2
⊙ 19	*302LC94380	2LC94380	PARTS FAN COOLING LSU 60 SP		2	2	2
⊙ 20	*302K994150	2K994150	PARTS TONER FULL DETECT ASSY SP		1	1	1
⊙ 21	*302K903140	2K903140	GEAR Z18S		1	1	1
⊙ 22	*302K903180	2K903180	GEAR IDLE Z20S-Z15R		1	1	1
23	*302K903200	2K903200	SHAFT DRIVE B		1	1	1
24	*302K903250	2K903250	SPONGE FAN		2	2	2
25	*302K946A80	2K946A80	WIRE TONER LEVEL SENSOR		1	1	1
26	*302LC03010	2LC03010	RETAINER PU		1	1	1
27	*302LC03021	2LC03021	FRAME INNER		1	1	1
28	*302LC03030	2LC03030	PLATE RETAINER		1	1	1
29	*302LC03045	2LC03045	COVER INNER		1	1	1
30	*302LC03051	2LC03051	PIPE WASTE UPPER	55ppm/45ppm	1	1	1
31	*302LC03060	2LC03060	PIPE WASTE LOWER	35ppm/30ppm	1	1	1
32	*302LC03070	2LC03070	SHUTTER WASTE		1	1	1
33	*302LC03080	2LC03080	SEAL SHUTTER WASTE		1	1	1
34	*302LC03090	2LC03090	SEAL PIPE WASTE A		2	2	2
35	*302LC03110	2LC03110	SCREW WASTE		1	1	1
⊙ 36	*302LC03180	2LC03180	GEAR Z18S-Z15R		1	1	1
37	*302LC03190	2LC03190	DUCT DLP SUB	55ppm/45ppm	4	4	4
37	*302LK03190	2LK03190	DUCT DLP SUB	35ppm/30ppm	4	4	4
38	*302LC03250	2LC03250	LID SUB DUCT	55ppm/45ppm	4	4	4
39	*302LC03260	2LC03260	LID FAN DUCT A		1	1	1
40	*302LC03290	2LC03290	DUCT FAN B		1	1	1
41	*302LC03300	2LC03300	LID FAN DUCT B		1	1	1
42	*302LC03320	2LC03320	RAIL WASTE L		1	1	1
43	*302LC03331	2LC03331	SHAFT SHUTTER RELEASE		1	1	1
44	*302LC03381	2LC03381	LEVER RELEASE A		3	3	3
45	*302LC03390	2LC03390	GUIDE CONTAINER K		1	1	1
46	*302LC03400	2LC03400	GUIDE CONTAINER M		1	1	1

- Parts with "⊙" indicate regular maintenance parts.
- Parts with Ref.No. indicate maintenance parts and the ones without it indicate out of the above.

Ref. No.	Part.No.	Alternative.	Description	Notes	Quantity		
					120	230	240
47	*302LC03410	2LC03410	GUIDE CONTAINER C		1	1	1
48	*302LC03420	2LC03420	GUIDE CONTAINER Y		1	1	1
49	*302LC03440	2LC03440	PIPE DLP LOWER		4	4	4
50	*302LC03451	2LC03451	SHUTTER PIPE LOWER		4	4	4
51	*302LC03460	2LC03460	LID COVER SHUTTER		1	1	1
52	*302N403350	2N403350	SHEET INNER FAN		1	1	1
53	*302LC03492	2LC03492	LEVER RELEASE B		1	1	1
54	*302LC03500	2LC03500	COVER CONNECTOR		1	1	1
55	*302LC03560	2LC03560	CAM RELEASE SHAFT		1	1	1
56	*302LC03570	2LC03570	COVER SHUTTER		1	1	1
57	*302LC03580	2LC03580	HOLDER TONER SENSOR		1	1	1
58	*302LC03590	2LC03590	LEVER TONER SENSOR		1	1	1
59	*302LC03660	2LC03660	HOOK TRAY R		1	1	1
60	*302LC03670	2LC03670	HOOK TRAY L		1	1	1
61	*302LC03680	2LC03680	SHAFT HOOK		1	1	1
62	*302LC03691	2LC03691	LEVER CASS SHUTTER		4	4	4
63	*302LC03730	2LC03730	HOLDER DRIVE B		1	1	1
64	*302LC03890	2LC03890	SEAL BEARING		4	4	4
65	*302LC03A10	2LC03A10	SEAL LSU COOLING A		1	1	1
66	*302LC03A20	2LC03A20	SEAL LSU COOLING B		1	1	1
67	*302LC03A30	2LC03A30	SEAL LSU COOLING C		1	1	1
68	*302LC03A40	2LC03A40	SEAL LSU COOLING D		1	1	1
69	*302LC33560	2LC33560	SEAL INNER COOLING E		1	1	1
70	*302LC03A60	2LC03A60	SPRING RELEASE LEVER		1	1	1
71	*302LC03A80	2LC03A80	SPRING WASTE SHUTTER		1	1	1
72	*302LC34121	2LC34121	LABEL TONER OPERATION		1	1	1
73	*302LC34201	2LC34201	LABEL DISPOSAL TONER OPERATION		1	1	1
74	*302LC46210	2LC46210	WIRE RETAINER		1	1	1
75	*303LL02330	3LL02330	HOLDER WIRE D		1	1	1
76	*302LK03060	2LK03060	SEAL CASS LEVER	35ppm/30ppm	4	4	4
⊙ 77	*3HW22020	3HW22020	GEAR 25		1	1	1
78	*5MMS111SL002	2BY20050	NUT FUSER A /FS-1800/3800 A4		1	1	1
79	*5MVS313SB002	2BR08310	SPACER LED /43587J2063 A4		1	1	1
80	*5MVX111DN003	2A806250	RING STOPPER /A-49 FEED A4		1	1	1
81	*7BE010197431H01	BE119740	BEARING 6800ZZ(7MM)		4	4	4
82	*7YZM610001++H01	YZ010230	ACCESS SADDLE		3	3	3
83	*302LC03A90	2LC03A90	SPONGE WASTE TRAY		1	1	1
84	*302N403340	2N403340	SEAL DRUM JOINT		4	4	4
85	*302MN03040	2MN03040	SEAL RAIL WASTE		1	1	1
86	*302MN03050	2MN03050	SHEET HOLDER SENSOR		1	1	1
87	*302MN03060	2MN03060	SEAL COVER LEFT		1	1	1
88	*302MN03070	2MN03070	SEAL COVER SCREW		1	1	1
89	*302MN03090	2MN03090	SHEET CASS FRONT		1	1	1
90	*302MN03130	2MN03130	SHEET CONNECTOR HINGE		1	1	1
91	*302MN03140	2MN03140	SEAL CONNECTOR TOP		1	1	1
101	7BB200308H	BB105660	+BIND T.T P SCREW 3X8				
102	7BP512010B0CH01	BP126160	PARALLEL PIN 2.0X10				
103	7BB700408H	BB105640	+BIND T.T S SCREW 4X8 SR				
104	7BB600306H	BB105730	+BIND M SCREW 3X6 R				
105	7BB200312H	BB105680	+BIND T.T P SCREW 3X12				

- Parts with "*" are component parts or sub-assemblies of the assembly appearing immediately above them.
- Parts with "••" are component parts or sub-assembly with "•" appearing immediately above them.

FIG. 15 Inner Section 1-2

2L6/2N6/2N5/2N4-2

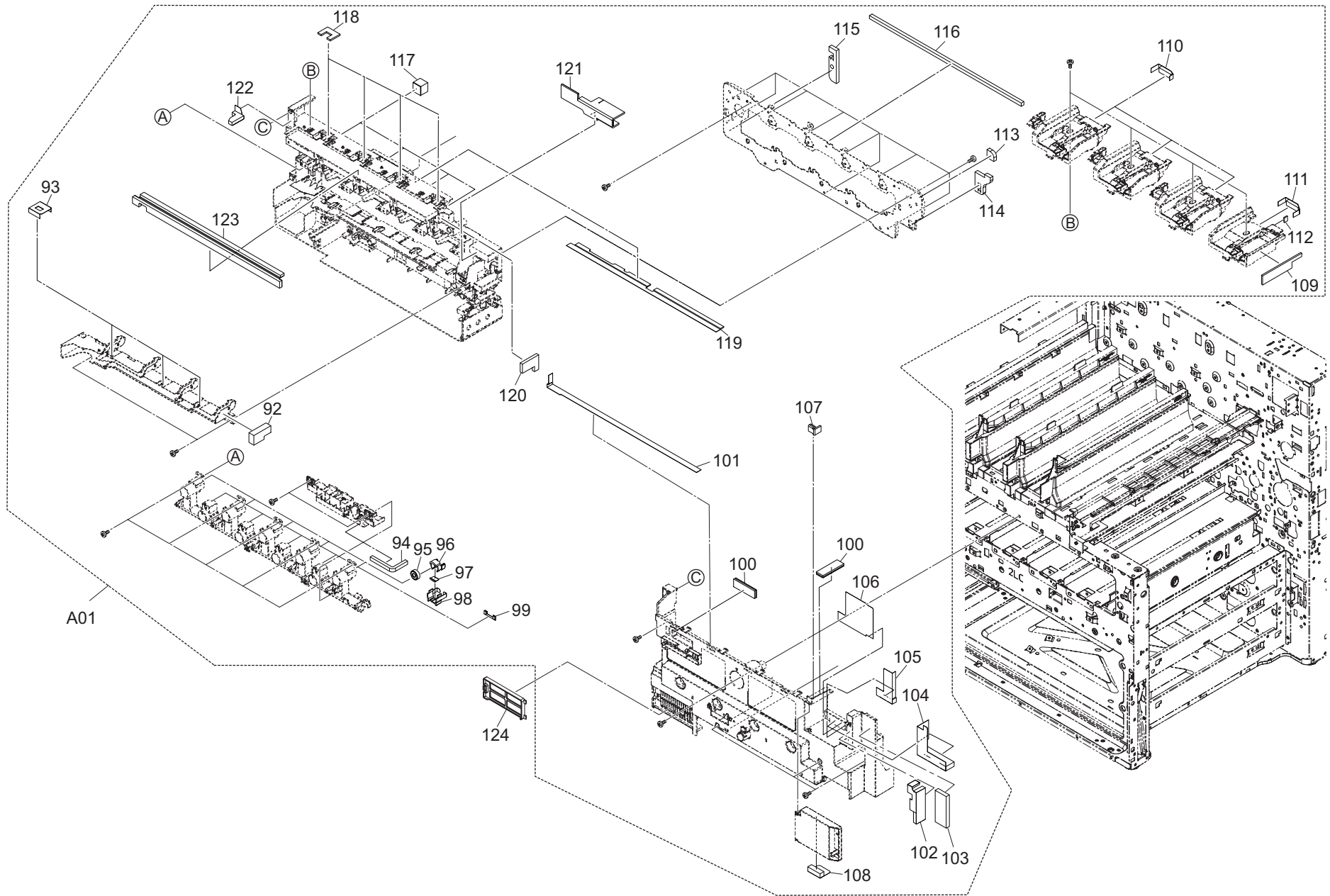


FIG. 15 Inner Section 1-2

2L6/2N6/2N5/2N4-2

Ref. No.	Part.No.	Alternative.	Description	Notes	Quantity		
					120	230	240
⊕ A01	302LC94013	2LC94013	PARTS INNER UNIT SP	55ppm/45ppm	1	1	1
⊕ A01	302LK94013	2LK94013	PARTS INNER UNIT SP	35ppm/30ppm	1	1	1
92	*302N403190	2N403190	SEAL WASTE SENSOR		1	1	1
93	*302MN03100	2MN03100	FILM DRUM DUCT		3	3	3
94	*302N403090	2N403090	SEAL HOLDER SENSOR		1	1	1
95	*302N403290	2N403290	SEAL PIPE TIP		5	5	5
96	*302N403301	2N403301	SEAL PIPE INSIDE		5	5	5
97	*302N403310	2N403310	SEAL PIPE LOWER		5	5	5
98	*302N403420	2N403420	SEAL SHUTTER GUIDE		5	5	5
99	*302N403360	2N403360	SEAL WASTE PIPE LOWER	55ppm/45ppm	4	4	4
99	*302L603010	2L603010	SEAL WASTE PIPE LOWER	35ppm/30ppm	4	4	4
100	*302N403040	2N403040	SEAL INNER COVER B		2	2	2
101	*302N403200	2N403200	SHEET INNER COVER A		1	1	1
102	*302N403170	2N403170	SPONGE IH LOWER A		1	1	1
103	*302N403180	2N403180	SPONGE IH LOWER B		1	1	1
104	*302N403212	2N403212	FILM COVER CONNECTOR A		1	1	1
105	*302N403221	2N403221	FILM COVER CONNECTOR B		1	1	1
106	*302N403380	2N403380	FILM COVER CONNECTOR C		1	1	1
107	*302N403280	2N403280	SEAL COVER CONNECTOR B		1	1	1
108	*302N403410	2N403410	FILM COVER CONNECTOR D		1	1	1
109	*302N403270	2N403270	SEAL COVER CONNECTOR A		1	1	1
110	*302N403371	2N403371	SEAL GUIDE CONTAINER B		3	3	3
111	*302N403390	2N403390	SEAL GUIDE CONTAINER C		1	1	1
112	*302N403400	2N403400	SEAL GUIDE CONTAINER D		1	1	1
113	*302N403230	2N403230	SEAL RETAINER PU A		1	1	1
114	*302N403240	2N403240	SEAL RETAINER PU B		1	1	1
115	*302N403250	2N403250	SEAL RETAINER PU C		1	1	1
116	*302N403160	2N403160	SEAL RETAINER PU D		1	1	1
117	*302N403330	2N403330	SEAL TONER PIPE		4	4	4
118	*302N403100	2N403100	SEAL GUIDE CONTAINER		4	4	4
119	*302N403150	2N403150	SEAL FRAME INNER E		1	1	1
120	*302N403110	2N403110	SEAL FRAME INNER A		1	1	1
121	*302N403120	2N403120	SEAL FRAME INNER F		1	1	1
122	*302N403130	2N403130	SEAL FRAME INNER C		1	1	1
123	*302N403141	2N403141	SEAL FRAME INNER B		1	1	1
⊕ 124	302LC94170	2LC94170	PARTS FILTER FAN ASSY(V) SP		1	1	1

Ref. No.	Part.No.	Alternative.	Description	Notes	Quantity		
					120	230	240

- Parts with "⊕" indicate regular maintenance parts.
- Parts with Ref.No. indicate maintenance parts and the ones without it indicate out of the above.

- Parts with "•" are component parts or sub-assemblies of the assembly appearing immediately above them.
- Parts with "••" are component parts or sub-assembly with "•" appearing immediately above them.

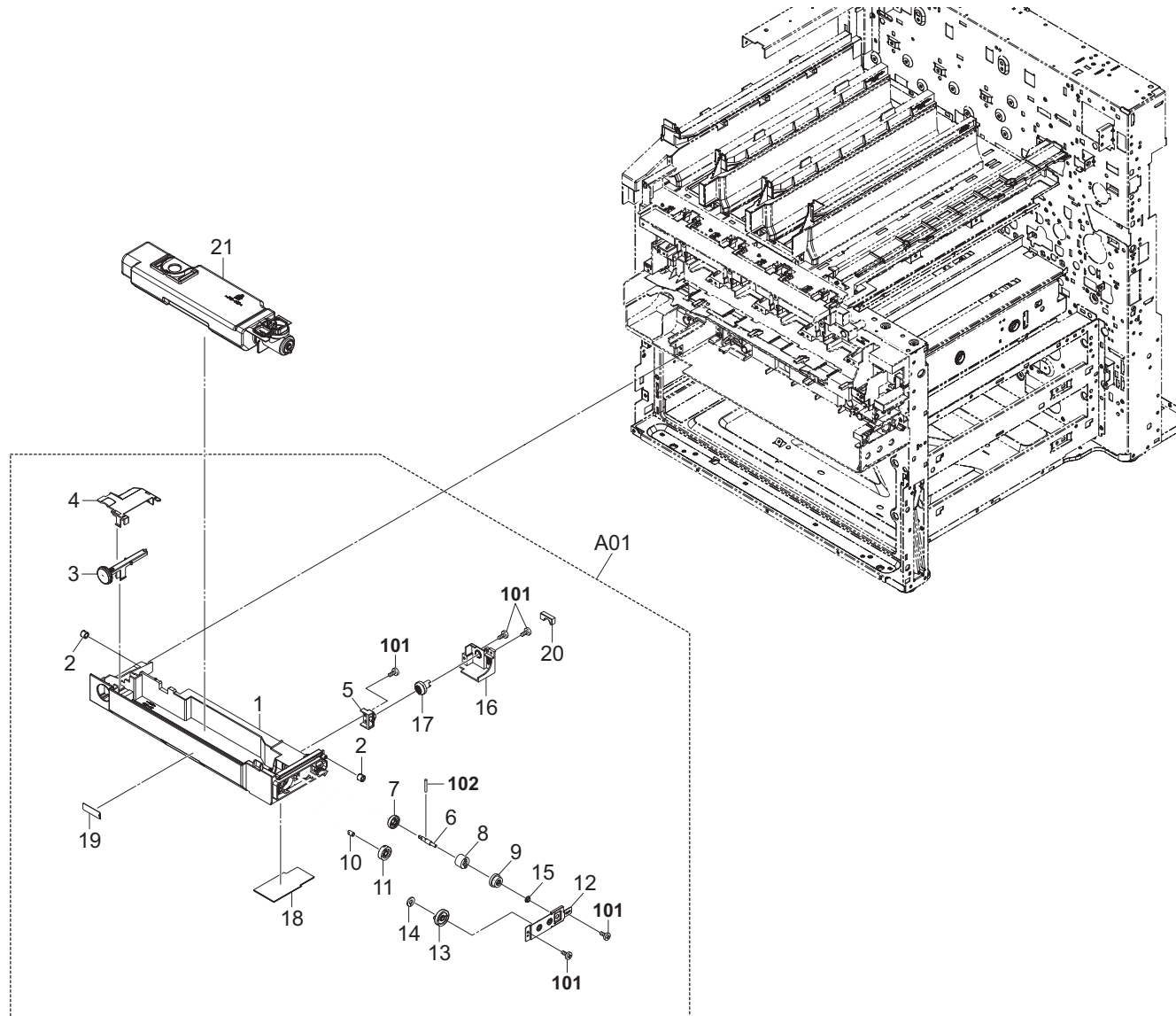


FIG. 16 Inner Section 2

2L6/2N6/2N5/2N4

Ref. No.	Part.No.	Alternative.	Description	Notes	Quantity		
					120	230	240
⊙ A01	302LC94480	2LC94480	PARTS WASTE TRAY UNIT SP		1	1	1
1	*302LC03711	2LC03711	TRAY WASTE		1	1	1
2	*302LC03510	2LC03510	PULLEY WASTE TRAY		2	2	2
3	*302H703390	2H703390	LEVER WASTE TRAY		1	1	1
4	*302LC03790	2LC03790	HOLDER JOINT WASTE		1	1	1
5	*302LC03750	2LC03750	BUSH BEVEL		1	1	1
6	*302LC03780	2LC03780	SHAFT DRIVE D		1	1	1
⊙ 7	*302LC03770	2LC03770	GEAR BEVEL Z24		1	1	1
8	*302GR06110	2GR06110	TORQUE LIMITER 360		1	1	1
⊙ 9	*302LC03120	2LC03120	GEAR Z18S COUPLING		1	1	1
10	*302LC03430	2LC03430	PIN MOUNT DRIVE		1	1	1
⊙ 11	*302LC03100	2LC03100	GEAR Z25S		1	1	1
12	*302LC03720	2LC03720	MOUNT WASTE DRIVE		1	1	1
⊙ 13	*302LC03210	2LC03210	GEAR JOINT Z30S		1	1	1
14	*2BG22990	2BG22990	CUT WASHER 4		1	1	1
15	*302LC03230	2LC03230	BUSH 4-7		1	1	1
16	*302LC03740	2LC03740	MOUNT TRAY DRIVE		1	1	1
⊙ 17	*302LC03760	2LC03760	GEAR BEVEL Z24 JOINT		1	1	1
18	*302LC03311	2LC03311	SHEET WASTE TRAY		1	1	1
19	*302H734170	2H734170	LABEL PUSH A		1	1	1
20	*302LC03A70	2LC03A70	SEAL WASTE TRAY		1	1	1
21	1902LC0UN0	092LC0UN	WT-860/WASTE TONER BOTTLE	OPTION	1	1	1

Ref. No.	Part.No.	Alternative.	Description	Notes	Quantity		
					120	230	240
101	7BB200308H	BB105660	+BIND T.T P SCREW 3X8				
102	7BP512008B0CH01	BP126150	PARALLEL PIN 2.0X8				

- Parts with "⊙" indicate regular maintenance parts.
- Parts with Ref.No. indicate maintenance parts and the ones without it indicate out of the above.

- Parts with "*" are component parts or sub-assemblies of the assembly appearing immediately above them.
- Parts with "*•" are component parts or sub-assembly with "*•" appearing immediately above them.

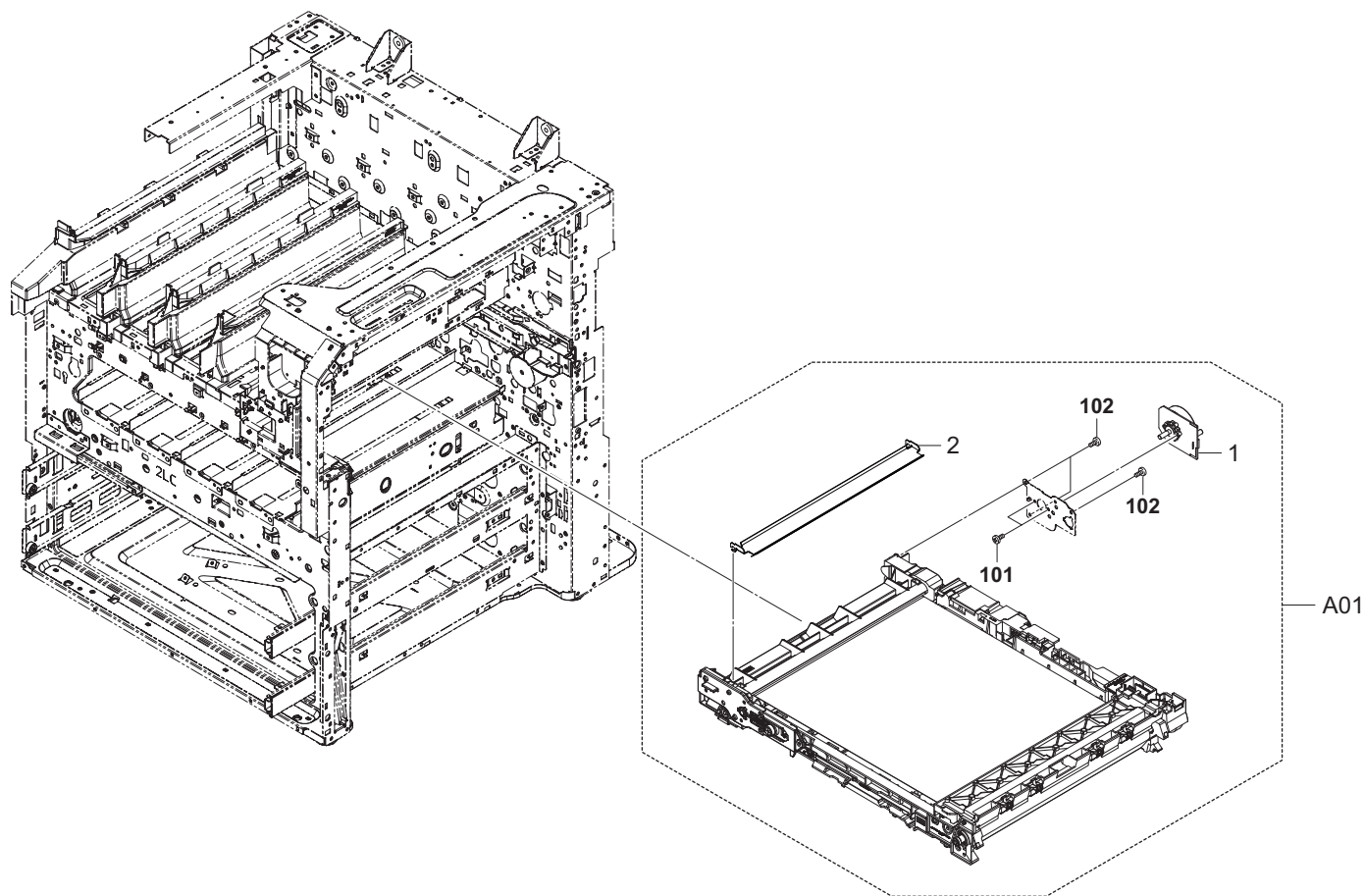


FIG. 17 Transfer Section

2L6/2N6/2N5/2N4-1

Ref. No.	Part.No.	Alternative.	Description	Notes	Quantity		
					120	230	240
⊙ A01	302LC93107	2LC93107	TR-8505		1	1	1
⊙ 1	*302K994321	2K994321	PARTS MOTOR-BL W20 SP		1	1	1
⊙ 2	*302K994A10	2K994A10	PARTS PRE BELT CLN ASSY SP		1	1	1

Ref. No.	Part.No.	Alternative.	Description	Notes	Quantity		
					120	230	240
101	7BB600306H	BB105730	+BIND M SCREW 3X6 R				
102	7BB200410H	BB105700	+BIND T.T P SCREW 4X10				

- Parts with "⊙" indicate regular maintenance parts.
- Parts with Ref.No. indicate maintenance parts and the ones without it indicate out of the above.

- Parts with "*" are component parts or sub-assemblies of the assembly appearing immediately above them.
- Parts with "••" are component parts or sub-assembly with "*" appearing immediately above them.

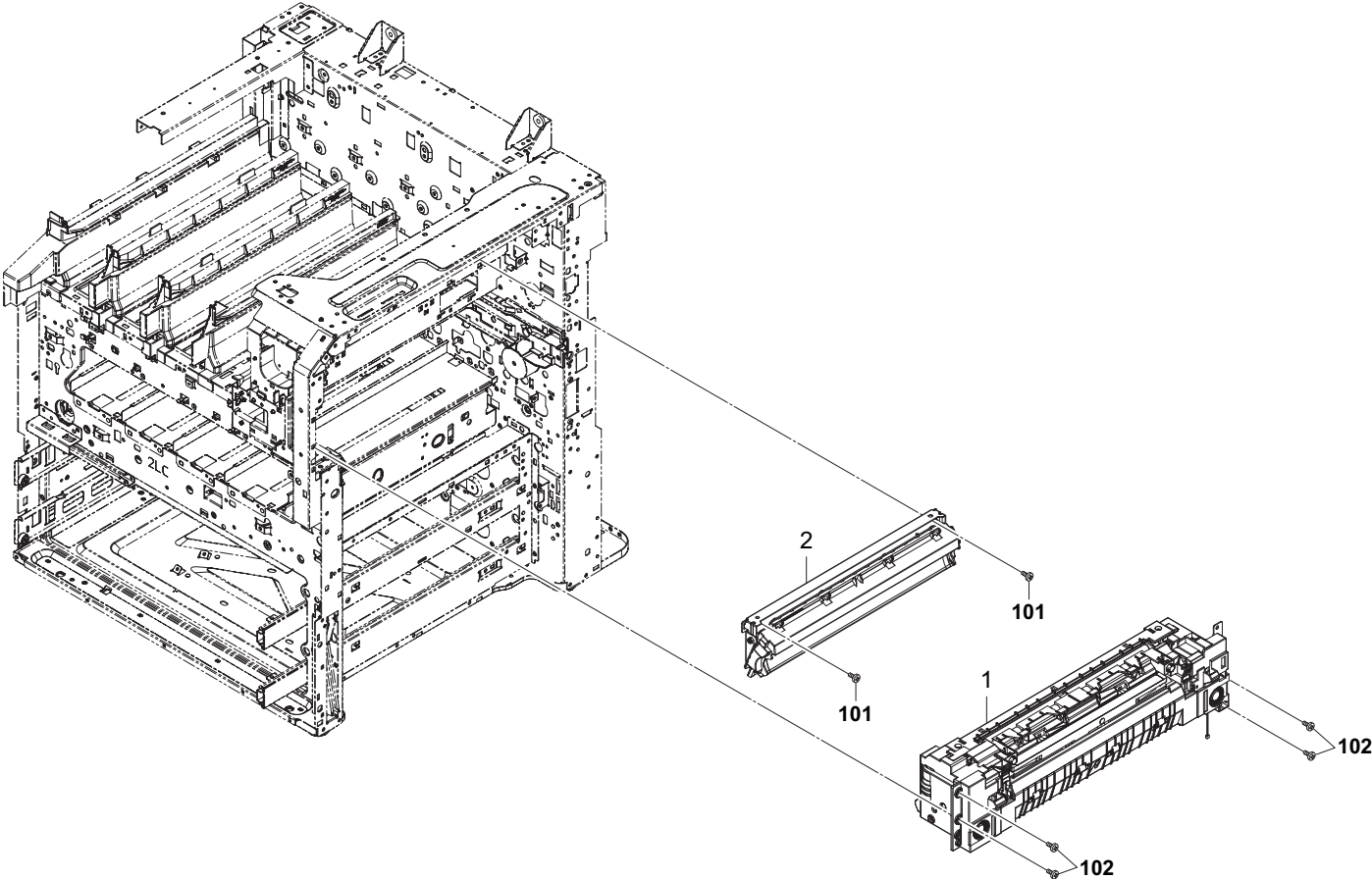


FIG. 18 Fuser Section

2L6/2N6/2N5/2N4-1

	Ref. No.	Part.No.	Alternative.	Description	Notes	Quantity		
						120	230	240
⊙	1	302N493021	2N493021	FK-8500	55ppm/45ppm	1	1	1
⊙	1	302L693021	2L693021	FK-8300	35ppm/30ppm	1	1	1
⊙	2	302LC93080	2LC93080	FK-8506 IH		1		
⊙	2	302LC93090	2LC93090	FK-8507 IH			1	1

	Ref. No.	Part.No.	Alternative.	Description	Notes	Quantity		
						120	230	240
	101	7BB700408H	BB105640	+BIND T.T S SCREW 4X8 SR				
	102	7BB700412H	BB106830	+BIND T.T S SCREW 4X12 SR				

- Parts with "⊙" indicate regular maintenance parts.
- Parts with Ref.No. indicate maintenance parts and the ones without it indicate out of the above.

- Parts with "•" are component parts or sub-assemblies of the assembly appearing immediately above them.
- Parts with "••" are component parts or sub-assembly with "•" appearing immediately above them.

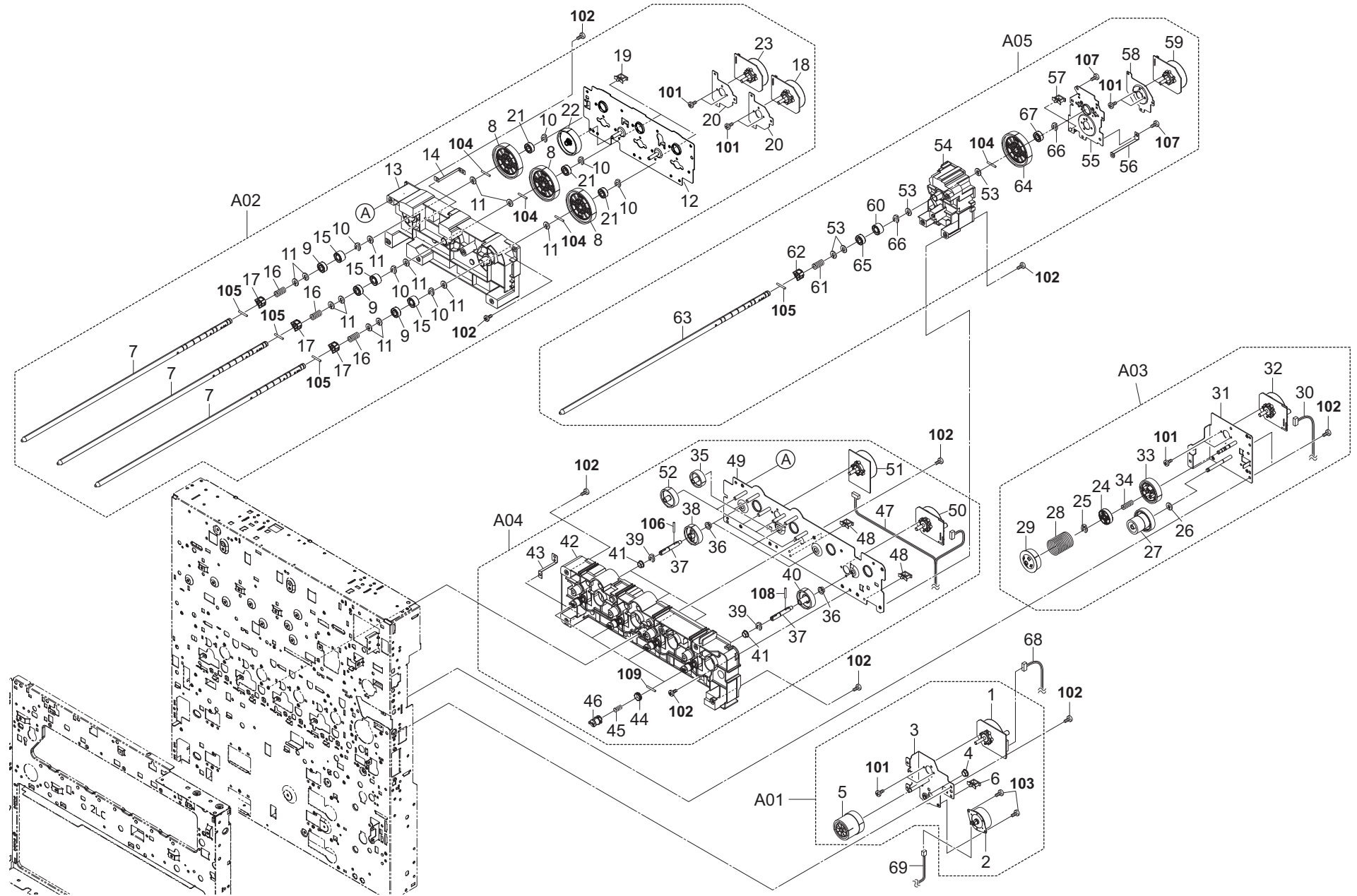


FIG. 19 Drive Section 1 (55ppm/45ppm)

2L6/2N6/2N5/2N4

	Ref. No.	Part.No.	Alternative.	Description	Notes	Quantity		
						120	230	240
⊙	A01	302LC94540	2LC94540	PARTS TRANSFER DRIVE UNIT H SP		1	1	1
⊙	1	*302K994290	2K994290	PARTS MOTOR-BL W30 DRUM SP		1	1	1
⊙	2	*302K994980	2K994980	PARTS MOTOR PM REGIST SP		1	1	1
	3	*302LC31740	2LC31740	PLATE TRANSFER DRIVE H		1	1	1
	4	*2A116180	2A116180	BUSHING,TRANSFER		1	1	1
⊙	5	*302K931920	2K931920	GEAR Z100R Z48R		1	1	1
	6	*7YZM610007++H01	YZ023340	ACCESS.SADDLE		1	1	1
⊙	A02	302N493100	2N493100	PARTS DRUM DRIVE H SP		1	1	1
	7	*302LC31090	2LC31090	SHAFT DRUM DRIVE		3	3	3
⊙	8	*302K931030	2K931030	GEAR Z160R		3	3	3
	9	*7BE010197431H01	BE119740	BEARING 6800Z(7MM)		3	3	3
	10	*302K921120	2K921120	STOPPER 8		6	6	6
	11	*302K931840	2K931840	CUT-WASHER 8X17		12	12	12
	12	*302LC31011	2LC31011	MOUNT DRUM DRIVE L		1	1	1
	13	*302LC31031	2LC31031	HOLDER DRUM DRIVE L		1	1	1
	14	*302LC31170	2LC31170	PLATE EARTH DRUM		1	1	1
	15	*302K931060	2K931060	HOLDER BEARING SUPPORT		3	3	3
	16	*302LC31070	2LC31070	SPRING DRUM JOINT		3	3	3
	17	*302K931130	2K931130	COUPLING DRUM		3	3	3
⊙	18	*302LC94461	2LC94461	PARTS MOTOR-BL W20 DRUM Z11 SP		1	1	1
	19	*7YZM610008++H01	YZ037940	ACCESS.SADDLE		2	2	2
	20	*302LC31080	2LC31080	PLATE MOTOR DRUM		2	2	2
	21	*302N631050	2N631050	BUSH DRUM DRIVE		3	3	3
	22	*302N631020	2N631020	GEAR Z120L		1	1	1
	23	*302K394201	2K394201	PARTS MOTOR-BL W30 SP		1	1	1
⊙	A03	302LC94651	2LC94651	PARTS FUSER DRIVE UNIT SP		1	1	1
	24	*302K931640	2K931640	JOINT FUSER DRIVE		1	1	1
	25	*5MVX1111DN003	2A806250	RING STOPPER /A-49 FEED A4		1	1	1
	26	*302LC31640	2LC31640	CUT WASHER 5X10		1	1	1
⊙	27	*302LC31630	2LC31630	GEAR Z54S-Z26R		1	1	1
	28	*302K931660	2K931660	SPRING JOINT		1	1	1
⊙	29	*302K931630	2K931630	GEAR Z50S JOINT		1	1	1
	30	*302K946540	2K946540	WIRE FUSER MOTOR		1	1	1
	31	*302LC31612	2LC31612	PLATE FUSER DRIVE		1	1	1
⊙	32	*302K994321	2K994321	PARTS MOTOR-BL W20 SP		1	1	1
⊙	33	*302K931620	2K931620	GEAR Z90R JOINT		1	1	1
	34	*302H731650	2H731650	SPRING PADDLE CONT D		1	1	1
⊙	A04	302MN93010	2MN93010	DR-8600		1	1	1
⊙	35	*302LC31160	2LC31160	GEAR Z60L		2	2	2
	36	*302H702590	2H702590	BUSH SCREW		4	4	4
	37	*302K931180	2K931180	SHAFT DLP DRIVE		4	4	4
⊙	38	*302LC31140	2LC31140	GEAR Z74L		3	3	3
	39	*2BC06910	2BC06910	STOPPER 6		4	4	4
⊙	40	*302K931190	2K931190	GEAR Z74R		1	1	1
	41	*302H024830	2H024830	BUSH 8		4	4	4
	42	*302LC31050	2LC31050	HOLDER MAIN DRIVE		1	1	1
	43	*302K931170	2K931170	PLATE EARTH MAIN		1	1	1
	44	*302FZ31280	2FZ31280	COLLAR DLP COUPLING		4	4	4
	45	*302BG22531	2BG22531	SPRING COUPLING DLP		4	4	4

- Parts with "⊙" indicate regular maintenance parts.
- Parts with Ref.No. indicate maintenance parts and the ones without it indicate out of the above.

	Ref. No.	Part.No.	Alternative.	Description	Notes	Quantity		
						120	230	240
	46	*302FZ31250	2FZ31250	COUPLING DLP DRIVE		4	4	4
	47	*302MN46180	2MN46180	WIRE DLP MOT		1	1	1
	48	*7YZM610008++H01	YZ037940	ACCESS.SADDLE		3	3	3
	49	*302LC31040	2LC31040	PLATE MAIN DRIVE		1	1	1
⊙	50	*302K994321	2K994321	PARTS MOTOR-BL W20 SP		1	1	1
⊙	51	*302LC94281	2LC94281	PARTS MOTOR-BL W40 SP		1	1	1
⊙	52	*302LC31150	2LC31150	GEAR Z72R		4	4	4
⊙	A05	302N493110	2N493110	PARTS DRUM DRIVE BK H SP		1	1	1
	53	*302K931840	2K931840	CUT-WASHER 8X17		4	4	4
	54	*302K931013	2K931013	HOLDER DRUM DRIVE		1	1	1
	55	*302K931022	2K931022	PLATE DRUM DRIVE		1	1	1
	56	*302K931070	2K931070	PLATE EARTH DRUM		1	1	1
	57	*7YZM610001++H01	YZ010230	ACCESS SADDLE		1	1	1
	58	*302K931100	2K931100	PLATE MOTOR DRUM		1	1	1
⊙	59	*302LC94461	2LC94461	PARTS MOTOR-BL W20 DRUM Z11 SP		1	1	1
	60	*302K931060	2K931060	HOLDER BEARING SUPPORT		1	1	1
	61	*302LC31070	2LC31070	SPRING DRUM JOINT		1	1	1
	62	*302K931130	2K931130	COUPLING DRUM		1	1	1
	63	*302K931041	2K931041	SHAFT DRUM DRIVE		1	1	1
⊙	64	*302K931030	2K931030	GEAR Z160R		1	1	1
	65	*7BE010197431H01	BE119740	BEARING 6800Z(7MM)		1	1	1
	66	*302K921120	2K921120	STOPPER 8		2	2	2
	67	*302N631050	2N631050	BUSH DRUM DRIVE		1	1	1
	68	302K946160	2K946160	WIRE MIDDLE TRANSFER MOTOR		1	1	1
	69	302K946550	2K946550	WIRE REGIST MOTOR		1	1	1
	101	7BB000304H	BB105720	+BIND M SCREW 3X4				
	102	7BB700408H	BB105640	+BIND T.T S SCREW 4X8 SR				
	103	7BB700308H	BB105600	+BIND T.T S SCREW 3X8 SR				
	104	7BP513040B0CH01	BP126470	PARALLEL PIN 3.0X40				
	105	7BP513012B0CH01	BP126430	PARALLEL PIN 3.0X12				
	106	7BP512522B0CH01	BP126460	PARALLEL PIN 2.5X22				
	107	7BB200410H	BB105700	+BIND T.T P SCREW 4X10				
	108	7BP512516B0CH01	BP126540	PARALLEL PIN 2.5X16				
	109	7BP512512B0CH01	BP126420	PARALLEL PIN 2.5X12				

- Parts with "*" are component parts or sub-assemblies of the assembly appearing immediately above them.
- Parts with "*••" are component parts or sub-assembly with "*•" appearing immediately above them.

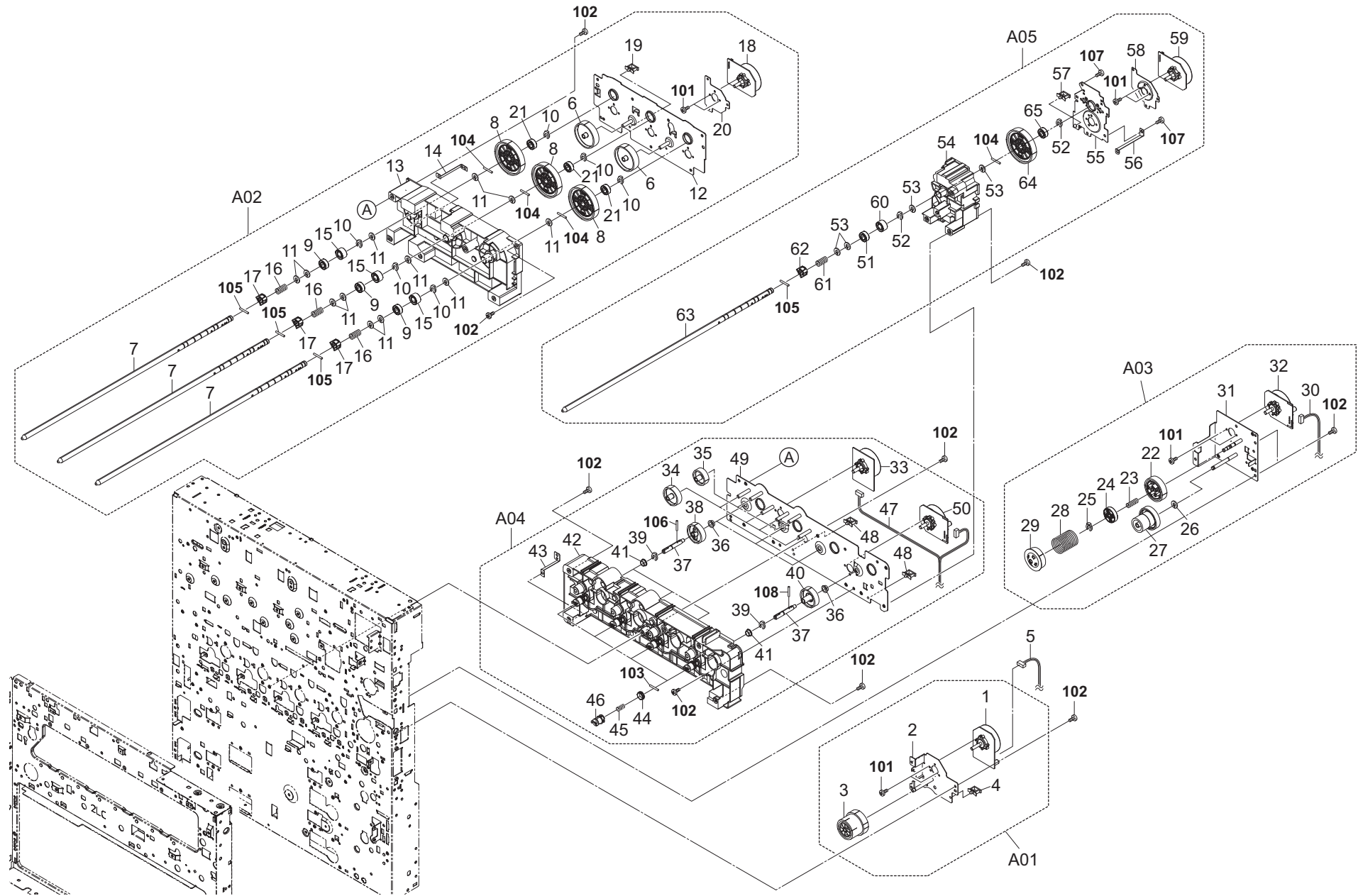


FIG. 19 Drive Section 1 (35ppm/30ppm)

2L6/2N6/2N5/2N4

Ref. No.	Part.No.	Alternative.	Description	Notes	Quantity		
					120	230	240
⊙ A01	302LC94070	2LC94070	PARTS TRANSFER DRIVE ASSY SP		1	1	1
⊙ 1	*302K994290	2K994290	PARTS MOTOR-BL W30 DRUM SP		1	1	1
2	*302LC31710	2LC31710	PLATE TRANSFER DRIVE		1	1	1
⊙ 3	*302LC31720	2LC31720	GEAR Z110R-Z48R		1	1	1
4	*7YZM610007++H01	YZ023340	ACCESS.SADDLE		1	1	1
5	302K946160	2K946160	WIRE MIDDLE TRANSFER MOTOR		1	1	1
⊙ A02	302L693070	2L693070	PARTS DRUM DRIVE L UNIT SP		1	1	1
⊙ 6	*302N631020	2N631020	GEAR Z120L		2	2	2
7	*302LC31090	2LC31090	SHAFT DRUM DRIVE		3	3	3
⊙ 8	*302N631010	2N631010	GEAR Z160R		3	3	3
9	*7BE010197431H01	BE119740	BEARING 6800ZZ(7MM)		3	3	3
10	*302K921120	2K921120	STOPPER 8		6	6	6
11	*302K931840	2K931840	CUT-WASHER 8X17		12	12	12
12	*302LC31011	2LC31011	MOUNT DRUM DRIVE L		1	1	1
13	*302LC31031	2LC31031	HOLDER DRUM DRIVE L		1	1	1
14	*302LC31170	2LC31170	PLATE EARTH DRUM		1	1	1
15	*302K931060	2K931060	HOLDER BEARING SUPPORT		3	3	3
16	*302LC31070	2LC31070	SPRING DRUM JOINT		3	3	3
17	*302K931130	2K931130	COUPLING DRUM		3	3	3
⊙ 18	*302K394201	2K394201	PARTS MOTOR-BL W30 SP		1	1	1
19	*7YZM610008++H01	YZ037940	ACCESS.SADDLE		1	1	1
20	*302LC31080	2LC31080	PLATE MOTOR DRUM		1	1	1
21	*302N631050	2N631050	BUSH DRUM DRIVE		3	3	3
⊙ A03	302LK94032	2LK94032	PARTS FUSER DRIVE L UNIT SP		1	1	1
⊙ 22	*302K931620	2K931620	GEAR Z90R JOINT		1	1	1
23	*302H731650	2H731650	SPRING PADDLE CONT D		1	1	1
24	*302K931640	2K931640	JOINT FUSER DRIVE		1	1	1
25	*5MVX111DN003	2A806250	RING STOPPER /A-49 FEED A4		1	1	1
26	*302LC31640	2LC31640	CUT WASHER 5X10		1	1	1
⊙ 27	*302LC31620	2LC31620	GEAR Z54S-Z26S		1	1	1
28	*302K931660	2K931660	SPRING JOINT		1	1	1
⊙ 29	*302K931630	2K931630	GEAR Z50S JOINT		1	1	1
30	*302K946540	2K946540	WIRE FUSER MOTOR		1	1	1
31	*302LC31612	2LC31612	PLATE FUSER DRIVE		1	1	1
⊙ 32	*302LC94291	2LC94291	PARTS MOTOR-BL W10 SP		1	1	1
⊙ A04	302N493010	2N493010	PARTS MAIN DRIVE L UNIT SP		1	1	1
⊙ 33	*302K994331	2K994331	PARTS MOTOR-BL W30 SP		1	1	1
⊙ 34	*302LC31150	2LC31150	GEAR Z72R		4	4	4
⊙ 35	*302LC31160	2LC31160	GEAR Z60L		2	2	2
36	*302H702590	2H702590	BUSH SCREW		4	4	4
37	*302K931180	2K931180	SHAFT DLP DRIVE		4	4	4
⊙ 38	*302LC31140	2LC31140	GEAR Z74L		3	3	3
39	*2BC06910	2BC06910	STOPPER 6		4	4	4
⊙ 40	*302K931190	2K931190	GEAR Z74R		1	1	1
41	*302H024830	2H024830	BUSH 8		4	4	4
42	*302LC31050	2LC31050	HOLDER MAIN DRIVE		1	1	1
43	*302K931170	2K931170	PLATE EARTH MAIN		1	1	1
44	*302FZ31280	2FZ31280	COLLAR DLP COUPLING		4	4	4
45	*302BG22531	2BG22531	SPRING COUPLING DLP		4	4	4

Ref. No.	Part.No.	Alternative.	Description	Notes	Quantity		
					120	230	240
46	*302FZ31250	2FZ31250	COUPLING DLP DRIVE		4	4	4
47	*302MN46180	2MN46180	WIRE DLP MOT		1	1	1
48	*7YZM610008++H01	YZ037940	ACCESS.SADDLE		2	2	2
49	*302LC31040	2LC31040	PLATE MAIN DRIVE		1	1	1
⊙ 50	*302K994321	2K994321	PARTS MOTOR-BL W20 SP		1	1	1
⊙ A05	302L693090	2L693090	PARTS DRUM DRIVE BK L SP		1	1	1
51	*7BE010197431H01	BE119740	BEARING 6800ZZ(7MM)		1	1	1
52	*302K921120	2K921120	STOPPER 8		2	2	2
53	*302K931840	2K931840	CUT-WASHER 8X17		4	4	4
54	*302K931013	2K931013	HOLDER DRUM DRIVE		1	1	1
55	*302K931022	2K931022	PLATE DRUM DRIVE		1	1	1
56	*302K931070	2K931070	PLATE EARTH DRUM		1	1	1
57	*7YZM610001++H01	YZ010230	ACCESS SADDLE		1	1	1
58	*302K931100	2K931100	PLATE MOTOR DRUM		1	1	1
⊙ 59	*302LC94461	2LC94461	PARTS MOTOR-BL W20 DRUM Z11 SP		1	1	1
60	*302K931060	2K931060	HOLDER BEARING SUPPORT		1	1	1
61	*302LC31070	2LC31070	SPRING DRUM JOINT		1	1	1
62	*302K931130	2K931130	COUPLING DRUM		1	1	1
63	*302K931041	2K931041	SHAFT DRUM DRIVE		1	1	1
⊙ 64	*302N631010	2N631010	GEAR Z160R		1	1	1
65	*302N631050	2N631050	BUSH DRUM DRIVE		1	1	1
101	7BB000304H	BB105720	+BIND M SCREW 3X4				
102	7BB700408H	BB105640	+BIND T.T S SCREW 4X8 SR				
103	7BP512512B0CH01	BP126420	PARALLEL PIN 2.5X12				
104	7BP513040B0CH01	BP126470	PARALLEL PIN 3.0X40				
105	7BP513012B0CH01	BP126430	PARALLEL PIN 3.0X12				
106	7BP512522B0CH01	BP126460	PARALLEL PIN 2.5X22				
107	7BB200410H	BB105700	+BIND T.T P SCREW 4X10				
108	7BP512516B0CH01	BP126540	PARALLEL PIN 2.5X16				

- Parts with "⊙" indicate regular maintenance parts.
- Parts with Ref.No. indicate maintenance parts and the ones without it indicate out of the above.

- Parts with "*" are component parts or sub-assemblies of the assembly appearing immediately above them.
- Parts with "*•" are component parts or sub-assembly with "*" appearing immediately above them.

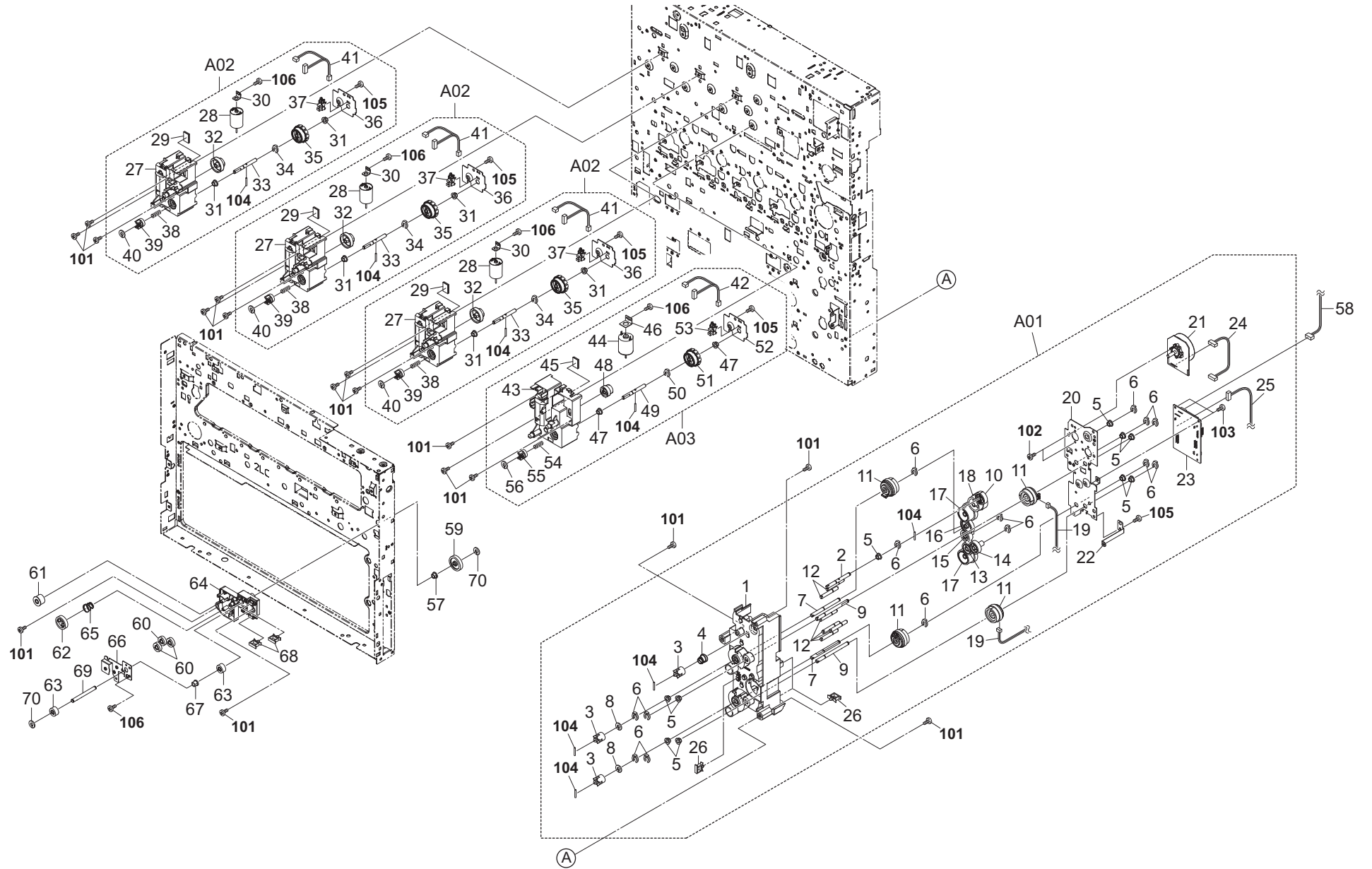


FIG. 20 Drive Section 2 (55ppm/45ppm)

2L6/2N6/2N5/2N4-2

Ref. No.	Part.No.	Alternative.	Description	Notes	Quantity		
					120	230	240
⊙ A01	302N493030	2N493030	PARTS FEED DRIVE H UNIT SP		1	1	1
1	*302K931411	2K931411	HOLDER FEED DRIVE		1	1	1
2	*302K931441	2K931441	SHAFT MID DRIVE		1	1	1
3	*302K931530	2K931530	COUPLING DRIVE		3	3	3
4	*302H712650	2H712650	SPRING DRUM JOINT		1	1	1
5	*302H702590	2H702590	BUSH SCREW		10	10	10
6	*5MVX111DN003	2A806250	RING STOPPER /A-49 FEED A4		14	14	14
7	*302K931431	2K931431	SHAFT FEED DRIVE		2	2	2
8	*302K924820	2K924820	CUT-WASHER 4		2	2	2
9	*302K931480	2K931480	SHAFT ASSIST DRIVE		2	2	2
⊙ 10	*302K931490	2K931490	GEAR Z28L		1	1	1
⊙ 11	*302KV44041	2KV44041	CLUTCH 50 Z35R		4	4	4
12	*302K931450	2K931450	PIN FEED DRIVE		6	6	6
⊙ 13	*302K931500	2K931500	GEAR Z28R		1	1	1
⊙ 14	*302K931550	2K931550	GEAR Z27L		1	1	1
15	*302JZ31170	2JZ31170	GEAR Z27L MAIN		1	1	1
⊙ 16	*302K931510	2K931510	GEAR Z35R		1	1	1
⊙ 17	*302K931520	2K931520	GEAR Z40L-Z34L		2	2	2
⊙ 18	*302K931470	2K931470	GEAR Z61R-Z34R		1	1	1
19	*302K946690	2K946690	WIRE ASSIST CLUTCH		2	2	2
20	*302K931420	2K931420	PLATE FEED DRIVE		1	1	1
⊙ 21	*302K994331	2K994331	PARTS MOTOR-BL W30 SP		1	1	1
22	*302K931540	2K931540	PLATE EARTH FEED		1	1	1
⊙ 23	*302N494170	2N494170	PARTS PWB FEED 2 ASSY SP		1	1	1
24	*302K946441	2K946441	WIRE FEED MOTOR		1	1	1
25	*302K946AB0	2K946AB0	WIRE FEED CLUTCH		1	1	1
26	*7YZM610007++H01	YZ023340	ACCESS.SADDLE		3	3	3
⊙ A02	302LC94150	2LC94150	PARTS CONT DRIVE UNIT COL SP		3	3	3
27	*302K931740	2K931740	HOLDER CONT DRIVE C		3	3	3
⊙ 28	*302LC94190	302LC94190	PARTS CONV RELEASE MOTOR ASSY SP		3	3	3
29	*302LC31511	2LC31511	SEAL MOTOR DC		3	3	3
30	*302K908660	2K908660	PLATE DC MOTOR 6		3	3	3
31	*302H702590	2H702590	BUSH SCREW		6	6	6
⊙ 32	*302K931810	2K931810	WORM WHEEL Z40L-Z20S		3	3	3
33	*302K931780	2K931780	SHAFT CONT DRIVE		3	3	3
34	*5MVX111DN003	2A806250	RING STOPPER /A-49 FEED A4		3	3	3
⊙ 35	*302K931830	2K931830	GEAR Z34S JOINT		3	3	3
36	*302K931720	2K931720	PLATE CONT DRIVE		3	3	3
⊙ 37	*7NXGP1A173LCH01	NX115300	SENSOR OPT.		3	3	3
38	*302H731650	2H731650	SPRING PADDLE CONT D		3	3	3
39	*302H731640	2H731640	COUPLING CONT D		3	3	3
40	*2BG22990	2BG22990	CUT WASHER 4		3	3	3
41	*302LC46560	2LC46560	WIRE CONTAINER		3	3	3
⊙ A03	302LC94160	2LC94160	PARTS CONT DRIVE UNIT K SP		1	1	1
42	*302LC46570	2LC46570	WIRE CONTAINER K		1	1	1
43	*302K931710	2K931710	HOLDER CONT DRIVE K		1	1	1
⊙ 44	*302K994D00	2K994D00	PARTS DC MOTOR ASSY B SP		1	1	1
45	*302LC31511	2LC31511	SEAL MOTOR DC		1	1	1
46	*302K902610	2K902610	PLATE DC MOTOR 10		1	1	1

Ref. No.	Part.No.	Alternative.	Description	Notes	Quantity		
					120	230	240
47	*302H702590	2H702590	BUSH SCREW		2	2	2
⊙ 48	*302K931760	2K931760	WORM WHEEL Z56L-Z20S		1	1	1
49	*302K931780	2K931780	SHAFT CONT DRIVE		1	1	1
50	*5MVX111DN003	2A806250	RING STOPPER /A-49 FEED A4		1	1	1
⊙ 51	*302K931830	2K931830	GEAR Z34S JOINT		1	1	1
⊙ 52	*302K931720	2K931720	PLATE CONT DRIVE		1	1	1
⊙ 53	*7NXGP1A173LCH01	NX115300	SENSOR OPT.		1	1	1
54	*302H731650	2H731650	SPRING PADDLE CONT D		1	1	1
55	*302H731640	2H731640	COUPLING CONT D		1	1	1
56	*2BG22990	2BG22990	CUT WASHER 4		1	1	1
57	302H702590	2H702590	BUSH SCREW		1	1	1
58	302K946930	2K946930	WIRE FEED POWER		1	1	1
⊙ 59	302K903130	2K903130	GEAR Z35S		1	1	1
⊙ 60	302H006120	2H006120	GEAR Z20S JOINT FEED B		3	3	3
⊙ 61	302LC03130	2LC03130	GEAR Z20S		1	1	1
⊙ 62	302LC03140	2LC03140	GEAR Z30S COUPLING		1	1	1
⊙ 63	302K903140	2K903140	GEAR Z18S		2	2	2
64	302LC03160	2LC03160	MOUNT DRIVE		1	1	1
65	302LC03200	2LC03200	SPRING COUPLING		1	1	1
66	302LC03170	2LC03170	PLATE DRIVE		1	1	1
67	2BC06520	2BC06520	BUSHING 6,REGISTRATION		1	1	1
68	*7YZM610008++H01	YZ037940	ACCESS.SADDLE		2	2	2
69	302LC03150	2LC03150	SHAFT DRIVE C		1	1	1
70	302FB09830	2FB09830	CUT WASHER 4		2	2	2
101	7BB700408H	BB105640	+BIND T.T S SCREW 4X8 SR				
102	7BB000304H	BB105720	+BIND M SCREW 3X4				
103	7BB700308H	BB105600	+BIND T.T S SCREW 3X8 SR				
104	5MBP2012WXSP	E0020120	SPRING PIN / M2 X 12 S-BLK				
105	7BB200410H	BB105700	+BIND T.T P SCREW 4X10				
106	7BB200308H	BB105660	+BIND T.T P SCREW 3X8				

- Parts with "⊙" indicate regular maintenance parts.
- Parts with Ref.No. indicate maintenance parts and the ones without it indicate out of the above.

- Parts with "*" are component parts or sub-assemblies of the assembly appearing immediately above them.
- Parts with "••" are component parts or sub-assembly with "•" appearing immediately above them.

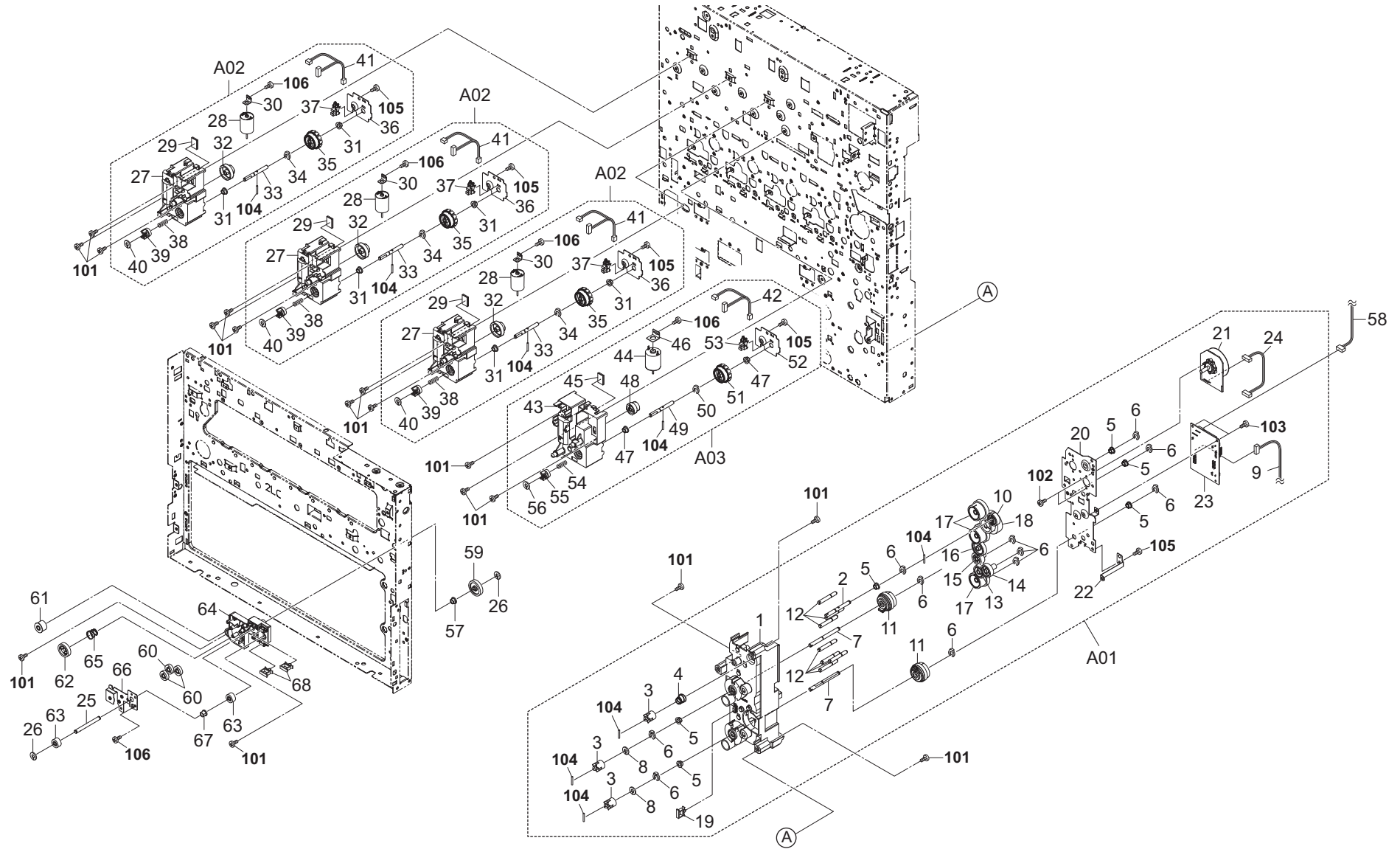


FIG. 20 Drive Section 2 (35ppm/30ppm)

2L6/2N6/2N5/2N4-2

Ref. No.	Part.No.	Alternative.	Description	Notes	Quantity		
					120	230	240
⊙ A01	302L693080	2L693080	PARTS FEED DRIVE L SP		1	1	1
1	*302K931411	2K931411	HOLDER FEED DRIVE		1	1	1
2	*302K931441	2K931441	SHAFT MID DRIVE		1	1	1
3	*302K931530	2K931530	COUPLING DRIVE		3	3	3
4	*302H712650	2H712650	SPRING DRUM JOINT		1	1	1
5	*302H702590	2H702590	BUSH SCREW		6	6	6
6	*5MVX111DN003	2A806250	RING STOPPER /A-49 FEED A4		11	11	11
7	*302K931431	2K931431	SHAFT FEED DRIVE		2	2	2
8	*302K924820	2K924820	CUT-WASHER 4		2	2	2
9	*302K946AB0	2K946AB0	WIRE FEED CLUTCH		1	1	1
⊙ 10	*302K931490	2K931490	GEAR Z28L		1	1	1
⊙ 11	*302KV44041	2KV44041	CLUTCH 50 Z35R		2	2	2
12	*302K931450	2K931450	PIN FEED DRIVE		7	7	7
⊙ 13	*302K931500	2K931500	GEAR Z28R		1	1	1
⊙ 14	*302K931550	2K931550	GEAR Z27L		1	1	1
15	*302JZ31170	2JZ31170	GEAR Z27L MAIN		1	1	1
⊙ 16	*302K931510	2K931510	GEAR Z35R		1	1	1
⊙ 17	*302K931520	2K931520	GEAR Z40L-Z34L		3	3	3
⊙ 18	*302LC31410	2LC31410	GEAR Z79R-Z34R		1	1	1
19	*7YZM610007++H01	YZ023340	ACCESS.SADDLE		1	1	1
20	*302K931420	2K931420	PLATE FEED DRIVE		1	1	1
⊙ 21	*302K994321	2K994321	PARTS MOTOR-BL W20 SP		1	1	1
22	*302K931540	2K931540	PLATE EARTH FEED		1	1	1
⊙ 23	*302N694040	2N694040	PARTS PWB FEED 2 ASSY SP		1	1	1
24	*302LC46440	2LC46440	WIRE FEED MOTOR		1	1	1
25	302LC03150	2LC03150	SHAFT DRIVE C		1	1	1
26	302FB09830	2FB09830	CUT WASHER 4		2	2	2
⊙ A02	302LC94150	2LC94150	PARTS CONT DRIVE UNIT COL SP		3	3	3
27	*302K931740	2K931740	HOLDER CONT DRIVE C		3	3	3
⊙ 28	*302LC94190	302LC94190	PARTS CONV RELEASE MOTOR ASSY SP		3	3	3
29	*302LC31511	2LC31511	SEAL MOTOR DC		3	3	3
30	*302K908660	2K908660	PLATE DC MOTOR 6		3	3	3
31	*302H702590	2H702590	BUSH SCREW		6	6	6
⊙ 32	*302K931810	2K931810	WORM WHEEL Z40L-Z20S		3	3	3
33	*302K931780	2K931780	SHAFT CONT DRIVE		3	3	3
34	*5MVX111DN003	2A806250	RING STOPPER /A-49 FEED A4		3	3	3
⊙ 35	*302K931830	2K931830	GEAR Z34S JOINT		3	3	3
36	*302K931720	2K931720	PLATE CONT DRIVE		3	3	3
⊙ 37	*7NXGP1A173LCH01	NX115300	SENSOR OPT.		3	3	3
38	*302H731650	2H731650	SPRING PADDLE CONT D		3	3	3
39	*302H731640	2H731640	COUPLING CONT D		3	3	3
40	*2BG22990	2BG22990	CUT WASHER 4		3	3	3
41	*302LC46560	2LC46560	WIRE CONTAINER		3	3	3
⊙ A03	302LC94160	2LC94160	PARTS CONT DRIVE UNIT K SP		1	1	1
42	*302LC46570	2LC46570	WIRE CONTAINER K		1	1	1
43	*302K931710	2K931710	HOLDER CONT DRIVE K		1	1	1
⊙ 44	*302K994D00	2K994D00	PARTS DC MOTOR ASSY B SP		1	1	1
45	*302LC31511	2LC31511	SEAL MOTOR DC		1	1	1
46	*302K902610	2K902610	PLATE DC MOTOR 10		1	1	1

Ref. No.	Part.No.	Alternative.	Description	Notes	Quantity		
					120	230	240
47	*302H702590	2H702590	BUSH SCREW		2	2	2
⊙ 48	*302K931760	2K931760	WORM WHEEL Z56L-Z20S		1	1	1
49	*302K931780	2K931780	SHAFT CONT DRIVE		1	1	1
50	*5MVX111DN003	2A806250	RING STOPPER /A-49 FEED A4		1	1	1
⊙ 51	*302K931830	2K931830	GEAR Z34S JOINT		1	1	1
⊙ 52	*302K931720	2K931720	PLATE CONT DRIVE		1	1	1
⊙ 53	*7NXGP1A173LCH01	NX115300	SENSOR OPT.		1	1	1
54	*302H731650	2H731650	SPRING PADDLE CONT D		1	1	1
55	*302H731640	2H731640	COUPLING CONT D		1	1	1
56	*2BG22990	2BG22990	CUT WASHER 4		1	1	1
57	302H702590	2H702590	BUSH SCREW		1	1	1
58	302K946930	2K946930	WIRE FEED POWER		1	1	1
⊙ 59	302K903130	2K903130	GEAR Z35S		1	1	1
⊙ 60	302H006120	2H006120	GEAR Z20S JOINT FEED B		3	3	3
⊙ 61	302LC03130	2LC03130	GEAR Z20S		1	1	1
⊙ 62	302LC03140	2LC03140	GEAR Z30S COUPLING		1	1	1
⊙ 63	302K903140	2K903140	GEAR Z18S		2	2	2
64	302LC03160	2LC03160	MOUNT DRIVE		1	1	1
65	302LC03200	2LC03200	SPRING COUPLING		1	1	1
66	302LC03170	2LC03170	PLATE DRIVE		1	1	1
67	2BC06520	2BC06520	BUSHING 6,REGISTRATION		1	1	1
68	*7YZM610008++H01	YZ037940	ACCESS.SADDLE		2	2	2
101	7BB700408H	BB105640	+BIND T.T S SCREW 4X8 SR				
102	7BB000304H	BB105720	+BIND M SCREW 3X4				
103	7BB700308H	BB105600	+BIND T.T S SCREW 3X8 SR				
104	5MBP2012WXSP	E0020120	SPRING PIN / M2 X 12 S-BLK				
105	7BB200410H	BB105700	+BIND T.T P SCREW 4X10				
106	7BB200308H	BB105660	+BIND T.T P SCREW 3X8				

- Parts with "⊙" indicate regular maintenance parts.
- Parts with Ref.No. indicate maintenance parts and the ones without it indicate out of the above.

- Parts with "*" are component parts or sub-assemblies of the assembly appearing immediately above them.
- Parts with "••" are component parts or sub-assembly with "•" appearing immediately above them.

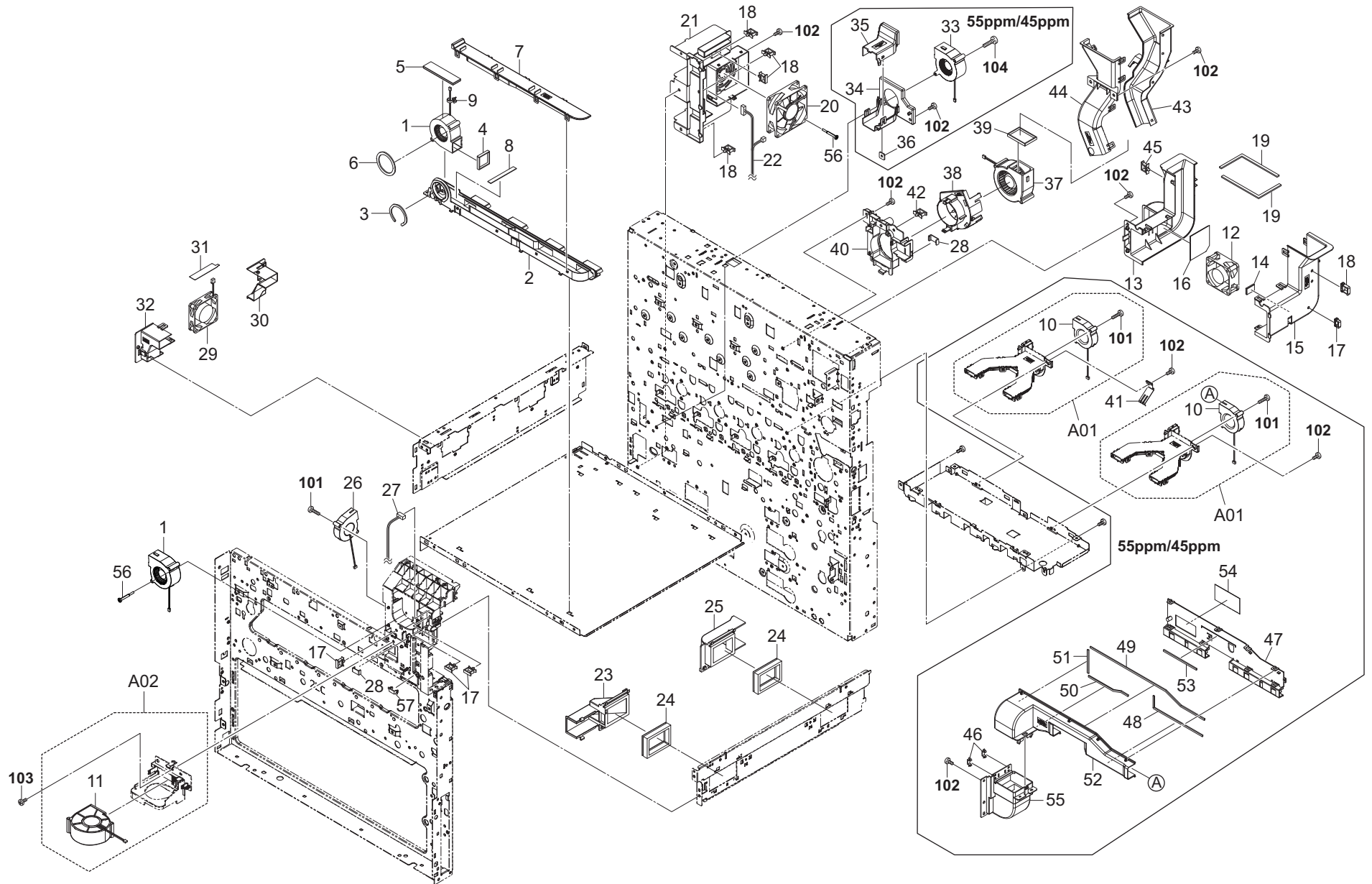


FIG. 21 Cooling Section

2L6/2N6/2N5/2N4-2

Ref. No.	Part.No.	Alternative.	Description	Notes	Quantity		
					120	230	240
⊙ 1	302LC94380	2LC94380	PARTS FAN COOLING LSU 60 SP		2	2	2
2	302K933051	2K933051	DUCT LSU LOW		1	1	1
3	302K933551	2K933551	SEAL LSU DUCT		1	1	1
4	302LC33560	2LC33560	SEAL INNER COOLING E		1	1	1
5	302LC33550	2LC33550	SEAL INNER COOLING D		1	1	1
6	302LC33540	2LC33540	SEAL INNER COOLING C		1	1	1
7	302K933061	2K933061	DUCT LSU UP		1	1	1
8	302LC33570	2LC33570	SEAL INNER COOLING F		1	1	1
9	7YZM420003++H01	YZ052580	ACCESS.BAND		1	1	1
⊙ A01	302K994080	2K994080	PARTS FAN TONER UNIT(COLOR) SP	55ppm/45ppm	2	2	2
⊙ 10	*302FZ94660	2FZ94660	PARTS,FAN IMAGE SP	55ppm/45ppm	2	2	2
⊙ A02	302K994090	2K994090	PARTS FAN FUSER FRONT UNIT SP		1	1	1
⊙ 11	*302K994350	2K994350	PARTS FAN COOLING DLP 70 SP		1	1	1
⊙ 12	302GR44080	2GR44080	FAN LSU 60-25		1	1	1
13	302K933151	2K933151	DUCT EXIT RIGHT		1	1	1
14	302LC33510	2LC33510	FILM FUSER DUCT		1	1	1
15	302K933161	2K933161	DUCT EXIT LEFT		1	1	1
16	302LC31511	2LC31511	SEAL MOTOR DC		1	1	1
17	7YZM610001++H01	YZ010230	ACCESS SADDLE		4	4	4
18	7YZM610003++H01	YZ010250	ACCESS SADDLE		5	5	5
19	302K933580	2K933580	SEAL DUCT EXIT		2	2	2
⊙ 20	302HN44010	2HN44010	FAN MOTOR		1	1	1
21	302K933281	2K933281	HOLDER FAN LOW VOLT		1	1	1
22	302K946640	2K946640	WIRE LVU FAN		1	1	1
23	302LC33090	2LC33090	DUCT IH FRONT		1	1	1
24	302LC33200	2LC33200	SEAL IH DUCT		2	2	2
25	302LC33110	2LC33110	DUCT IH REAR		1	1	1
⊙ 26	302FZ94660	2FZ94660	PARTS,FAN IMAGE SP		1	1	1
27	302N446310	2N446310	WIRE EXIT FAN		1	1	1
28	303LL02330	3LL02330	HOLDER WIRE D		2	2	2
⊙ 29	302FZ94420	2FZ94420	PARTS,FAN COOLING CONVEYING SP		1	1	1
30	302LC33020	2LC33020	DUCT FAN BELT LEFT		1	1	1
31	302LC33210	2LC33210	SHEET FAN BELT		1	1	1
32	302LC33010	2LC33010	DUCT FAN BELT RIGHT		1	1	1
⊙ 33	302LC94380	2LC94380	PARTS FAN COOLING LSU 60 SP	55ppm/45ppm	1	1	1
34	302LC33450	2LC33450	DUCT DLP C	55ppm/45ppm	1	1	1
35	302LC33460	2LC33460	DUCT DLP D	55ppm/45ppm	1	1	1
36	3CY06030	3CY06030	RETAINER M4	55ppm/45ppm	1	1	1
⊙ 37	302K994350	2K994350	PARTS FAN COOLING DLP 70 SP		1	1	1
38	302LC33471	2LC33471	DUCT FUSER LOW		1	1	1
39	302HG02450	2HG02450	SEAL FRAME MIDDLE A		1	1	1
40	302K933190	2K933190	DUCT FUSER REAR		1	1	1
41	302LC02590	2LC02590	PLATE EARTH DRUM DRIVE	55ppm/45ppm	1	1	1
42	7YZM610002++H01	YZ010240	ACCESS SADDLE		1	1	1
43	302K933560	2K933560	DUCT FUSER RIGHT		1	1	1
44	302K933572	2K933572	DUCT FUSER LEFT		1	1	1
45	M70AF010	M70AF010	CLAMP,LCT-1.SIEM(TAKEUCHI)		1	1	1
46	302K931080	2K931080	WIRE STOPPER	55ppm/45ppm	2	2	2
47	302K933111	2K933111	DUCT TONER REAR	55ppm/45ppm	1	1	1

Ref. No.	Part.No.	Alternative.	Description	Notes	Quantity		
					120	230	240
48	302K933470	2K933470	SEAL TONER REAR A	55ppm/45ppm	1	1	1
49	302K933480	2K933480	SEAL TONER REAR B	55ppm/45ppm	1	1	1
50	302K933490	2K933490	SEAL TONER REAR C	55ppm/45ppm	1	1	1
51	302K933500	2K933500	SEAL TONER REAR D	55ppm/45ppm	1	1	1
52	302K933101	2K933101	DUCT TONER MIDDLE	55ppm/45ppm	1	1	1
53	302K933540	2K933540	SEAL TONER REAR E	55ppm/45ppm	1	1	1
54	302K933320	2K933320	SHEET DUCT DLP C	55ppm/45ppm	1	1	1
55	302LC33070	2LC33070	DUCT TONER SIDE	55ppm/45ppm	1	1	1
56	302H733430	2H733430	SCREW FAN		2	2	2
57	7YZM390011++H01	YZ050250	ACCESS.CLAMP		1	1	1
101	7BB200320H	BB113430	+BIND T.T P SCREW 3X20				
102	7BB700408H	BB105640	+BIND T.T S SCREW 4X8 SR				
103	7BB200410H	BB105700	+BIND T.T P SCREW 4X10				
104	7BB700435H	BB112520	+BIND T.T S SCREW 4X35 SR				

- Parts with "⊙" indicate regular maintenance parts.
- Parts with Ref.No. indicate maintenance parts and the ones without it indicate out of the above.

- Parts with "*" are component parts or sub-assemblies of the assembly appearing immediately above them.
- Parts with "••" are component parts or sub-assembly with "•" appearing immediately above them.

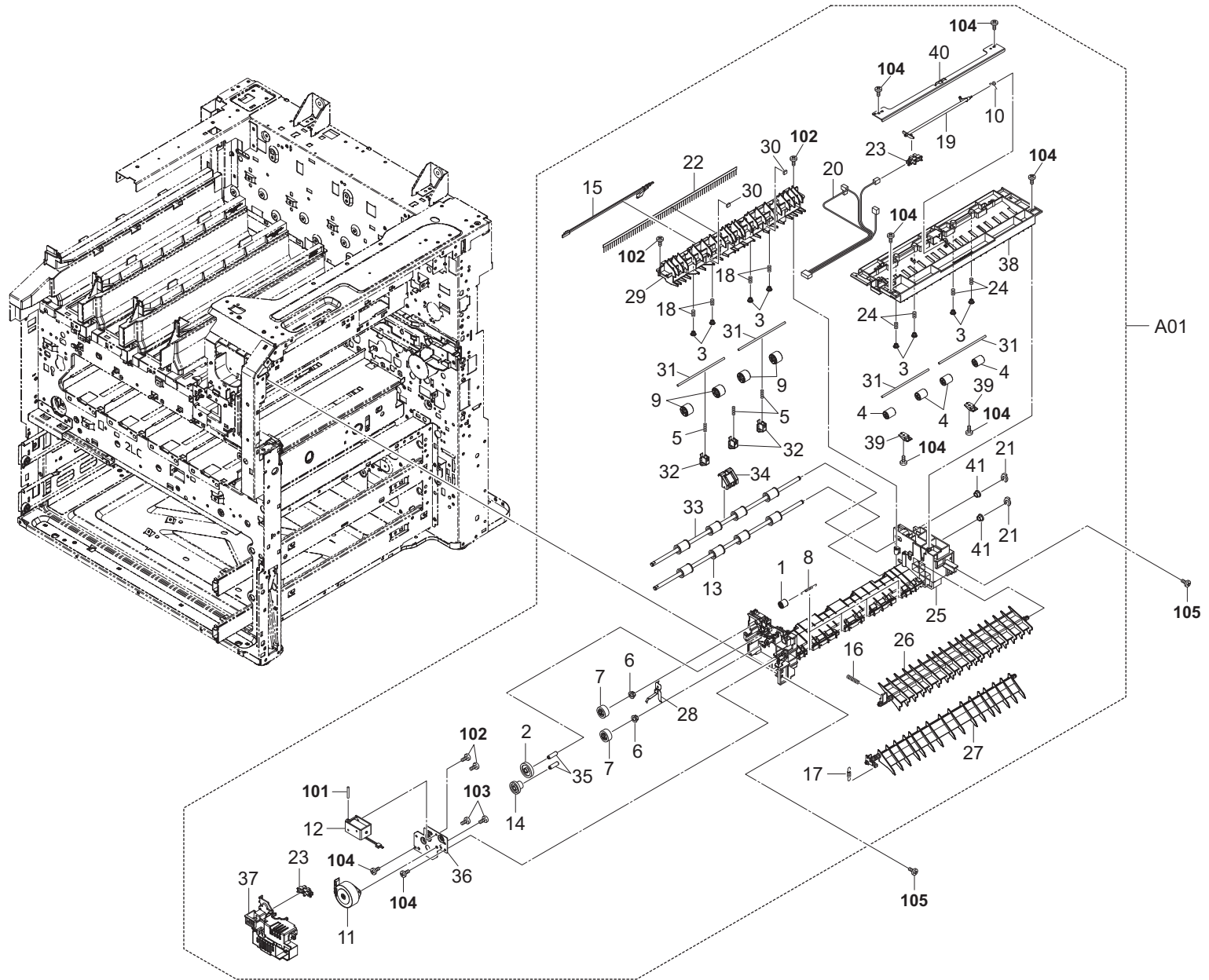


FIG. 22 Exit Section

2L6/2N6/2N5/2N4

Ref. No.	Part.No.	Alternative.	Description	Notes	Quantity		
					120	230	240
⊙ A01	302LH94272	2LH94272	PARTS EXIT UNIT B SP		1	1	1
1	*2FM02210	5MVM274DN002	PULLEY MID /B-11 FRAME A4		4	4	4
⊙ 2	*2FM02320	5MVG144DN003	GEAR FD Z31 /B-11 FRAME A4		1	1	1
3	*2FM04150	5MVM163DN005	CAP SPRING /B-11 ENCLOSURE A4		8	8	8
4	*302F929260	2F929260	PULLEY DU LOW		4	4	4
5	*302FZ28270	2FZ28270	SPRING EXIT PUSH		3	3	3
6	*302H024370	2H024370	BUSH 6 EW		2	2	2
⊙ 7	*302H728080	2H728080	GEAR Z23S EXIT		2	2	2
8	*302HN28120	2HN28120	SPRING PULLEY A		4	4	4
9	*302JF22010	2JF22010	PULLEY MIDDLE		4	4	4
10	*302K928190	2K928190	SPRING-TORSION SWITCHBACK		1	1	1
⊙ 11	*302K994300	2K994300	PARTS MOTOR PM FEED SP		1	1	1
⊙ 12	*302K994370	2K994370	PARTS SOLENOID FEED SHIFT SP		1	1	1
⊙ 13	*302LC94350	2LC94350	PARTS ROLLER EXIT SP		1	1	1
⊙ 14	*302LC94360	2LC94360	PARTS GEAR Z40R Z14S IDLE SP		1	1	1
15	*302LC28091	2LC28091	ACTUATOR EXIT SENSOR		1	1	1
16	*302LC28100	2LC28100	SPRING-COMPRESSION		1	1	1
17	*302LC28110	2LC28110	SPRING-EXTENSION		1	1	1
18	*302LC28150	2LC28150	SPRING-COMPRESSION		4	4	4
19	*302LC28211	2LC28211	ACTUATOR SWITCHBACK		1	1	1
20	*302LC46360	2LC46360	WIRE EXIT		1	1	1
21	*5MVX111DN003	2A806250	RING STOPPER /A-49 FEED A4		2	2	2
22	*63212210	63212210	STATIC ELIMINATOR,EJECT		1	1	1
⊙ 23	*7NXGP1A173LCH01	NX115300	SENSOR OPT.		2	2	2
24	*302LC28240	2LC28240	SPRING SWITCHBACK		4	4	4
25	*302LC28011	2LC28011	FRAME EXIT LOWER		1	1	1
26	*302LC28041	2LC28041	GUIDE CHANGE UPPER		1	1	1
27	*302LC28051	2LC28051	GUIDE CHANGE LOWER		1	1	1
28	*302LC28140	2LC28140	PLATE EARTH EXIT		1	1	1
29	*302LC28030	2LC28030	GUIDE EXIT MIDDLE		1	1	1
30	*303JY28280	3JY28280	CUSHION EJECT GUIDE B		2	2	2
31	*302K324460	2K324460	SHAFT FEED		4	4	4
32	*302FZ28260	2FZ28260	EXIT PUSH		3	3	3
⊙ 33	*302LH94290	2LH94290	PARTS ROLLER EXIT SP		1	1	1
34	*302LC28221	2LC28221	GUIDE ACTUATOR		1	1	1
35	*303MA16560	3MA16560	SHAFT GEAR BELT		2	2	2
36	*302LC28060	2LC28060	PLATE EXIT F		1	1	1
37	*302LC28120	2LC28120	COVER EXIT FRONT		1	1	1
38	*302LC28023	2LC28023	FRAME EXIT UPPER		1	1	1
39	*302LH28010	2LH28010	GUIDE EXIT PUSH		2	2	2
40	*302LC28231	2LC28231	STAY EXIT LOW		1	1	1
41	*302H702590	2H702590	BUSH SCREW		2	2	2

Ref. No.	Part.No.	Alternative.	Description	Notes	Quantity		
					120	230	240
101	E0130240	E0130240	SPRING PIN 3X24(SUS)				
102	7BB000303H	BB107000	+BIND M SCREW 3X3				
103	7BB700308H	BB105600	+BIND T.T S SCREW 3X8 SR				
104	7BB200308H	BB105660	+BIND T.T P SCREW 3X8				
105	7BB700408H	BB105640	+BIND T.T S SCREW 4X8 SR				

- Parts with "⊙" indicate regular maintenance parts.
- Parts with Ref.No. indicate maintenance parts and the ones without it indicate out of the above.

- Parts with "*" are component parts or sub-assemblies of the assembly appearing immediately above them.
- Parts with "*•" are component parts or sub-assembly with "*" appearing immediately above them.

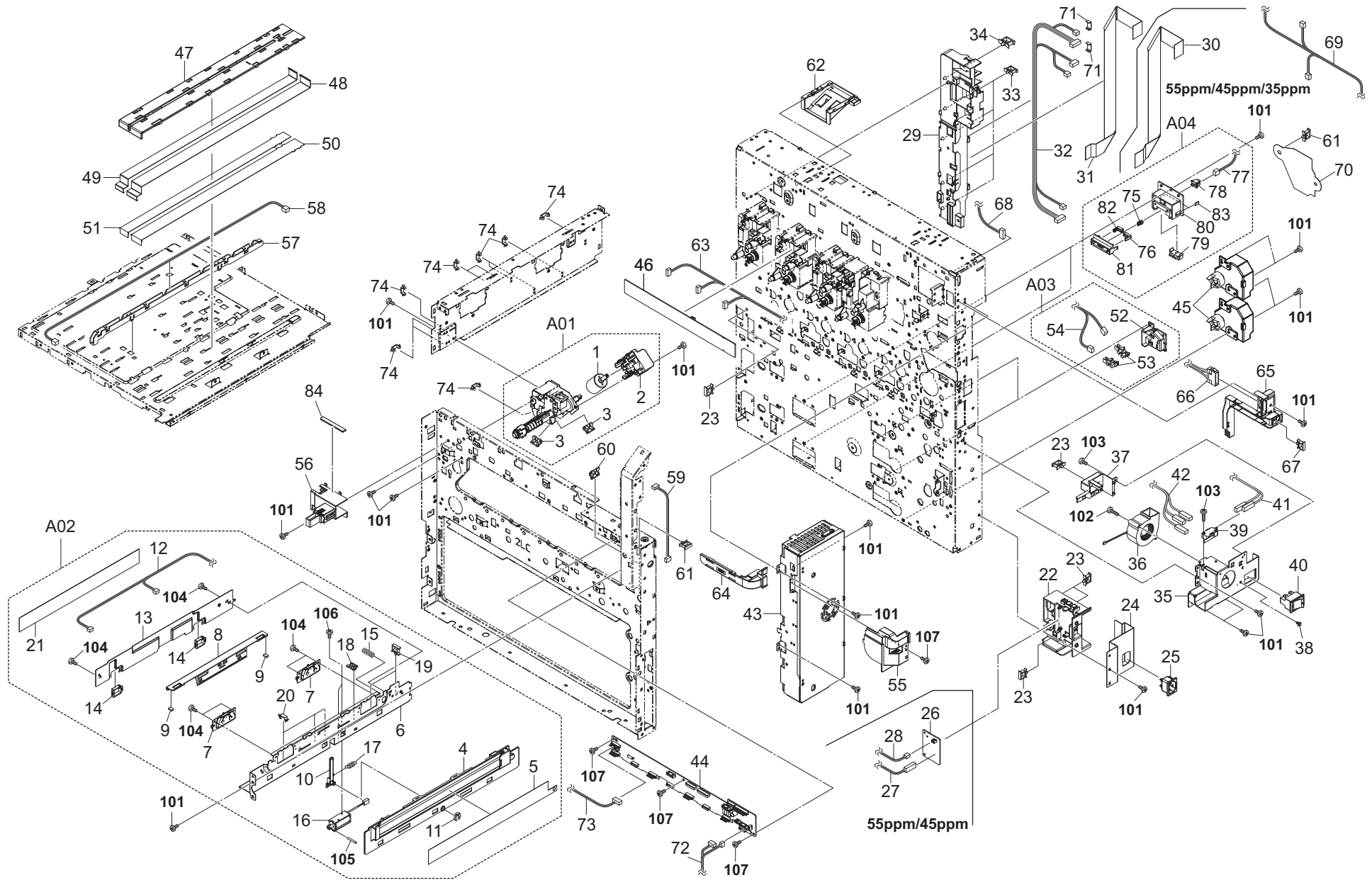


FIG. 23 Electrical Components 1

2L6/2N6/2N5/2N4-2

Ref. No.	Part.No.	Alternative.	Description	Notes	Quantity		
					120	230	240
⊙ A01	302K994110	2K994110	PARTS CLN WT UNIT SP		1	1	1
⊙ 1	*302LC94180	2LC94180	PARTS CLN WT MOTOR ASSY SP		1	1	1
2	*302K923520	2K923520	HOLDER MOTOR CLN		1	1	1
3	*7YZM210006++H01	YZ038000	ACCESS.EDGING		2	2	2
⊙ A02	302K994071	2K994071	PARTS ID SENSOR UNIT SP		1	1	1
4	*302K902700	2K902700	GUIDE TRANSFER L		1	1	1
5	*302K902750	2K902750	SHEET GUIDE TRANSFER		1	1	1
6	*302K902720	2K902720	RAIL DRUM RIGHT		1	1	1
⊙ 7	*302K994160	2K994160	PARTS ID SENSOR ASSY SP		2	2	2
8	*302K902731	2K902731	SHUTTER ID SENSOR		1	1	1
9	*302HNO2970	2HNO2970	FELT CLEANER ID		2	2	2
10	*302K902870	2K902870	ARM ID SOLENOID		1	1	1
11	*5MVX1111DN003	2A806250	RING STOPPER /A-49 FEED A4		1	1	1
12	*302K946490	2K946490	WIRE ID SENSOR		1	1	1
13	*302K902710	2K902710	PLATE COVER ID SENSOR		1	1	1
14	*7YZM210003++H01	YZ037970	ACCESS.EDGING		2	2	2
15	*302K911210	2K911210	SPRING PRESS		1	1	1
⊙ 16	*302K994390	2K994390	PARTS SOLENOID ID SENSOR SP		1	1	1
17	*303JY37260	3JY37260	SPRING SOL A		1	1	1
18	*7YZM210006++H01	YZ038000	ACCESS.EDGING		1	1	1
19	*7YZM610001++H01	YZ010230	ACCESS SADDLE		2	2	2
20	*302K931080	2K931080	WIRE STOPPER		3	3	3
21	*302LC33600	2LC33600	FILM SEAL TONER A		1	1	1
22	*302K939381	2K939381	GUIDE WIRE INLET		1	1	1
23	7YZM610001++H01	YZ010230	ACCESS SADDLE		5	5	5
24	302N439070	2N439070	PLATE INLET B2		1	1	1
25	302N446270	2N446270	WIRE INLET ASSY 1		1	1	1
⊙ 26	302N494210	2N494210	PARTS PWB CURRENT AVE 100 ASSY SP	55ppm/45ppm	1		
⊙ 26	302LC94270	2LC94270	PARTS PWB CURRENT AVE ASSY SP	55ppm/45ppm	1	1	1
27	302LH46150	2LH46150	WIRE CURRENT PWB POWER	55ppm/45ppm	1	1	1
28	302LH46160	2LH46160	WIRE CURRENT PWB	55ppm/45ppm	1	1	1
29	302K939132	2K939132	GUIDE FFC LSU		1	1	1
	302N446150	2N446150	WIRE FFC LSU1	55ppm/45ppm	1	1	1
30				35ppm			
31	302N446160	2N446160	WIRE FFC LSU2		1	1	1
32	302LC46250	2LC46250	WIRE HVU MAIN	55ppm/45ppm	1	1	1
32	302N646020	2N646020	WIRE HVU MAIN	35ppm	1	1	1
32	302L646020	2L646020	WIRE HVU MAIN	30ppm	1	1	1
33	7YZM610003++H01	YZ010250	ACCESS SADDLE		4	4	4
34	7YZM610004++H01	YZ012210	ACCESS SADDLE		1	1	1
35	302N439050	2N439050	PLATE MAIN SW		1	1	1
⊙ 36	302K994360	2K994360	PARTS FAN COOLING LSU 60 SP		1	1	1
37	302K939560	2K939560	DUCT FAN IH		1	1	1
38	7YZM510022++H01	YZ127850	ACCESS.SPACER		1	1	1
⊙ 39	2FB27160	2FB27160	INTER LOCK SWITCH		1	1	1
⊙ 40	7SC020403+++H01	SC136170	SW.SEESAW		1	1	1
41	302K946530	2K946530	WIRE INTERLOCK		1	1	1
42	302N446080	2N446080	WIRE MAIN SWITCH		1	1	1
⊙ 43	302LC94090	2LC94090	PARTS IH BOX ASSY J SP		1		
⊙ 43	302LC94080	2LC94080	PARTS IH BOX ASSY E SP		1	1	1
⊙ 44	302N494140	2N494140	PARTS PWB FRONT CLR ASSY SP		1	1	1
⊙ 45	302K394190	2K394190	PARTS MOTOR LIFT ASSY SP		2	2	2

- Parts with "⊙" indicate regular maintenance parts.
- Parts with Ref.No. indicate maintenance parts and the ones without it indicate out of the above.

Ref. No.	Part.No.	Alternative.	Description	Notes	Quantity		
					120	230	240
⊙ 46	302K994260	2K994260	PARTS PWB RFID ASSY SP		1	1	1
47	302K939091	2K939091	GUIDE FFC FRONT		1	1	1
48	302N446200	2N446200	WIRE FFC FRONT1		1	1	1
49	302N446210	2N446210	WIRE FFC FRONT2		1	1	1
50	302K939110	2K939110	SHEET FRONT FFC 45		1	1	1
51	302K939100	2K939100	SHEET FRONT FFC 40		1	1	1
⊙ A03	302K994C80	2K994C80	PARTS PAPER LEVEL SENSOR ASSY SP		2	2	2
52	*302K909510	2K909510	MOUNT PAPER LEVEL SENSOR		2	2	2
⊙ 53	*303M894260	3M894260	PARTS SENSOR OPT SP		4	4	4
54	*302K946420	2K946420	WIRE PAPER SENSOR		2	2	2
55	302K939521	2K939521	COVER WIRE FUSER		1	1	1
⊙ 56	302LC94100	2LC94100	PARTS HUMIDITY ASSY (V) SP		1	1	1
57	302K939120	2K939120	GUIDE WIRE FRONT		1	1	1
58	302K946940	2K946940	WIRE FRONT POWER		1	1	1
59	302LC46220	2LC46220	WIRE HUMIDITY SENSOR JOINT		1	1	1
60	7YZM210006++H01	YZ038000	ACCESS.EDGING		1	1	1
61	7YZM610008++H01	YZ037940	ACCESS.SADDLE		3	3	3
62	302K939550	2K939550	GUIDE WIRE ISU		1	1	1
63	302LC46350	2LC46350	WIRE CONTAINER MOTOR		1	1	1
64	302K939470	2K939470	COVER WIRE IH		1	1	1
65	302LC39060	2LC39060	GUIDE WIRE IH	55ppm/45ppm	1	1	1
65	302LK39010	2LK39010	GUIDE WIRE IH	35ppm/30ppm	1	1	1
66	302N446300	2N446300	WIRE FUSER JOINT	55ppm/45ppm	1	1	1
66	302L646010	2L646010	WIRE FUSER JOINT	35ppm/30ppm	1	1	1
67	7YZM610002++H01	YZ010240	ACCESS SADDLE		1	1	1
68	302LC46580	2LC46580	WIRE JOBSEPARATOR JOINT		1	1	1
69	302K946410	2K946410	WIRE LIFT MOTOR		1	1	1
70	302K939610	2K939610	SHEET WIRE CASSETTE		1	1	1
71	303LL02180	3LL02180	HOLDER WIRE A		2	2	2
72	302LC46200	2LC46200	WIRE RETAINER JOINT		1	1	1
73	302LC46170	2LC46170	WIRE LSU COOLING FAN		1	1	1
74	302K931080	2K931080	WIRE STOPPER		10	10	10
⊙ A04	302K994121	2K994121	PARTS SIZE DETECTION ASSY SP		2	2	2
75	*302K909590	2K909590	PIN PAPER SIZE B		2	2	2
76	*302K909600	2K909600	PIN PAPER SIZE C		2	2	2
77	*302K946400	2K946400	WIRE CASSETTE SIZE		2	2	2
⊙ 78	*7SP01000006+H01	SP121020	SW.PUSH		2	2	2
⊙ 79	*7SP03072001+H01	SP121030	SW.PUSH		2	2	2
80	*302K909520	2K909520	MOUNT SIZE SENSOR		2	2	2
81	*302K909541	2K909541	HOLDER SIZE DETECTION		2	2	2
82	*302K909580	2K909580	PIN PAPER SIZE A		2	2	2
83	*302F729080	2F729080	SPACER DU		4	4	4
84	302N433F30	2N433F30	SEAL HOLDER HUMIDITY SENSOR A		1	1	1
101	7BB700408H	BB105640	+BIND T.T S SCREW 4X8 SR				
102	7BB700330H	BB106840	+BIND T.T S SCREW 3X30 SR				
103	7BB607320H	BB106890	+TP-CUP M SCREW 3X20 R				
104	7BB200308H	BB105660	+BIND T.T P SCREW 3X8				
105	5MBP2010WXSP	E0020100	SPRING PIN / M2 X 10 S-BLK				
106	7BB007303H	BB105750	+TP-CUP M SCREW 3X3				
107	7BB700308H	BB105600	+BIND T.T S SCREW 3X8 SR				

- Parts with "*" are component parts or sub-assemblies of the assembly appearing immediately above them.
- Parts with "••" are component parts or sub-assembly with "•" appearing immediately above them.

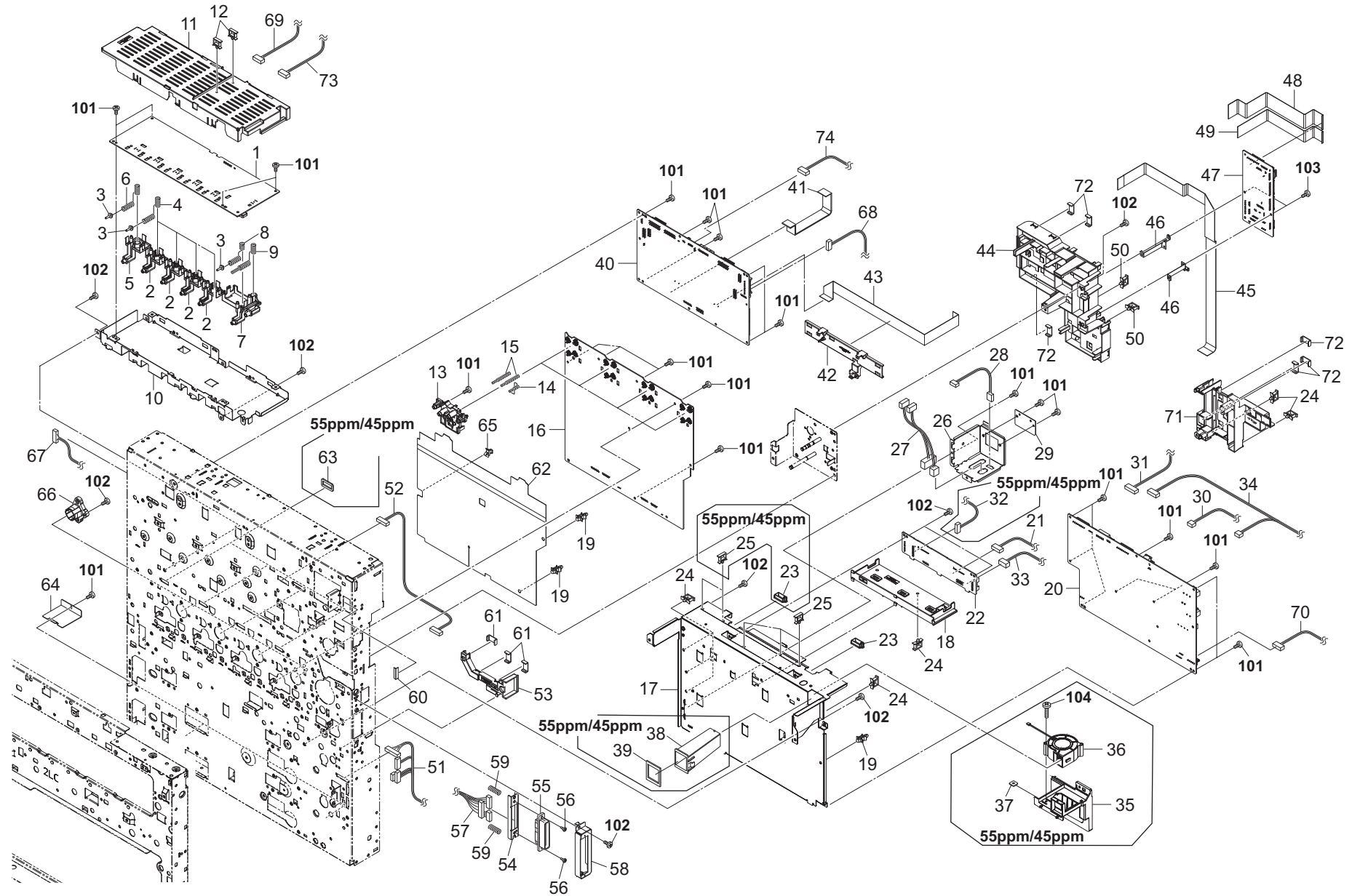


FIG. 24 Electrical Components 2

2L6/2N6/2N5/2N4-2

Ref. No.	Part.No.	Alternative.	Description	Notes	Quantity		
					120	230	240
1	302K994401	2K994401	PARTS UNIT HIGH VOLTAGE TRANSFER SP		1	1	1
2	302K939270	2K939270	TERMINAL HV TRANS		4	4	4
3	302K939260	2K939260	PIN HV CONTACT		6	6	6
4	302K939280	2K939280	SPRING HV TRANS		4	4	4
5	302K939320	2K939320	TERMINAL HV CL		1	1	1
6	302K939330	2K939330	SPRING HV CL		1	1	1
7	302K939290	2K939290	TERMINAL HV DRIVE		1	1	1
8	302K939300	2K939300	SPRING HV DRIVE		1	1	1
9	302K939310	2K939310	SPRING HV SEPARATION		1	1	1
10	302K939240	2K939240	PLATE HVU TRANS		1	1	1
11	302K939250	2K939250	COVER HVU TRANS		1	1	1
12	7YZM610010++H01	YZ042990	ACCESS.SADDLE		2	2	2
13	302K939180	2K939180	TERMINAL HV MAIN		4	4	4
14	302K939190	2K939190	SPRING HV MC		4	4	4
15	302K939200	2K939200	SPRING HV		8	8	8
16	302LC94330	2LC94330	PARTS UNIT HIGH VOLTAGE MAIN SP	55ppm/45ppm	1	1	1
16	302LN94060	2LN94060	PARTS UNIT HIGH VOLTAGE MAIN SP	35ppm/30ppm	1	1	1
17	302K939401	2K939401	PLATE PWB LVU		1	1	1
18	302K939410	2K939410	GUIDE WIRE LVU		1	1	1
19	7YZM510007++H01	YZ042780	ACCESS.SPACER		3	3	3
20	302N494080	2N494080	PARTS UNIT LOW VOLTAGE SP		1	1	1
21	302N646010	2N646010	WIRE DRUM MOT	35ppm/30ppm	1	1	1
21	302MN46160	2MN46160	WIRE DRUM MOT	55ppm/45ppm	1	1	1
22	302MN94100	2MN94100	PARTS PWB MOTOR CONTROL ASSY SP		1	1	1
23	7YZM210003++H01	YZ037970	ACCESS.EDGING	55ppm/45ppm	2	2	2
23	7YZM210003++H01	YZ037970	ACCESS.EDGING	35ppm/30ppm	1	1	1
24	7YZM610003++H01	YZ010250	ACCESS SADDLE		7	7	7
25	7YZM610001++H01	YZ010230	ACCESS SADDLE	55ppm/45ppm	5	5	5
25	7YZM610001++H01	YZ010230	ACCESS SADDLE	35ppm/30ppm	3	3	3
26	302K939431	2K939431	PLATE OPTION COIN-VENDOR		1	1	1
27	302LF46A70	2LF46A70	WIRE PF JOINT		1	1	1
28	302K946A60	2K946A60	WIRE PF CASSETTE HEATER		1	1	1
29	302FB26290	2FB26290	LID VENDOR		1	1	1
30	302N446070	2N446070	WIRE MAIN-LVU		1	1	1
31	302K946970	2K946970	WIRE MOTOR-LVU		1	1	1
32	302N446260	2N446260	WIRE DRUM MOT	55ppm/45ppm	1	1	1
33	302MN46170	2MN46170	WIRE MOTOR CONTROL		1	1	1
34	302N446110	2N446110	WIRE LVU RIGHT		1	1	1
35	302LC33441	2LC33441	DUCT DLP B	55ppm/45ppm	1	1	1
36	302LC94380	2LC94380	PARTS FAN COOLING LSU 60 SP	55ppm/45ppm	1	1	1
37	3CY06030	3CY06030	RETAINER M4	55ppm/45ppm	1	1	1
38	302LC33430	2LC33430	DUCT DLP A	55ppm/45ppm	1	1	1
39	302LC33480	2LC33480	SPONGE DLP COOLING A	55ppm/45ppm	1	1	1
40	302N494130	2N494130	PARTS PWB ENGINE ASSY SP	55ppm/45ppm	1	1	1
40				35ppm			
40	302L694040	2L694040	PARTS PWB ENGINE ASSY SP	30ppm	1	1	1
41	302N446100	2N446100	WIRE FFC MAIN-ENGINE		1	1	1
42	302K939601	2K939601	GUIDE FFC BRIDGE		1	1	1
43	302N446250	2N446250	WIRE FFC EFI-ENGINE		1	1	1
44	302K939141	2K939141	GUIDE FFC FEED 1		1	1	1

- Parts with "⊙" indicate regular maintenance parts.
- Parts with Ref.No. indicate maintenance parts and the ones without it indicate out of the above.

Ref. No.	Part.No.	Alternative.	Description	Notes	Quantity		
					120	230	240
45	302N446190	2N446190	WIRE FFC FEED3		1	1	1
46	302K939150	2K939150	PLATE PWB FEED		2	2	2
47	302N494160	2N494160	PARTS PWB FEED 1 ASSY SP	55ppm/45ppm	1	1	1
47	302N694030	2N694030	PARTS PWB FEED 1 ASSY SP	35ppm/30ppm	1	1	1
48	302N446170	2N446170	WIRE FFC FEED1		1	1	1
49	302N446180	2N446180	WIRE FFC FEED2		1	1	1
50	7YZM610004++H01	YZ012210	ACCESS SADDLE		2	2	2
51	302K946571	2K946571	WIRE FEED JOINT	55ppm/45ppm	1	1	1
51	302LK46571	2LK46571	WIRE FEED JOINT	35ppm/30ppm	1	1	1
52	302LC46630	2LC46630	WIRE TRANSFER JOINT		1	1	1
53	302K902820	2K902820	GUIDE WIRE ID		1	1	1
54	302K924340	2K924340	MOUNT DRAWER A		1	1	1
55	7YCC60M2199+H01	YC125800	CONNECTOR		1	1	1
56	302K924350	2K924350	PIN DRAWER		2	2	2
57	302K946610	2K946610	WIRE DU JOINT		1	1	1
58	302K924380	2K924380	MOUNT DRAWER B		1	1	1
59	302K924360	2K924360	SPRING DRAWER		2	2	2
60	302LC02780	2LC02780	SHEET COVER FUSER PWB		1	1	1
61	303LL02330	3LL02330	HOLDER WIRE D		3	3	3
62	302K939220	2K939220	SHEET PWB HVU MAIN		1	1	1
63	302K933410	2K933410	SEAL DUCT TONER	55ppm/45ppm	4	4	4
64	302LC39030	2LC39030	PLATE COVER CONNECTOR		2	2	2
65	7YZM510021++H01	YZ127660	ACCESS.SPACER		1	1	1
66	302K931210	2K931210	HOLDER ATTACHMENT		4	4	4
67	302N446290	2N446290	WIRE BRIDGE JOINT		1	1	1
68	302K946960	2K946960	WIRE ENGINE POWER		1	1	1
69	302K946260	2K946260	WIRE HVU T1		1	1	1
70	302LF46890	2LF46890	WIRE CASSETTE HEATER		1	1	1
71	302K939170	2K939170	GUIDE FFC FEED 2		1	1	1
72	303LL02180	3LL02180	HOLDER WIRE A		6	6	6
73	302K946950	2K946950	WIRE T1 POWER		1	1	1
74	302K946AJ0	2K946AJ0	WIRE KEY COUNTER		1		
101	7BB700308H	BB105600	+BIND T.T S SCREW 3X8 SR				
102	7BB700408H	BB105640	+BIND T.T S SCREW 4X8 SR				
103	7BB200308H	BB105660	+BIND T.T P SCREW 3X8				
104	7BB600430H	BB112620	+BIND M SCREW 4X30 R				

- Parts with "•" are component parts or sub-assemblies of the assembly appearing immediately above them.
- Parts with "••" are component parts or sub-assembly with "•" appearing immediately above them.

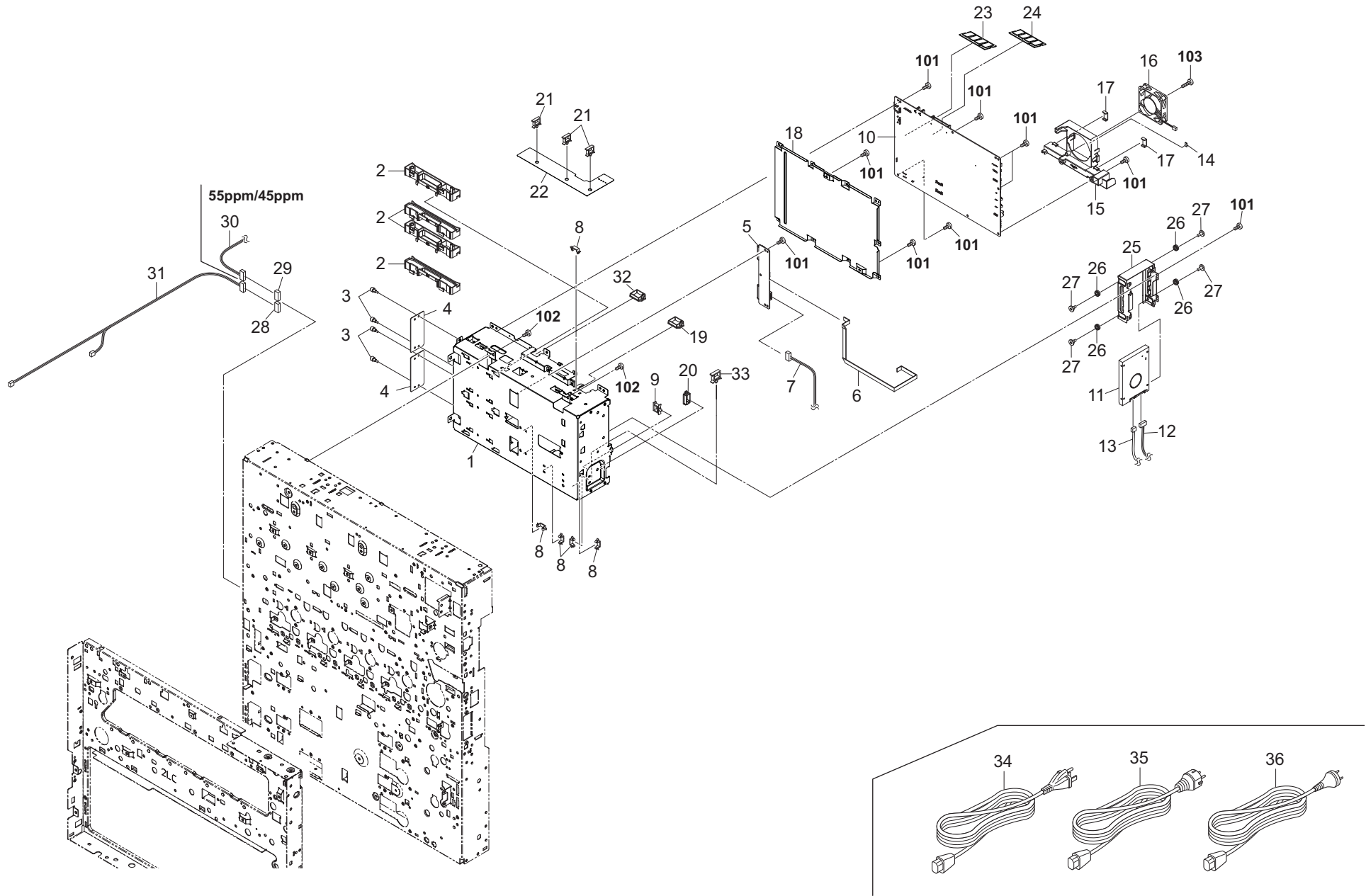


FIG. 25 Electrical Components 3

2L6/2N6/2N5/2N4-4

Ref. No.	Part.No.	Alternative.	Description	Notes	Quantity			
					120	230	240	
1	302N439011	2N439011	SHIELD BOX		1	1	1	
2	302K939030	2K939030	RAIL PWB		4	4	4	
3	5MMT263SN012++R	2D903100	SCREW OP / M3 X 8 CRFREE A4		4	4	4	
4	302K339050	2K339050	PLATE OPTION		2	2	2	
⊙	5	302K994270	2K994270	PARTS PWB KUIO ASSY SP		1	1	1
6	302N446090	2N446090	WIRE FFC KUIO		1	1	1	
7	302K946910	2K946910	WIRE KUIO POWER		1	1	1	
8	7YZM390011++H01	YZ050250	ACCESS.CLAMP		6	6	6	
9	7YZM610003++H01	YZ010250	ACCESS SADDLE	55ppm/45ppm	1	1	1	
9	7YZM610002++H01	YZ010240	ACCESS SADDLE	35ppm/30ppm	1	1	1	
⊙	10	302N494110	2N494110	PARTS PWB MAIN ASSY SP	55ppm/45ppm	1	1	1
⊙	10	302N694010	2N694010	PARTS PWB MAIN ASSY SP	35ppm/30ppm	1	1	1
⊙	10	302N494120	2N494120	PARTS PWB MAIN ASSY SP EU	55ppm/45ppm	1	1	1
⊙	10	302N694020	2N694020	PARTS PWB MAIN ASSY SP EU	35ppm/30ppm	1	1	1
⊙	11	302N293050	2N293050	PARTS STORAGE DEVICE SP	55ppm/45ppm	1	1	1
⊙	11	302MV93130	2MV93130	PARTS STORAGE DEVICE SP	35ppm/30ppm	1	1	1
12	302K946A10	2K946A10	WIRE HDD POWER		1	1	1	
13	302N446130	2N446130	WIRE HDD DATA1		1	1	1	
14	303LJ02260	3LJ02260	CUSHION GUIDE		1	1	1	
15	302K939043	2K939043	HOLDER FAN MAIN		1	1	1	
⊙	16	302FZ44040	2FZ44040	FAN BOX COOLING		1	1	1
17	303LL02330	3LL02330	HOLDER WIRE D		2	2	2	
18	302N439030	2N439030	BRACKET MAIN		1	1	1	
19	7YZM210002++H01	YZ004730	ACCESS.EDGING		1	1	1	
20	7YZM210003++H01	YZ037970	ACCESS.EDGING		1	1	1	
21	7YZM610002++H01	YZ010240	ACCESS SADDLE		3	3	3	
22	302N439060	2N439060	FILM SHIELD BOX		1	1	1	
⊙	23	302LC94390	2LC94390	PARTS MEMORY MODULE SP		1	1	1
⊙	24	302LH94230	2LH94230	PARTS MEMORY MODULE SP		1	1	1
25	302N439020	2N439020	BRACKET HDD		1	1	1	
26	302JD19140	2JD19140	BUSHING FAN		4	4	4	
27	302MV39340	2MV39340	PIN HDD		4	4	4	
28	7YCC04B1106+H01	YC122790	CONNECTOR		1	1	1	
29	7YCC05B1106+H01	YC047310	CONNECTOR		1	1	1	
30	302K946660	2K946660	WIRE TONER DUCT FAN	55ppm/45ppm	1	1	1	
31	302L646040	2L646040	WIRE BELT FAN	55ppm/45ppm	1	1	1	
31	302L646040	2L646040	WIRE BELT FAN	35ppm/30ppm	1	1	1	
32	7YZM210005++H01	YZ037990	ACCESS.EDGING		1	1	1	
33	7YZM610016++H01	YZ047890	ACCESS.SADDLE		1	1	1	
34	3019527401	19527401	POWER CORD(120)		1	1	1	
35	302AR94050	2AR94050	PARTS AC CORD EU SP		1	1	1	
36	7AAACCAS+10H001	AA063380	AC CORD ASSY AS				1	

Ref. No.	Part.No.	Alternative.	Description	Notes	Quantity		
					120	230	240
101	7BB700308H	BB105600	+BIND T.T S SCREW 3X8 SR				
102	7BB700408H	BB105640	+BIND T.T S SCREW 4X8 SR				
103	7BB200322H	BB129220	+BIND T.T P SCREW 3X22				

- Parts with "⊙" indicate regular maintenance parts.
- Parts with Ref.No. indicate maintenance parts and the ones without it indicate out of the above.

- Parts with "*" are component parts or sub-assemblies of the assembly appearing immediately above them.
- Parts with "*•" are component parts or sub-assembly with "*" appearing immediately above them.

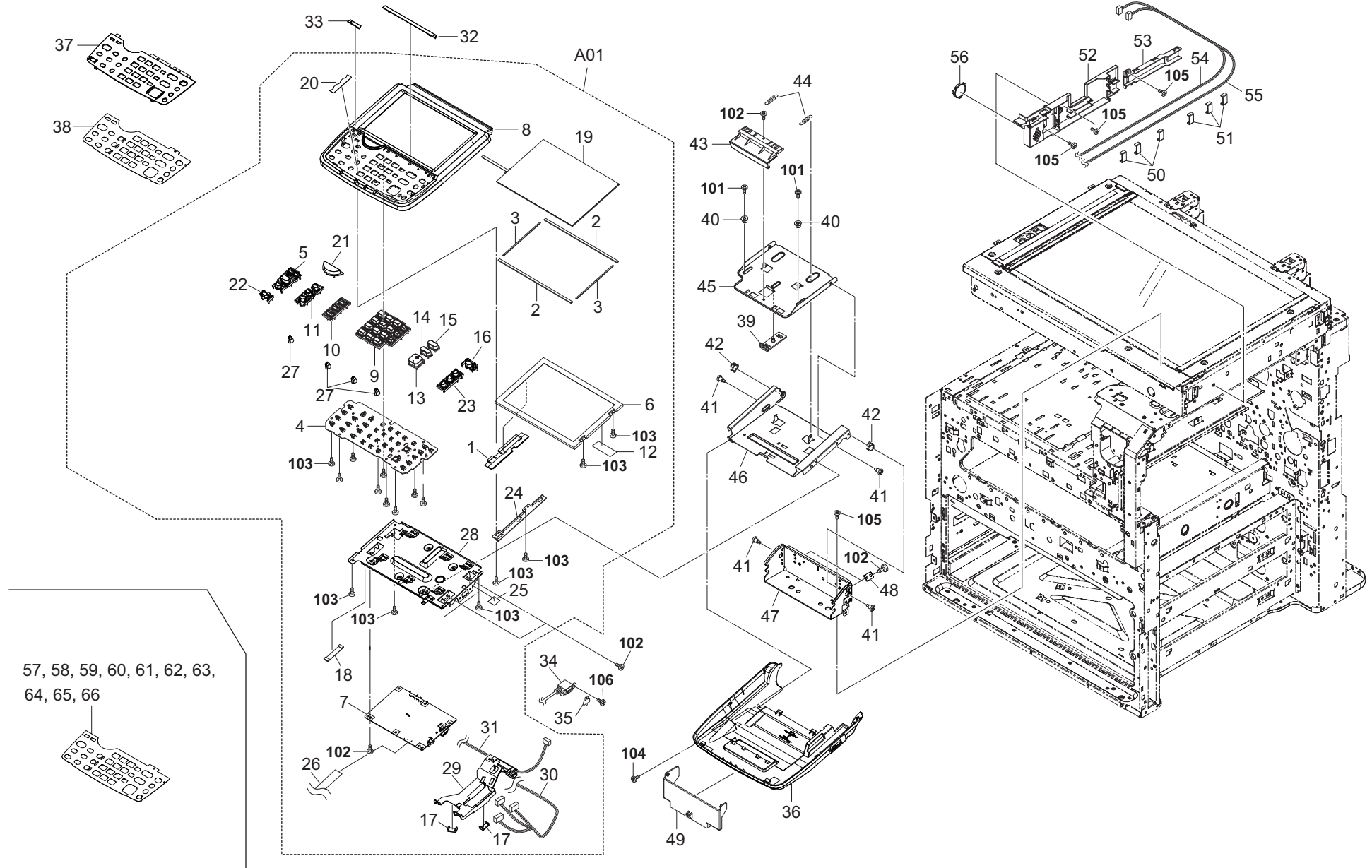


FIG. 26 Operation Section

2L6/2N6/2N5/2N4-2

Ref. No.	Part.No.	Alternative.	Description	Notes	Quantity		
					120	230	240
⊙ A01	302N494030	2N494030	PARTS OPERATION UNIT SP		1	1	1
1	*302N405210	2N405210	FILM LCD WIRE		1	1	1
2	*302H705610	2H705610	CUSHION LCD		2	2	2
3	*302K505280	2K505280	SPONGE LCD B		2	2	2
⊙ 4	*302N494180	2N494180	PARTS PWB OPERATION ASSY SP		1	1	1
5	*302N405080	2N405080	KEY MENU		1	1	1
⊙ 6	*302N494090	2N494090	PARTS LCD OPERATION SP		1	1	1
⊙ 7	*302N494150	2N494150	PARTS PWB PANEL MAIN ASSY SP		1	1	1
8	*302N405011	2N405011	COVER OPERATION A		1	1	1
9	*302LC05050	2LC05050	KEY 10		1	1	1
10	*302N405060	2N405060	KEY COLOR		1	1	1
11	*302N405070	2N405070	KEY FUNCTION		1	1	1
12	*302H722690	2H722690	SHEET WIRE CONV E		1	1	1
13	*302LC05090	2LC05090	KEY START		1	1	1
14	*302LC05100	2LC05100	KEY STOP		1	1	1
15	*302LC05110	2LC05110	KEY RESET		1	1	1
16	*302N405090	2N405090	KEY POWER		1	1	1
17	*303LL02330	3LL02330	HOLDER WIRE D		2	2	2
18	*302LC05420	2LC05420	FILM FFC		1	1	1
⊙ 19	*302N494100	2N494100	PARTS TABLET OPERATION SP		1	1	1
20	*302N405520	2N405520	SHEET COLOR		1	1	1
21	*302N405100	2N405100	KEY HOME		1	1	1
22	*302N405110	2N405110	KEY DISPLAY		1	1	1
23	*302N405120	2N405120	KEY RIGHT SIDE		1	1	1
24	*302LC05270	2LC05270	HOLDER LCD		1	1	1
25	*302H717440	2H717440	SEAL FRAME SIDE B		1	1	1
26	*302N446050	2N446050	WIRE FFC KEY PWB		1	1	1
27	*302N405200	2N405200	LENS LED		4	4	4
28	*302N405020	2N405020	MOUNT MAIN PWB		1	1	1
29	*302N405160	2N405160	GUIDE WIRE OPERATION		1	1	1
30	*302N446030	2N446030	WIRE PANEL JOINT		1	1	1
31	*302N446010	2N446010	WIRE PANEL DATA		1	1	1
32	302N405140	2N405140	LID OPERATION SHEET A		1	1	1
33	302N405150	2N405150	LID OPERATION SHEET B		1	1	1
34	302N446040	2N446040	WIRE USB HOST		1	1	1
35	302K905900	2K905900	SPRING USB HOLD		1	1	1
36	302N405191	2N405191	COVER OPERATION B		1	1	1
37	302N405130	2N405130	PANEL OPERATION		1	1	1
38	302N405510	2N405510	SHEET OPERATION EN			1	1
38	302N405630	2N405630	SHEET OPERATION KDA EN		1		
39	302GR05120	2GR05120	MOUNT SLIDE		1	1	1
40	302H005340	2H005340	BUSH SLIDE OPE		2	2	2
41	302H005690	2H005690	PIN HINGE OPE C		4	4	4
42	302H705350	2H705350	BUSH PIN OPE		2	2	2
43	302LC05370	2LC05370	HANDLE OPERATION		1	1	1
44	75018250	75018250	SPRING CLEANING SOLENOID		2	2	2
45	302LC05240	2LC05240	SLIDER OPERATION-UNIT		1	1	1
46	302LC05231	2LC05231	BASE OPERATION-UNIT		1	1	1
47	302LC05221	2LC05221	MOUNT OPERATION-UNIT		1	1	1

- Parts with "⊙" indicate regular maintenance parts.
- Parts with Ref.No. indicate maintenance parts and the ones without it indicate out of the above.

Ref. No.	Part.No.	Alternative.	Description	Notes	Quantity		
					120	230	240
48	302K302A50	2K302A50	PLATE EARTH ISU		2	2	2
49	302LC05302	2LC05302	COVER SLIDE		1	1	1
50	303LL02330	3LL02330	HOLDER WIRE D		3	3	3
51	303LL02180	3LL02180	HOLDER WIRE A		3	3	3
52	302N405180	2N405180	HOLDER SPEAKER		1	1	1
53	302LC05350	2LC05350	GUIDE WIRE OPERATION		1	1	1
54	302LC46770	2LC46770	WIRE PANEL-LVU		1	1	1
55	302N446320	2N446320	WIRE MAIN OPERATION A		1	1	1
⊙ 56	302LC94370	2LC94370	PARTS SPEAKER SP		1	1	1
57	302N405640	2N405640	SHEET OPERATION KDA FR		1		
58	302N405650	2N405650	SHEET OPERATION KDA ES		1		
59	302N405660	2N405660	SHEET OPERATION KDA PT		1		
60	302N405530	2N405530	SHEET OPERATION DE			1	
61	302N405540	2N405540	SHEET OPERATION FR			1	
62	302N405550	2N405550	SHEET OPERATION TL			1	
63	302N405560	2N405560	SHEET OPERATION ES			1	
64	302N405570	2N405570	SHEET OPERATION PT			1	
65	302N405580	2N405580	SHEET OPERATION NL			1	
66	302N405590	2N405590	SHEET OPERATION RU			1	
101	7BB700312H	BB106820	+BIND T.T S SCREW 3X12 SR				
102	7BB700308H	BB105600	+BIND T.T S SCREW 3X8 SR				
103	7BB200308H	BB105660	+BIND T.T P SCREW 3X8				
104	7BB180306H	BB111190	+BIND T.T S SCREW 3X6(BLACK)				
105	7BB700408H	BB105640	+BIND T.T S SCREW 4X8 SR				
106	7BB600306H	BB105730	+BIND M SCREW 3X6 R				

- Parts with "*" are component parts or sub-assemblies of the assembly appearing immediately above them.
- Parts with "*•" are component parts or sub-assembly with "*" appearing immediately above them.

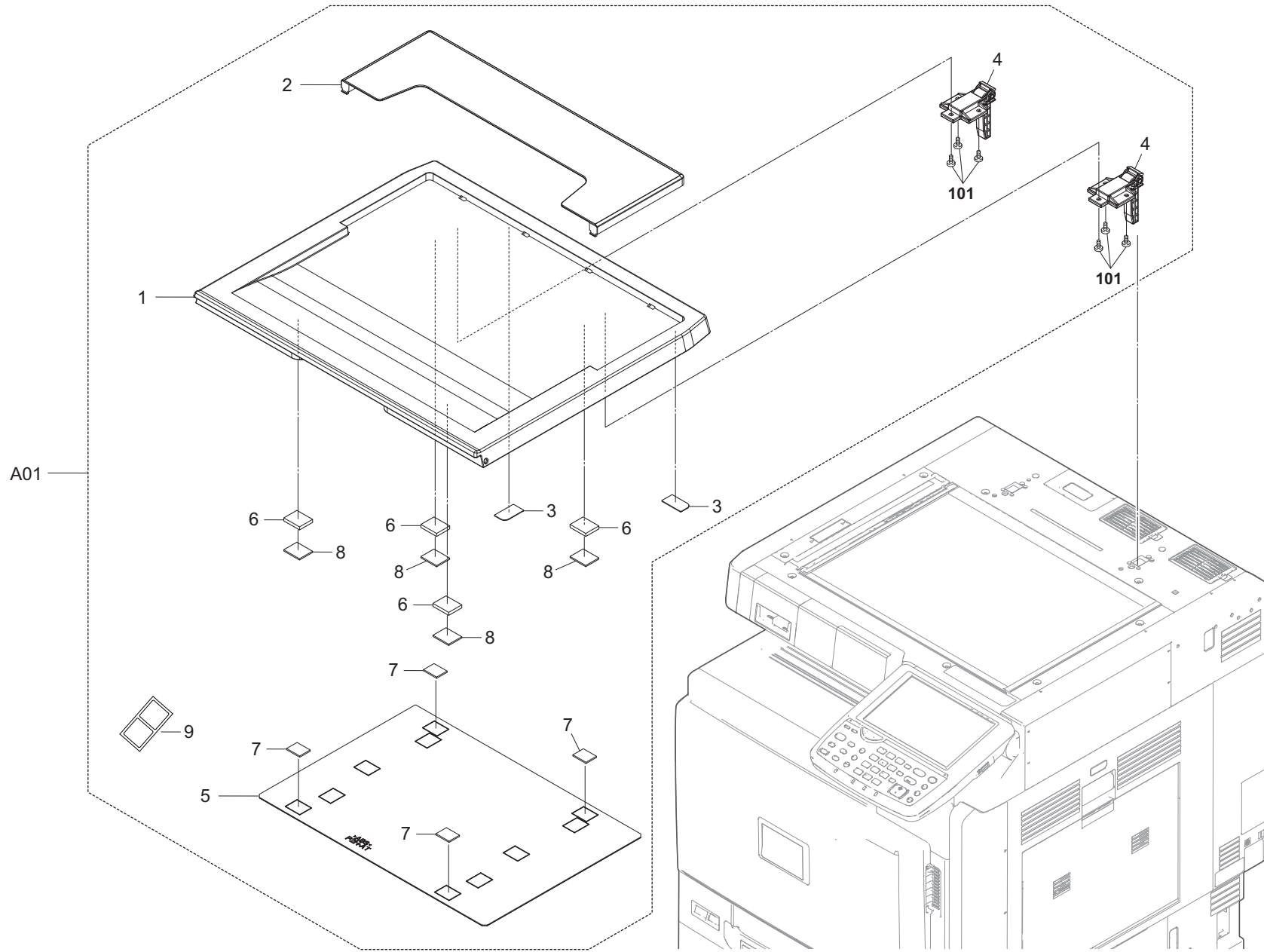


FIG. 27 Options 1

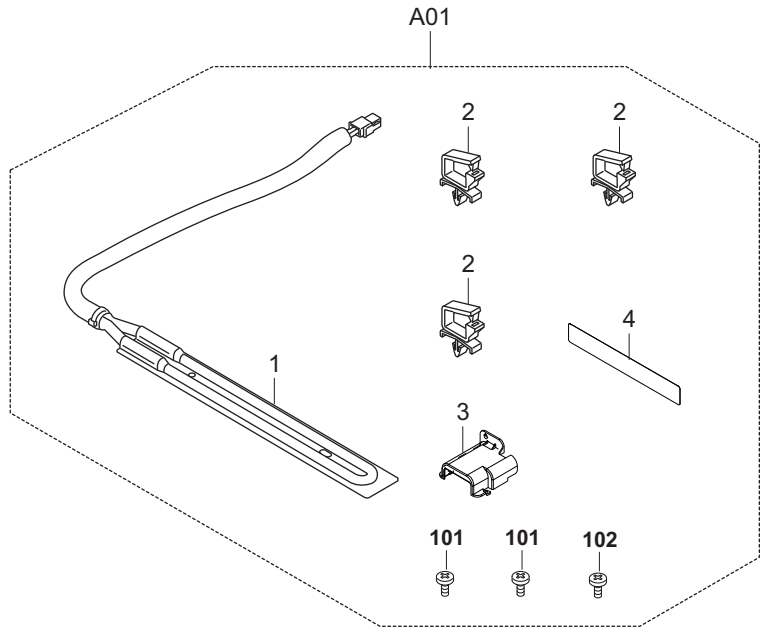
2L6/2N6/2N5/2N4-2

Ref. No.	Part.No.	Alternative.	Description	Notes	Quantity		
					120	230	240
A01	1202H70UN0	022H70UN	PLATEN COVER TYPE(E)	OPTION	1	1	1
1	*302H717500	2H717500	COVER PLATEN		1	1	1
2	*302H717510	2H717510	COVER POCKET		1	1	1
3	*302H717520	2H717520	STOPPER RELEASE SWITCH		2	2	2
4	*302H717600	2H717600	HINGI ORIGINAL HOLDER		2	2	2
5	*303JC04200	3JC04200	PLATE ORIGINAL		1	1	1
6	*303K502080	3K502080	SPONGE ORIGINAL MAT		4	4	4
7	*303MX02021	3MX02021	CUSHION ORIGINAL MAT A		4	4	4
8	*303MX02031	3MX02031	CUSHION ORIGINAL MAT B		4	4	4
9	*303PH34070	3PH34070	LABEL ISU REAR	2pcs	1	1	1

Ref. No.	Part.No.	Alternative.	Description	Notes	Quantity		
					120	230	240
101	7BB280410H	BB111250	+BIND T.T P SCREW 4X10(BLACK)				

- Parts with "⊙" indicate regular maintenance parts.
- Parts with Ref.No. indicate maintenance parts and the ones without it indicate out of the above.

- Parts with "*" are component parts or sub-assemblies of the assembly appearing immediately above them.
- Parts with "*•" are component parts or sub-assembly with "*" appearing immediately above them.



Printing System Interface Kit(B)

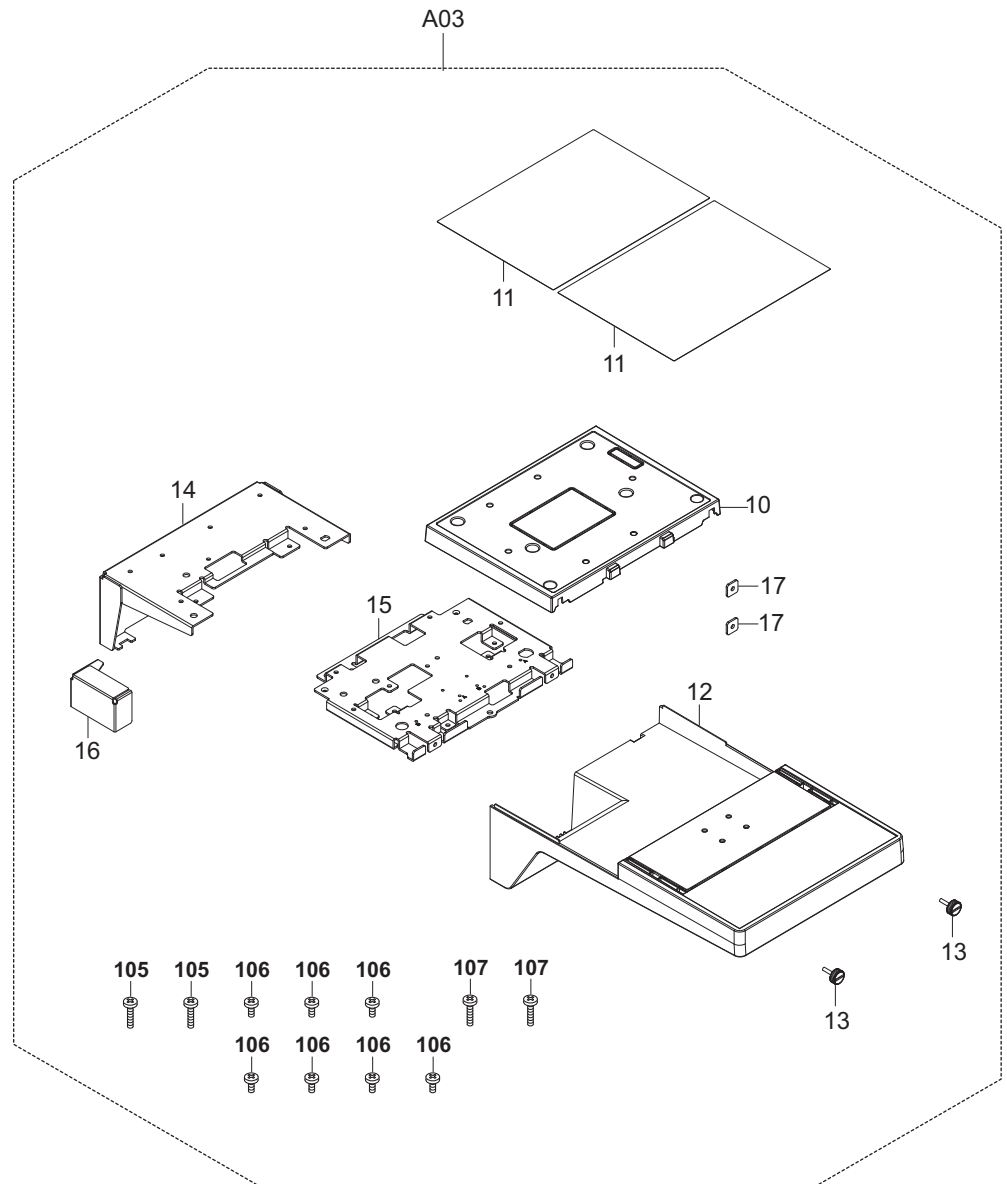
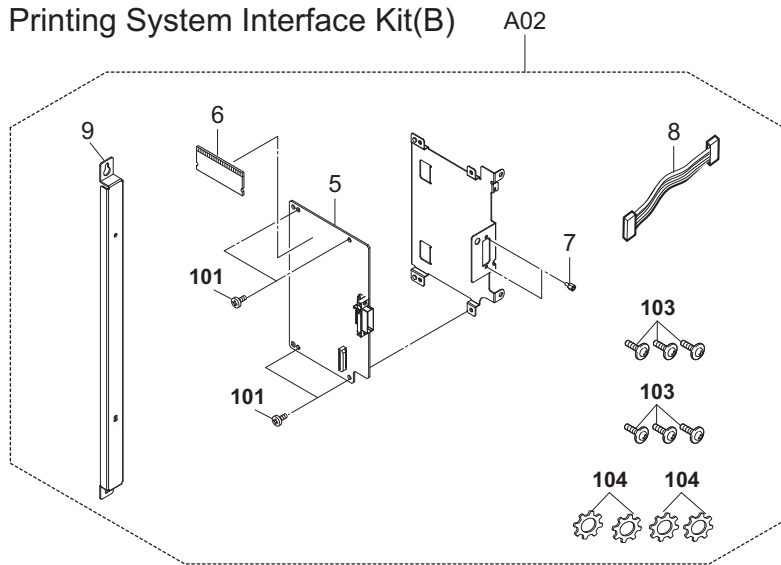


FIG. 28 Options 2

2L6/2N6/2N5/2N4-2

	Ref. No.	Part.No.	Alternative.	Description	Notes	Quantity		
						120	230	240
⊙	A01	302K994931	2K994931	PARTS DEHUMIDIFINR 120 SET SP		1		
⊙	A01	302K994941	2K994941	PARTS DEHUMIDIFINR 240 SET SP			1	1
⊙	1	*302H794620	2H794620	PARTS HEATER DEHUMIDIFIER 120		1		
⊙	1	*302H794610	2H794610	PARTS HEATER DEHUMIDIFIER 240			1	1
	2	*7YZM610001++H01	YZ010230	ACCESS SADDLE		3	3	3
	3	*303NF04140	3NF04140	COVER CONNECTOR HEATER		1	1	1
	4	*302KP34220	2KP34220	LABEL HIGH TEMPERATURE CAUTION		1	1	1
	A02	1503N90KL1	053N90K1	PRINTING SYSTEM INTERFACE KIT(B)	OPTION	1	1	1
⊙	5	*303N994010	3N994010	PARTS PWB FIERYBB ASSY SP		1	1	1
⊙	6	*302LC94390	2LC94390	PARTS MEMORY MODULE SP		1	1	1
	7	*7YZM810001++H01	YZ125840	ACCESS.SCREW		2	2	2
	8	*303N946010	3N946010	WIRE BRIDGE POWER		1	1	1
	9	*303NR39040	3NR39040	MOUNT CONTROLLER B		1	1	1
	A03	1902LC0UN2	092LC0U2	DT-730(B)/DOCUMENT TRAY	OPTION	1	1	1
⊙	10	*302LC04601	2LC04601	COVER TRAY		1	1	1
	11	*302LC04660	2LC04660	SHEET TRAY		2	2	2
⊙	12	*302LC04710	2LC04710	COVER TRAY LOWER		1	1	1
	13	*303NS24410	3NS24410	SCREW PLATE DF		2	2	2
	14	*302LC04611	2LC04611	STAY TRAY		1	1	1
	15	*302LC04621	2LC04621	MOUNT TRAY		1	1	1
	16	*302LC04670	2LC04670	PLATE TRAY		1	1	1
	17	*3CY06030	3CY06030	RETAINER M4		2	2	2

	Ref. No.	Part.No.	Alternative.	Description	Notes	Quantity		
						120	230	240
	101	7BB700308H	BB105600	+BIND T.T S SCREW 3X8 SR				
	102	7BB700408H	BB105640	+BIND T.T S SCREW 4X8 SR				
	103	7BB782308H	BB111300	+TP-FLAT T.T S SCREW 3X8 SR(BLACK)				
	104	7BC600306545H01	BC114580	TOOTHED LOCK WASHER M3X6.5X0.45T				
	105	7BB607414H	BB107160	+TP-CUP M SCREW 4X14 R				
	106	7BB180408H	BB111210	+BIND T.T S SCREW 4X8(BLACK)				
	107	7BB607410H	BB106870	+TP-CUP M SCREW 4X10 R				

- Parts with "⊙" indicate regular maintenance parts.
- Parts with Ref.No. indicate maintenance parts and the ones without it indicate out of the above.

- Parts with "*" are component parts or sub-assemblies of the assembly appearing immediately above them.
- Parts with "*•" are component parts or sub-assembly with "*" appearing immediately above them.

Key Counter

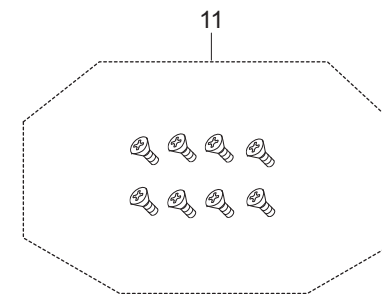
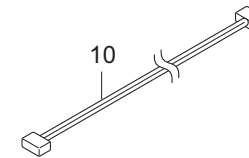
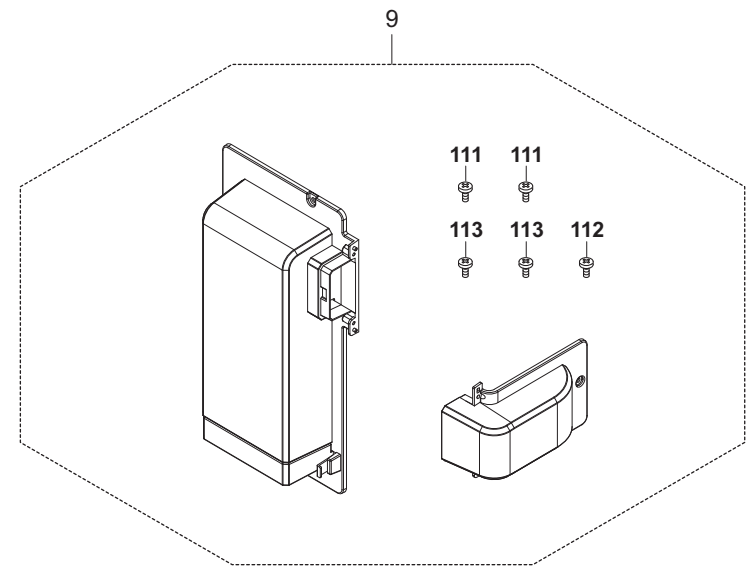
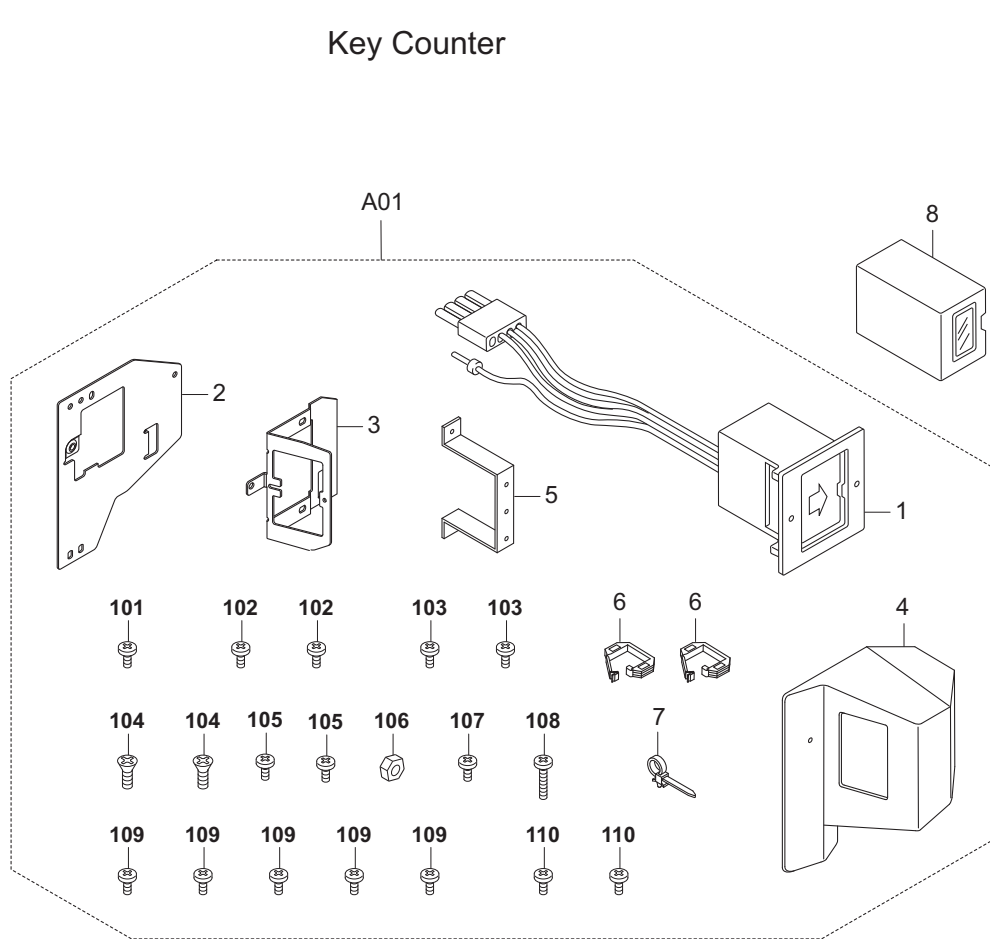


FIG. 29 Options 3

2L6/2N6/2N5/2N4

Ref. No.	Part.No.	Alternative.	Description	Notes	Quantity		
					120	230	240
⊙ A01	302A369709	2A369709	SET PARTS KEYCOUNTER NEW COLOR				
1	*3029236241	29236241	SOCKET ASS'Y,KEY COUNTER		1	1	1
2	*302GR03010	2GR03010	RETAINER KEY COUNTER COVER		1	1	1
3	*302GR03020	2GR03020	RETAINER KEY COUNTER		1	1	1
4	*3066060011	66060011	COVER,KEY COUNTER		1	1	1
5	*3066060041	66060041	MOUNT,KEY COUNTER		1	1	1
6	*7YZM210006+++H01	YZ038000	ACCESS.EDGING		2	2	2
7	*M21AH010	M21AH010	BAND,RSG-130-V0(KITAGAWA)		1	1	1
8	3025418011	25418011	KEY COUNTER		1	1	1
⊙ 9	302LC94530	2LC94530	PARTS DUCT OPTION REAR SET SP		1	1	1
10	302K946AJ0	2K946AJ0	WIRE KEY COUNTER		1	1	1
11	302N494220	2N494220	PARTS CURSOR SCREW SET SP		1	1	1

Ref. No.	Part.No.	Alternative.	Description	Notes	Quantity		
					120	230	240
101	5MBTPB3008PW++R	B1A63080	BIND T.T SCREW(+)/ M3 X 8 CRFREE P-T				
102	5MBTPB4010PW++R	B1A64100	BIND T.T SCREW(+)/ M4 X 10 CRFREE P-T				
103	5MBTPB4010TW++R	B1A54100	BIND T.T SCREW(+)/ M4 X 10 CRFREE S-T				
104	7BB003306H	BB040750	+COUNTER-SUNK HEAD SCREW M3X6 CRFREE				
	7BB100420H	BB040740	+BIND TAP-TITE S SCREW M4X20 CRFREE				
105							
106	7BC1003055+++H01	BC018230	HEXA NUT M3				
107	B1B03080	B1B03080	+BIND SCREW M3X08				
108	B1B54300	B1B54300	+BIND TAP-TITE S SCREW M4X30 (TRIVALENT C				
	B4A04060	B4A04060	+TP-A SCREW M4X06(TRIVALENT CHROMATING)				
109	B4A04100	B4A04100	+TP-A SCREW M4X10(TRIVALENT CHROMATING)				
110							
111	7BB200308H	BB105660	+BIND T.T P SCREW 3X8				
112	7BB282308H	BB111240	+TP-FLAT T.T P SCREW 3X8(BLACK)				
113	7BB782308H	BB111300	+TP-FLAT T.T S SCREW 3X8 SR(BLACK)				

- Parts with "⊙" indicate regular maintenance parts.
- Parts with Ref.No. indicate maintenance parts and the ones without it indicate out of the above.

- Parts with "*" are component parts or sub-assemblies of the assembly appearing immediately above them.
- Parts with "*•" are component parts or sub-assembly with "*•" appearing immediately above them.

FIG. 30 Maintenance Kits

2L6/2N6/2N5/2N4-2

Ref. No.	Part.No.	Alternative.	Description	Notes	Quantity		
					120	230	240
	1702LC0UN0	072LC0UN	MK-8505A/MAINTENANCE KIT	OPTION 55ppm/45ppm	1	1	1
			DK-8505 (K)		1	1	1
			DV-8505K		1	1	1
			TR-8505		1	1	1
			PARTS ROLLER SECONDLY TRANSFER SP		1	1	1
	1702LC0UN1	072LC0U1	MK-8505B/MAINTENANCE KIT	OPTION 55ppm/45ppm	1	1	1
			DK-8505 (C)		1	1	1
			DK-8505 (M)		1	1	1
			DK-8505 (Y)		1	1	1
			DV-8505C		1	1	1
			DV-8505M		1	1	1
			DV-8505Y		1	1	1
	1702LC0UN2	072LC0U2	MK-8505C/MAINTENANCE KIT	OPTION 55ppm/45ppm	1	1	1
			FK-8500		1	1	1
			PARTS FILTER EXIT UNIT SP		2	2	2
			FILTER LEFT SIDE		2	2	2
	1702LK0UN0	072LK0UN	MK-8305A/MAINTENANCE KIT	OPTION 35ppm/30ppm	1	1	1
			DK-8505 (K)		1	1	1
			TR-8505		1	1	1
			DV-8305K		1	1	1
			PARTS ROLLER SECONDLY TRANSFER SP		1	1	1
	1702LK0UN1	072LK0U1	MK-8305B/MAINTENANCE KIT	OPTION 35ppm/30ppm	1	1	1
			DK-8505 (C)		1	1	1
			DK-8505 (M)		1	1	1
			DK-8505 (Y)		1	1	1
			DV-8305C		1	1	1
			DV-8305M		1	1	1
			DV-8305Y		1	1	1
	1702LK0UN2	072LK0U2	MK-8305C/MAINTENANCE KIT	OPTION 35ppm/30ppm	1	1	1
			FK-8300		1	1	1
			PARTS FILTER EXIT UNIT SP		2	2	2
			FILTER LEFT SIDE		2	2	2

Ref. No.	Part.No.	Alternative.	Description	Notes	Quantity		
					120	230	240

- Parts with "⊙" indicate regular maintenance parts.
- Parts with Ref.No. indicate maintenance parts and the ones without it indicate out of the above.

- Parts with "•" are component parts or sub-assemblies of the assembly appearing immediately above them.
- Parts with "••" are component parts or sub-assembly with "•" appearing immediately above them.

INDEX

2L6/2N6/2N5/2N4-4

Part.No.	Alternative.	Description	Fig.No.
1202H70UN0	022H70UN	PLATEN COVER TYPE(E)	27
1503N90KL1	053N90K1	PRINTING SYSTEM INTERFACE KIT(B)	28
1702LC0UN0	072LC0UN	MK-8505A/MAINTENANCE KIT	30
1702LC0UN1	072LC0U1	MK-8505B/MAINTENANCE KIT	30
1702LC0UN2	072LC0U2	MK-8505C/MAINTENANCE KIT	30
1702LK0UN0	072LK0UN	MK-8305A/MAINTENANCE KIT	30
1702LK0UN1	072LK0U1	MK-8305B/MAINTENANCE KIT	30
1702LK0UN2	072LK0U2	MK-8305C/MAINTENANCE KIT	30
1902LC0UN0	092LC0UN	WT-860/WASTE TONER BOTTLE	16
1902LC0UN2	092LC0U2	DT-730(B)/DOCUMENT TRAY	28
28107310	49028101	BUSH 8	8,9
29812291	29812291	CUSHION,CONTACT GLASS	7
2A116180	2A116180	BUSHING,TRANSFER	19
2AR07220	2AR07220	PULLEY,PAPER FEED	10
2AR07230	2AR07230	PULLEY,SEPARATION	10
2AV12280	2AV12280	BASE RUBBER,SCANNER SECTION	4
2BC06520	2BC06520	BUSHING 6,REGISTRATION	20
2BC06910	2BC06910	STOPPER 6	8,9,12,19
2BC06980	2BC06980	STOPPER 5	12,15
2BC12190	2BC12190	SPRING,MIRROR HOLDER	12
2BG06480	2BG06480	BAND B	8
2BG22990	2BG22990	CUT WASHER 4	16,20
2C912150	2C912150	RETAINER WIRE	12
2C912430	2C912430	LID KMAS	3
2C927210	2C927210	SENSOR 248NL1	9
2DC12170	2DC12170	SPRING TENSION	8
2DC12230	2DC12230	SLIDER SCANNER	12
2FB04270	2FB04270	PLATE MAGNET	1
2FB07330	2FB07330	STOPPER BYPASS TABLE	11
2FB12180	2FB12180	MIRROR B	12
2FB20860	2FB20860	PIN FUSER COVER	13
2FB27160	2FB27160	INTER LOCK SWITCH	23
2FG27110	2FG27110	SWITCH REGISTRATION	8
2FM02210	5MVM274DN002	PULLEY MID /B-11 FRAME A4	22
2FM02320	5MVG144DN003	GEAR FD Z31 /B-11 FRAME A4	22
2FM04150	5MVM163DN005	CAP SPRING /B-11 ENCLOSURE A4	7,8,9,10,22
3019527401	19527401	POWER CORD(120)	25
3025418011	25418011	KEY COUNTER	29
3029236241	29236241	SOCKET ASS'Y,KEY COUNTER	29
302A369709	2A369709	SET PARTS KEYCOUNTER NEW COLOR	29
302AR94050	2AR94050	PARTS AC CORD EU SP	25
302BG22531	2BG22531	SPRING COUPLING DLP	19
302BM07410	2BM07410	GEAR GUIDE SIDE	6
302C912291	2C912291	SPRING SCANNER TENSION	12
302F708310	2F708310	SPRING LOCK MPF	7
302F729080	2F729080	SPACER DU	23
302F902180	2F902180	SPRING LEVER EF	9
302F906030	2F906030	GEAR FEED Z26H	7,10
302F906230	2F906230	PULLEY FEED ASSY	7
302F909171	2F909171	RETARD ROLLER ASSY	7

Part.No.	Alternative.	Description	Fig.No.
302F909210	2F909210	PAD BOTTOM	11
302F925160	2F925160	PULLEY FACE UP	10
302F925780	2F925780	SPRING DU	9
302F929260	2F929260	PULLEY DU LOW	7,9,22
302FB06151	2FB06151	JOINT DRIVE	10
302FB09830	2FB09830	CUT WASHER 4	11,20
302FB16320	2FB16320	PIN ROLLER RELEASE LEVER	4
302FB26290	2FB26290	LID VENDOR	24
302FZ01310	2FZ01310	VARISTOR TC ASS'Y	9
302FZ02300	2FZ02300	SPRING STOPPER	4
302FZ02410	2FZ02410	LEVER RETAINER	15
302FZ02420	2FZ02420	SPRING RETAINER	15
302FZ02580	2FZ02580	CAP HANDLE	4
302FZ02591	2FZ02591	HOOK DLP	4
302FZ02720	2FZ02720	PLATE FUSER	4
302FZ03110	2FZ03110	SEAL HANDLE	4
302FZ07020	2FZ07020	PULLEY MPT BYPASS	9
302FZ20021	2FZ20021	SPRING LID	8
302FZ20040	2FZ20040	SPRING LSU	8
302FZ21720	2FZ21720	POLYSLIDER CUT WASHER 4	9
302FZ22870	2FZ22870	SPRING ACTUATOR BYPASS	10
302FZ28260	2FZ28260	EXIT PUSH	22
302FZ28270	2FZ28270	SPRING EXIT PUSH	22
302FZ29131	2FZ29131	SPRING DU	6
302FZ31250	2FZ31250	COUPLING DLP DRIVE	19
302FZ31280	2FZ31280	COLLAR DLP COUPLING	19
302FZ44040	2FZ44040	FAN BOX COOLING	25
302FZ94420	2FZ94420	PARTS,FAN COOLING CONVEYING SP	9,21
302FZ94660	2FZ94660	PARTS,FAN IMAGE SP	21
302GR03010	2GR03010	RETAINER KEY COUNTER COVER	29
302GR03020	2GR03020	RETAINER KEY COUNTER	29
302GR04370	2GR04370	MAGNET CLIP DISH	2
302GR04380	2GR04380	SEAL MAGNET	2
302GR05120	2GR05120	MOUNT SLIDE	26
302GR06110	2GR06110	TORQUE-LIMITER 360	10,16
302GR09991	2GR09991	LIFT LOCK	6
302GR17180	2GR17180	PIN SCANNER RETAINING	12
302GR17281	2GR17281	MIRROR B	12
302GR17350	2GR17350	PIN WIRE PULLEY B	12
302GR17380	2GR17380	SPRING RELEASE SWITCH	12
302GR17861	2GR17861	PLATE PULLEY	12
302GR17961	2GR17961	MIRROR C	12
302GR44080	2GR44080	FAN LSU 60-25	21
302H004660	2H004660	MAGNET CATCH	2,15
302H005340	2H005340	BUSH SLIDE OPE	26
302H005690	2H005690	PIN HINGE OPE C	26
302H006120	2H006120	GEAR Z20S JOINT FEED B	20
302H017180	2H017180	PULLEY SCANNER	12
302H017310	2H017310	GROUND SCANNER REAR	4
302H017380	2H017380	GROUND BASE SCANNER	4

• Parts with "⊙" indicate regular maintenance parts.

	Part.No.	Alternative.	Description	Fig.No.
	302H024370	2H024370	BUSH 6 EW	7,9,22
	302H024830	2H024830	BUSH 8	19
	302H028590	2H028590	PLATE GUIDE DU	2
	302H029110	2H029110	PULLEY 26 DU	9
⊙	302H044110	2H044110	SENSOR ORIGINAL	12
⊙	302H094300	2H094300	PARTS,HUMIDITY SENSOR,SP	1
	302H702590	2H702590	BUSH SCREW	7,8,10,15,19,20,22
	302H703100	2H703100	SHUTTER PIPE UP	15
	302H703130	2H703130	SEAL PIPE DLP UP	15
	302H703240	2H703240	SPRING PIPE UP	15
	302H703390	2H703390	LEVER WASTE TRAY	16
	302H703420	2H703420	PLATE DRUM EARTH	15
	302H703430	2H703430	SEAL SCREW	15
	302H703450	2H703450	SPRING HOOK WASTE	15
	302H703510	2H703510	SPRING TRAY WASTE	15
	302H703542	2H703542	PIPE DLP UP	15
	302H703570	2H703570	SEAL CONT SHUTTER	15
	302H703740	2H703740	SEAL PIPE WASTE B	15
	302H705350	2H705350	BUSH PIN OPE	26
	302H705610	2H705610	CUSHION LCD	26
	302H707110	2H707110	SPRING EARTH BYPASS F	9
	302H708150	2H708150	SPONGE WIRE MPT	7,11
	302H712650	2H712650	SPRING DRUM JOINT	11,20
	302H717160	2H717160	PULLEY SCANNER	12
	302H717252	2H717252	DRUM PULLEY	12
	302H717381	2H717381	WIRE SCANNER FRONT	12
	302H717391	2H717391	WIRE SCANNER REAR	12
	302H717440	2H717440	SEAL FRAME SIDE B	12,26
	302H717500	2H717500	COVER PLATEN	27
	302H717510	2H717510	COVER POCKET	27
	302H717520	2H717520	STOPPER RELEASE SWITCH	27
	302H717600	2H717600	HINGI ORIGINAL HOLDER	27
	302H722690	2H722690	SHEET WIRE CONV E	26
	302H722760	2H722760	PULLEY MIDDLE A	8,9,10
	302H724020	2H724020	SPRING REGIST C	9
⊙	302H728080	2H728080	GEAR Z23S EXIT	22
	302H728100	2H728100	SPRING EXIT PULLEY	6
	302H729120	2H729120	SPRING ACT DU	9
	302H731640	2H731640	COUPLING CONT D	20
	302H731650	2H731650	SPRING PADDLE CONT D	19,20
	302H733430	2H733430	SCREW FAN	21
	302H734170	2H734170	LABEL PUSH A	16
⊙	302H794610	2H794610	PARTS HEATER DEHUMIDIFIER 240	28
⊙	302H794620	2H794620	PARTS HEATER DEHUMIDIFIER 120	28
	302HG02450	2HG02450	SEAL FRAME MIDDLE A	21
	302HG12310	2HG12310	CUT WASHER 4	9
	302HN02970	2HN02970	FELT CLEANER ID	23
	302HN06080	2HN06080	PULLEY PICKUP ASSY	7
	302HN28120	2HN28120	SPRING PULLEY A	22

	Part.No.	Alternative.	Description	Fig.No.
	302HN31680	2HN31680	PIN DRIVE B	9
⊙	302HN44010	2HN44010	FAN MOTOR	21
	302J311070	2J311070	TAPE SEPARATOR	2
	302JD19140	2JD19140	BUSHING FAN	25
	302JF22010	2JF22010	PULLEY MIDDLE	22
⊙	302JZ31170	2JZ31170	GEAR Z27L MAIN	20
	302K019140	2K019140	SHEET LSU FRAME	13
	302K302A50	2K302A50	PLATE EARTH ISU	26
	302K317062	2K317062	FRAME MIRROR A	12
	302K317160	2K317160	GUIDE FFC LED B	12
	302K317172	2K317172	GUIDE FFC LED C	12
	302K317310	2K317310	GUIDE FFC LED D	12
	302K317330	2K317330	MOUNT PI	12
	302K317450	2K317450	SEAL FRAME ISU A	12
	302K317460	2K317460	SEAL FRAME ISU B	12
	302K317650	2K317650	SEAL FRAME ISU C	12
	302K317660	2K317660	FILM FRAME	12
	302K317791	2K317791	SHEET FFC LED	12
	302K317830	2K317830	PLATE ADJUST B	12
	302K324450	2K324450	BUSH 6	7,8
	302K324460	2K324460	SHAFT FEED	9,10,22
	302K339050	2K339050	PLATE OPTION	25
⊙	302K394190	2K394190	PARTS MOTOR LIFT ASSY SP	23
	302K394201	2K394201	PARTS MOTOR-BL W30 SP	19
	302K505280	2K505280	SPONGE LCD B	26
	302K900021	2K900021	LSU RETAINER FRAME ASSY	13
	302K902250	2K902250	PLATE MOUNT DP	4
	302K902320	2K902320	PLATE LSU ADJUST	13
	302K902370	2K902370	MOUNT LSU PWB	13
	302K902380	2K902380	HOLDER LSU FRONT	13
	302K902410	2K902410	PIN LSU RETAINER	8
	302K902460	2K902460	HOLDER LSU REAR	13
	302K902470	2K902470	PIN LSU RETAINING	13
	302K902480	2K902480	SPRING-COMPRESSION LSU RETAINING	13
	302K902490	2K902490	SHAFT GLASS CLN	13
	302K902511	2K902511	COVER LSU PWB	13
	302K902550	2K902550	MOUNT LSU LID	13
	302K902571	2K902571	FILM BASE CASSETTE	4
	302K902610	2K902610	PLATE DC MOTOR 10	13,20
	302K902700	2K902700	GUIDE TRANSFER L	23
	302K902710	2K902710	PLATE COVER ID SENSOR	23
	302K902720	2K902720	RAIL DRUM RIGHT	23
	302K902731	2K902731	SHUTTER ID SENSOR	23
	302K902750	2K902750	SHEET GUIDE TRANSFER	23
	302K902761	2K902761	RAIL MIDDLE TRANSFER REAR	4
	302K902770	2K902770	RAIL MIDDLE TRANSFER FRONT	4
	302K902780	2K902780	STOPPER RAIL REAR	4
	302K902790	2K902790	STOPPER RAIL FRONT	4
	302K902810	2K902810	SHEET LSU LEFT	4
	302K902820	2K902820	GUIDE WIRE ID	24

• Parts with "⊙" indicate regular maintenance parts.

Part.No.	Alternative.	Description	Fig.No.
302K902830	2K902830	PLATE RAIL	4
302K902850	2K902850	RAIL EXIT REAR	4
302K902870	2K902870	ARM ID SOLENOID	23
302K902910	2K902910	GUIDE LSU PIN	13
302K902930	2K902930	PLATE EARTH IMAGE F	4
302K902950	2K902950	ADJUSTER SCANNER	4
302K902960	2K902960	MOUNT RUBBER SCANNER	4
302K902990	2K902990	SHEET COVER PWB FEED	4
302K902A00	2K902A00	HOLDER MOTOR	13
⊙ 302K903130	2K903130	GEAR Z35S	20
⊙ 302K903140	2K903140	GEAR Z18S	15,20
⊙ 302K903180	2K903180	GEAR IDLE Z20S-Z15R	15
302K903200	2K903200	SHAFT DRIVE B	15
302K903250	2K903250	SPONGE FAN	15
302K905900	2K905900	SPRING USB HOLD	2,26
302K906051	2K906051	GUIDE PRIMARY FEED	7
302K906080	2K906080	PIN PICK UP IDLE	7
302K906100	2K906100	MOUNT PRIMARY FEED	7
302K906111	2K906111	PLATE PRIMARY FEED DRIVE	7
302K906140	2K906140	COUPLING PRIMARY FEED DRIVE	7,10
302K906151	2K906151	HOLDER RETARD	7
302K906180	2K906180	JOINT RETARD DRIVE	10
302K906250	2K906250	GUIDE PRIM FEED WIRE	7
302K906260	2K906260	SPRING PICK UP	7
302K906270	2K906270	MOUNT PRIMARY FEED R	7
302K906280	2K906280	HOLDER PRIM FEED PULLEY	7
302K906290	2K906290	HOLDER SENSOR FEED	7
302K906300	2K906300	PLATE RETARD HOLDER	7
302K906321	2K906321	ACTUATOR PAPER EMPTY	7
302K906420	2K906420	PLATE RETARD ADJUST	7
302K906500	2K906500	PLATE FEED LOW	8
302K906510	2K906510	SHAFT FEED LOW	7,8
302K906520	2K906520	SPRING FEED ACT	8
⊙ 302K906600	2K906600	COVER FEED LOW	8
302K906610	2K906610	GUIDE FEED LOW	8
302K906640	2K906640	HOLDER FEED LOW PULLEY	8
302K906660	2K906660	HANDLE FEED LOW	8
302K906670	2K906670	HOOK FEED LOW	8
302K906681	2K906681	SHAFT FEED LOW HOOK	8
⊙ 302K906691	2K906691	LID SIDE FEED	8
302K906700	2K906700	HOLDER PULLEY	7
302K906710	2K906710	SHAFT ASSIST PULLEY	7
302K906721	2K906721	SHEET PRIMARY FEED HI	7
302K906750	2K906750	TORQUE-LIMITER 390	7,10
302K908012	2K908012	BASE MPF UPPER	10
302K908021	2K908021	BASE MPF LOWER	10
302K908030	2K908030	TRAY MPF A	11
302K908040	2K908040	TRAY MPF B	11
302K908050	2K908050	TRAY MPF C	11
302K908060	2K908060	TRAY MPF D	11

Part.No.	Alternative.	Description	Fig.No.
302K908080	2K908080	BASE LIFT	11
302K908090	2K908090	COVER CURSOR	11
302K908100	2K908100	CURSOR MPF F	11
302K908110	2K908110	CURSOR MPF R	11
302K908120	2K908120	RACK CURSOR MPF	11
302K908130	2K908130	ARM LIFT A	11
302K908140	2K908140	ARM LIFT B	11
302K908160	2K908160	GUIDE WIRE TRAY	11
302K908190	2K908190	SHAFT LIFT MPF	11
302K908200	2K908200	SPRING-COMPRESSION LIFT	11
302K908211	2K908211	ACTUATOR SIZE DETECTION	11
302K908220	2K908220	SPRING-TORSION SIZE DETECTION	11
302K908230	2K908230	HOLDER FEED MPF	10
302K908240	2K908240	HOLDER RETARD MPF	10
302K908250	2K908250	HOLDER MIDDLE PULLEY	10
302K908261	2K908261	CASE LIFT MOTOR A	10
302K908270	2K908270	COVER CLUTCH	10
302K908280	2K908280	ACTUATOR FEED MPF	10
302K908290	2K908290	ACTUATOR PAPER SET	10
302K908300	2K908300	SHAFT PICKUP MPF	10
302K908310	2K908310	LEVER LIFT	10
302K908320	2K908320	GUIDE DU LOWER	10
⊙ 302K908350	2K908350	GEAR Z30R PICKUP	10
⊙ 302K908360	2K908360	WORM-WHEEL 36 Z18S	10
⊙ 302K908370	2K908370	GEAR Z46S-Z18S	10
⊙ 302K908380	2K908380	GEAR LIFT Z64S	10
⊙ 302K908390	2K908390	GEAR LIFT Z25S	10
⊙ 302K908410	2K908410	GEAR RETARD MPF Z17L	10
⊙ 302K908420	2K908420	GEAR RETARD MPF Z24L	10
302K908440	2K908440	GUIDE MIDDLE MPF	10
302K908450	2K908450	PIN RETARD MPF	10
302K908460	2K908460	MOUNT PI	9,10
302K908471	2K908471	SHAFT FEED MPF A	10
302K908480	2K908480	SHAFT FEED MPF B	10
302K908491	2K908491	SHAFT RETARD MPF A	10
302K908501	2K908501	SHAFT RETARD MPF B	10
302K908530	2K908530	SPRING PICKUP MPF	10
302K908540	2K908540	SPRING RETARD MPF	10
302K908570	2K908570	SPRING PAPER SET	10
302K908580	2K908580	HOLDER SIZE DETECTION	11
302K908590	2K908590	FILM MIDDLE GUIDE	10
302K908610	2K908610	FILM RETARD	10
302K908620	2K908620	DAMPER MPF A	10
302K908630	2K908630	DAMPER MPF B	10
302K908640	2K908640	SPRING DAMPER	10
302K908650	2K908650	HOLDER MPF TABLE	11
302K908660	2K908660	PLATE DC MOTOR 6	9,10,20
302K908692	2K908692	FILM DU GUIDE B	10
302K908700	2K908700	SPRING MIDDLE R	10
302K909021	2K909021	RAIL CURSOR	6

• Parts with "⊙" indicate regular maintenance parts.

Part.No.	Alternative.	Description	Fig.No.
302K909031	2K909031	CURSOR FRONT	6
302K909041	2K909041	CURSOR REAR	6
302K909050	2K909050	LEVER CURSOR	6
302K909060	2K909060	RACK CURSOR	6
302K909090	2K909090	PLATE WORK	6
302K909100	2K909100	CAM CURSOR RAIL	6
302K909121	2K909121	LEVER CURSOR LOCK REAR	6
302K909131	2K909131	SHAFT CURSOR GEAR	6
302K909140	2K909140	CAP TURN PLATE	6
302K909151	2K909151	LOCK REAR CURSOR	6
302K909190	2K909190	SHAFT WORK PLATE	6
302K909251	2K909251	LEVER SIDE SW	6
302K909260	2K909260	PAD BOTTOM	6
302K909270	2K909270	ACTUATOR PAPER LEVEL DETECTION	6
302K909510	2K909510	MOUNT PAPER LEVEL SENSOR	23
302K909520	2K909520	MOUNT SIZE SENSOR	23
302K909541	2K909541	HOLDER SIZE DETECTION	23
302K909580	2K909580	PIN PAPER SIZE A	23
302K909590	2K909590	PIN PAPER SIZE B	23
302K909600	2K909600	PIN PAPER SIZE C	23
302K909630	2K909630	SHAFT HOOK PULLEY	4
302K909640	2K909640	LEVER CASSETTE HOOK	4
302K911210	2K911210	SPRING PRESS	23
302K917021	2K917021	PULLEY ISU Z59	12
302K917030	2K917030	MOUNT ISU DRIVE	12
302K917040	2K917040	BELT ISU	12
302K917060	2K917060	SHAFT ISU	12
302K917080	2K917080	PLATE SLIT PI	12
302K917091	2K917091	FRAME MIRROR B	12
302K917100	2K917100	SEAL FRAME ISU	11
302K917120	2K917120	SWITCH RELEASE	12
302K917130	2K917130	MOUNT RELEASE SWITCH	12
302K917150	2K917150	PULLEY LEFT FRAME	12
302K917170	2K917170	FILM FRAME SIDE F	12
302K917180	2K917180	FILM FRAME SIDE R	12
302K917230	2K917230	MOUNT PWB	12
302K917240	2K917240	CAP PULLEY ISU	12
302K917381	2K917381	GUIDE WIRE ISU	12
302K917400	2K917400	COVER ISU	12
302K921120	2K921120	STOPPER 8	8,19
302K921180	2K921180	GEAR RELEASE Z10R	9
302K921380	2K921380	ACTUATOR RELEASE	9
302K921420	2K921420	CUT-WASHER 6	9
302K922120	2K922120	HOLDER DISCHARGER	9
302K922130	2K922130	PLATE DISCHARGER	9
302K922160	2K922160	GEAR Z29R	9
302K922190	2K922190	PLATE CONTACT DISCHARGER	9
302K922200	2K922200	SPRING-COMPRESSION DISCHARGER	9
302K922210	2K922210	GUIDE TRANSFER R	9
302K922230	2K922230	PLATE EARTH GUIDE TC	9

Part.No.	Alternative.	Description	Fig.No.
302K922240	2K922240	PLATE EARTH TRANSFER	9
302K922280	2K922280	TAPE DISCHARGER	9
302K923520	2K923520	HOLDER MOTOR CLN	23
302K924011	2K924011	BASE CONVEYING	9
302K924040	2K924040	SPRING-COMPRESSION REGIST F	9
302K924050	2K924050	SPRING-COMPRESSION REGIST R	9
302K924060	2K924060	GEAR Z22R	9
302K924081	2K924081	PLATE GUIDE CONVEYING	9
302K924090	2K924090	GUIDE CONVEYING TC	9
302K924100	2K924100	RETAINER LOOP SENSOR	9
302K924120	2K924120	SPRING-COMPRESSION TRANSFER F	9
302K924140	2K924140	LEVER RELEASE TRANSFER	9
302K924200	2K924200	SHAFT RELEASE CAM	9
302K924210	2K924210	CAM RELEASE TRANSFER	9
302K924250	2K924250	PLATE EARTH REGIST	9
302K924270	2K924270	SPRING-TORSION DISCHARGER	9
302K924280	2K924280	SPRING CONTACT DISCHARGER	9
302K924290	2K924290	PLATE CONTACT HV	9
302K924300	2K924300	SLIDER CONVEYING	4
302K924311	2K924311	MOUNT SLIDER CONVEYING	4
302K924340	2K924340	MOUNT DRAWER A	24
302K924350	2K924350	PIN DRAWER	24
302K924360	2K924360	SPRING DRAWER	24
302K924380	2K924380	MOUNT DRAWER B	24
302K924390	2K924390	HOLDER DRAWER	9
302K924410	2K924410	FRAME DU	9
302K924430	2K924430	BUSH REGIST CENTER	9
302K924440	2K924440	HOLDER BUSH REGIST	9
302K924450	2K924450	PIN HOOK	4
302K924510	2K924510	GEAR Z24L	8
302K924530	2K924530	FRAME MIDDLE FEED	8
302K924542	2K924542	PLATE MIDDLE FEED	8
302K924560	2K924560	SHEET REGIST L A	8
302K924570	2K924570	PLATE EARTH MIDDLE	8
302K924600	2K924600	GEAR Z20S	8
302K924620	2K924620	PLATE HV	8
302K924640	2K924640	GEAR Z19S IDLE	8
302K924690	2K924690	GEAR Z27L Z24L	8
302K924710	2K924710	MOUNT LEVER RELEASE F	9
302K924720	2K924720	MOUNT LEVER RELEASE R	9
302K924731	2K924731	COVER LEVER RELEASE F	9
302K924740	2K924740	COVER LEVER RELEASE R	9
302K924770	2K924770	SPRING HOLDER PULLEY	9,10
302K924782	2K924782	HOUSING RELEASE DRIVE	9
302K924790	2K924790	GEAR RELEASE Z10R Z83S	9
302K924800	2K924800	WORM WHEEL Z31S Z33L	9
302K924810	2K924810	PLATE EARTH RELEASE	9
302K924820	2K924820	CUT-WASHER 4	6,7,8,9,10,20
302K924830	2K924830	BUSH DU EW	9
302K924841	2K924841	MOUNT PI	9

• Parts with "⊙" indicate regular maintenance parts.

Part.No.	Alternative.	Description	Fig.No.
302K924861	2K924861	HOLDER SENSOR REGIST	8
302K924870	2K924870	HOLDER SENSOR MIDDLE	8
302K924881	2K924881	SHEET REGIST L C	8
302K924890	2K924890	SHEET COVER SENSOR	8
302K924901	2K924901	BUSH REGIST	9
302K924910	2K924910	SHEET HOLD PI	9
302K924920	2K924920	PLATE EARTH DU2	9
302K926220	2K926220	SPRING IH	4
302K928190	2K928190	SPRING-TORSION SWITCHBACK	9,22
302K929011	2K929011	FRAME CONVEYING F	9
302K929020	2K929020	FRAME CONVEYING R	9
302K929030	2K929030	PLATE CONVEYING UP	9
302K929040	2K929040	PLATE CONVEYING LOW	9
302K929051	2K929051	PLATE CONVEYING TOP	9
302K929062	2K929062	MOUNT DU DRIVE	9
302K929071	2K929071	COVER DU	10
302K929080	2K929080	GUIDE COVER DU	10
302K929090	2K929090	LEVER COVER RIGHT	9
302K929100	2K929100	SHAFT CONVEYING HOOK UP	9
302K929120	2K929120	HOOK CONVEYING UP	9
302K929140	2K929140	HOOK CONVEYING LOW F	9
302K929150	2K929150	HOOK CONVEYING LOW R	9
302K929160	2K929160	CAM HOOK REAR	9
302K929170	2K929170	CAM HOOK FRONT	9
302K929190	2K929190	SPRING HOOK UP	9
⊙ 302K929201	2K929201	COVER RIGHT	3
⊙ 302K929240	2K929240	GEAR Z30R-Z27L	9
⊙ 302K929250	2K929250	GEAR Z45L	9
⊙ 302K929260	2K929260	GEAR Z42R	9
⊙ 302K929270	2K929270	GEAR Z25L	9
⊙ 302K929280	2K929280	GEAR Z23R PULLEY P18 S2M	9
302K929310	2K929310	BELT S2M A145	9
302K929320	2K929320	BELT S2M Z204	9
302K929330	2K929330	ACTUATOR DU	9
302K929371	2K929371	COVER INNER CONVEYING A	9
302K929380	2K929380	LID FILTER DU	10
302K929400	2K929400	ARM HOOK F	9
302K929410	2K929410	ARM HOOK R	9
302K929490	2K929490	COVER RIGHT GUIDE	9
⊙ 302K929550	2K929550	GEAR Z23R-Z23L	9
302K929580	2K929580	GUIDE UNIT R	9
302K929590	2K929590	COVER INNER CONVEYING B	3
302K929600	2K929600	PLATE JOINT	9
302K929610	2K929610	GUIDE GEAR	9
302K929620	2K929620	PLATE DRAWER	9
302K929630	2K929630	PIN CONVEYING F	9
302K929640	2K929640	PIN CONVEYING R	9
302K929660	2K929660	PLATE EARTH DU MIDDLE	9
302K929680	2K929680	SPRING-COMPRESSION COVER DU	9
302K929690	2K929690	PLATE EARTH DU	9

• Parts with "⊙" indicate regular maintenance parts.

Part.No.	Alternative.	Description	Fig.No.
302K929710	2K929710	COVER ARM	9
302K929720	2K929720	MOUNT MOTOR DU MIDDLE	9
302K929750	2K929750	COVER WIRE	9
302K931013	2K931013	HOLDER DRUM DRIVE	19
302K931022	2K931022	PLATE DRUM DRIVE	19
⊙ 302K931030	2K931030	GEAR Z160R	19
302K931041	2K931041	SHAFT DRUM DRIVE	19
302K931060	2K931060	HOLDER BEARING SUPPORT	19
302K931070	2K931070	PLATE EARTH DRUM	19
302K931080	2K931080	WIRE STOPPER	4,7,9,10,12,21,23
302K931100	2K931100	PLATE MOTOR DRUM	19
302K931130	2K931130	COUPLING DRUM	19
302K931170	2K931170	PLATE EARTH MAIN	19
302K931180	2K931180	SHAFT DLP DRIVE	19
⊙ 302K931190	2K931190	GEAR Z74R	19
302K931210	2K931210	HOLDER ATTACHMENT	24
302K931411	2K931411	HOLDER FEED DRIVE	20
302K931420	2K931420	PLATE FEED DRIVE	20
302K931431	2K931431	SHAFT FEED DRIVE	20
302K931441	2K931441	SHAFT MID DRIVE	20
302K931450	2K931450	PIN FEED DRIVE	20
⊙ 302K931470	2K931470	GEAR Z61R-Z34R	20
302K931480	2K931480	SHAFT ASSIST DRIVE	20
⊙ 302K931490	2K931490	GEAR Z28L	20
⊙ 302K931500	2K931500	GEAR Z28R	20
⊙ 302K931510	2K931510	GEAR Z35R	20
⊙ 302K931520	2K931520	GEAR Z40L-Z34L	20
302K931530	2K931530	COUPLING DRIVE	7,20
302K931540	2K931540	PLATE EARTH FEED	20
⊙ 302K931550	2K931550	GEAR Z27L	20
⊙ 302K931620	2K931620	GEAR Z90R JOINT	19
⊙ 302K931630	2K931630	GEAR Z50S JOINT	19
302K931640	2K931640	JOINT FUSER DRIVE	19
302K931660	2K931660	SPRING JOINT	19
302K931690	2K931690	LEVER RELEASE FUSER DRIVE	4
302K931710	2K931710	HOLDER CONT DRIVE K	20
302K931720	2K931720	PLATE CONT DRIVE	20
302K931740	2K931740	HOLDER CONT DRIVE C	20
⊙ 302K931760	2K931760	WORM WHEEL Z56L-Z20S	20
302K931780	2K931780	SHAFT CONT DRIVE	20
⊙ 302K931810	2K931810	WORM WHEEL Z40L-Z20S	20
⊙ 302K931830	2K931830	GEAR Z34S JOINT	20
302K931840	2K931840	CUT-WASHER 8X17	19
⊙ 302K931920	2K931920	GEAR Z100R Z48R	19
302K931960	2K931960	HOLDER BEARING 688ZZ	12
302K931970	2K931970	HOLDER BEARING MR126ZZ	8
302K931980	2K931980	SPRING LEVER RELEASE	4
302K933051	2K933051	DUCT LSU LOW	21
302K933061	2K933061	DUCT LSU UP	21

Part.No.	Alternative.	Description	Fig.No.
302K933101	2K933101	DUCT TONER MIDDLE	21
302K933111	2K933111	DUCT TONER REAR	21
302K933151	2K933151	DUCT EXIT RIGHT	21
302K933161	2K933161	DUCT EXIT LEFT	21
302K933181	2K933181	COVER FILTER EXIT	2
302K933190	2K933190	DUCT FUSER REAR	21
302K933281	2K933281	HOLDER FAN LOW VOLT	21
302K933320	2K933320	SHEET DUCT DLP C	21
302K933410	2K933410	SEAL DUCT TONER	24
302K933470	2K933470	SEAL TONER REAR A	21
302K933480	2K933480	SEAL TONER REAR B	21
302K933490	2K933490	SEAL TONER REAR C	21
302K933500	2K933500	SEAL TONER REAR D	21
302K933540	2K933540	SEAL TONER REAR E	21
302K933551	2K933551	SEAL LSU DUCT	21
302K933560	2K933560	DUCT FUSER RIGHT	21
302K933572	2K933572	DUCT FUSER LEFT	21
302K933580	2K933580	SEAL DUCT EXIT	21
302K934011	2K934011	LABEL PAPER SIZE A	6
302K934021	2K934021	LABEL PAPER SIZE B	6
302K934030	2K934030	LABEL CASSETTE OPERATION	6
302K934040	2K934040	LABEL SET PAPER	6
302K934050	2K934050	LABEL CASSETTE NUMBER 1	6
302K934060	2K934060	LABEL CASSETTE NUMBER 2	6
302K934090	2K934090	LABEL CASSETTE PAPER MAX	6
302K934100	2K934100	LABEL CASSETTE CURSOR LOCK	6
302K934700	2K934700	SHEET CASSETTE PAPER SIZE A	6
302K934710	2K934710	SHEET CASSETTE PAPER SIZE B	6
302K934730	2K934730	SHEET CASSETTE PAPER MEDIA KL-A	6
302K934740	2K934740	SHEET CASSETTE PAPER MEDIA KL-B	6
302K934750	2K934750	SHEET CASSETTE PAPER MEDIA KL-C	6
302K934760	2K934760	SHEET CASSETTE PAPER MEDIA KL-D	6
302K934770	2K934770	SHEET CASSETTE PAPER MEDIA KL-E	6
302K939030	2K939030	RAIL PWB	25
302K939043	2K939043	HOLDER FAN MAIN	25
302K939080	2K939080	PLATE SHIELD BOX	4
302K939091	2K939091	GUIDE FFC FRONT	23
302K939100	2K939100	SHEET FRONT FFC 40	23
302K939110	2K939110	SHEET FRONT FFC 45	23
302K939120	2K939120	GUIDE WIRE FRONT	23
302K939132	2K939132	GUIDE FFC LSU	23
302K939141	2K939141	GUIDE FFC FEED 1	24
302K939150	2K939150	PLATE PWB FEED	24
302K939170	2K939170	GUIDE FFC FEED 2	24
302K939180	2K939180	TERMINAL HV MAIN	24
302K939190	2K939190	SPRING HV MC	24
302K939200	2K939200	SPRING HV	24
302K939220	2K939220	SHEET PWB HVU MAIN	24
302K939240	2K939240	PLATE HVU TRANS	24
302K939250	2K939250	COVER HVU TRANS	24

Part.No.	Alternative.	Description	Fig.No.
302K939260	2K939260	PIN HV CONTACT	24
302K939270	2K939270	TERMINAL HV TRANS	24
302K939280	2K939280	SPRING HV TRANS	24
302K939290	2K939290	TERMINAL HV DRIVE	24
302K939300	2K939300	SPRING HV DRIVE	24
302K939310	2K939310	SPRING HV SEPARATION	24
302K939320	2K939320	TERMINAL HV CL	24
302K939330	2K939330	SPRING HV CL	24
302K939340	2K939340	GUIDE HV SEPARATION	4
302K939350	2K939350	PLATE HV SEPARATION	4
302K939360	2K939360	SPRING HV	4,8
302K939381	2K939381	GUIDE WIRE INLET	23
302K939401	2K939401	PLATE PWB LVU	24
302K939410	2K939410	GUIDE WIRE LVU	24
302K939431	2K939431	PLATE OPTION COIN-VENDOR	24
302K939470	2K939470	COVER WIRE IH	23
302K939521	2K939521	COVER WIRE FUSER	23
302K939550	2K939550	GUIDE WIRE ISU	23
302K939560	2K939560	DUCT FAN IH	23
302K939601	2K939601	GUIDE FFC BRIDGE	24
302K939610	2K939610	SHEET WIRE CASSETTE	23
302K946160	2K946160	WIRE MIDDLE TRANSFER MOTOR	19
302K946260	2K946260	WIRE HVU T1	24
302K946310	2K946310	WIRE DU LOW	9
302K946370	2K946370	WIRE MPF	10
302K946380	2K946380	WIRE MPF TRAY	11
302K946400	2K946400	WIRE CASSETTE SIZE	23
302K946410	2K946410	WIRE LIFT MOTOR	23
302K946420	2K946420	WIRE PAPER SENSOR	23
302K946430	2K946430	WIRE GUIDE FEED LOW	8
302K946441	2K946441	WIRE FEED MOTOR	20
302K946451	2K946451	WIRE GUIDE FEED MIDDLE	8
302K946460	2K946460	WIRE DU SENSOR	9
302K946490	2K946490	WIRE ID SENSOR	23
302K946520	2K946520	WIRE CONVEYING	9
302K946530	2K946530	WIRE INTERLOCK	23
302K946540	2K946540	WIRE FUSER MOTOR	19
302K946550	2K946550	WIRE REGIST MOTOR	19
302K946571	2K946571	WIRE FEED JOINT	24
302K946600	2K946600	WIRE MPF SIZE DETECTION	11
302K946610	2K946610	WIRE DU JOINT	24
302K946640	2K946640	WIRE LVU FAN	21
302K946660	2K946660	WIRE TONER DUCT FAN	25
302K946670	2K946670	WIRE FFC CCD	12
302K946680	2K946680	WIRE CCD POWER	12
302K946690	2K946690	WIRE ASSIST CLUTCH	20
302K946700	2K946700	WIRE CCD DATA	12
302K946710	2K946710	WIRE FFC LED	12
302K946720	2K946720	WIRE ISC-MAIN	12
302K946730	2K946730	WIRE OPEN SENSOR	12

• Parts with "⊙" indicate regular maintenance parts.

Part.No.	Alternative.	Description	Fig.No.
302K946750	2K946750	WIRE ORIGINAL SENSOR	12
302K946910	2K946910	WIRE KUIO POWER	25
302K946930	2K946930	WIRE FEED POWER	20
302K946940	2K946940	WIRE FRONT POWER	23
302K946950	2K946950	WIRE T1 POWER	24
302K946960	2K946960	WIRE ENGINE POWER	24
302K946970	2K946970	WIRE MOTOR-LVU	24
302K946A10	2K946A10	WIRE HDD POWER	25
302K946A60	2K946A60	WIRE PF CASSETTE HEATER	24
302K946A80	2K946A80	WIRE TONER LEVEL SENSOR	15
302K946A90	2K946A90	WIRE HP SENSOR	12
302K946AB0	2K946AB0	WIRE FEED CLUTCH	20
302K946AJ0	2K946AJ0	WIRE KEY COUNTER	24,29
302K946BA0	2K946BA0	WIRE CONVEYING JOINT	9
302K993061	2K993061	MC-8705	14
302K994012	2K994012	PARTS MPT ASSY SP	10
302K994030	2K994030	PARTS CONTACT-GLASS ASSY(I) SP	12
302K994040	2K994040	PARTS CONTACT-GLASS ASSY(C) SP	12
302K994051	2K994051	PARTS MPT TRAY UNIT SP	11
302K994071	2K994071	PARTS ID SENSOR UNIT SP	23
302K994080	2K994080	PARTS FAN TONER UNIT(COLOR) SP	21
302K994090	2K994090	PARTS FAN FUSER FRONT UNIT SP	21
302K994101	2K994101	PARTS FILTER EXIT UNIT SP	2
302K994110	2K994110	PARTS CLN WT UNIT SP	23
302K994121	2K994121	PARTS SIZE DETECTION ASSY SP	23
302K994132	2K994132	PARTS GUIDE FEED MIDDLE ASSY SP	8
302K994140	2K994140	PARTS LSU RETAINER MOTOR ASSY SP	13
302K994150	2K994150	PARTS TONER FULL DETECT ASSY SP	15
302K994160	2K994160	PARTS ID SENSOR ASSY SP	23
302K994201	2K994201	PARTS PWB JUNCTION ASSY SP	9
302K994260	2K994260	PARTS PWB RFID ASSY SP	23
302K994270	2K994270	PARTS PWB KUIO ASSY SP	25
302K994290	2K994290	PARTS MOTOR-BL W30 DRUM SP	19
302K994300	2K994300	PARTS MOTOR PM FEED SP	22
302K994310	2K994310	PARTS MOTOR HB MID SP	8
302K994321	2K994321	PARTS MOTOR-BL W20 SP	17,19,20
302K994331	2K994331	PARTS MOTOR-BL W30 SP	19,20
302K994350	2K994350	PARTS FAN COOLING DLP 70 SP	21
302K994360	2K994360	PARTS FAN COOLING LSU 60 SP	23
302K994370	2K994370	PARTS SOLENOID FEED SHIFT SP	22
302K994390	2K994390	PARTS SOLENOID ID SENSOR SP	23
302K994401	2K994401	PARTS UNIT HIGH VOLTAGE TRANSFER SP	24
302K994420	2K994420	PARTS ROLLER ASSIST SP	7
302K994430	2K994430	PARTS ROLLER FEED LOW SP	8
302K994440	2K994440	PARTS ROLLER REGIST R SP	9
302K994450	2K994450	PARTS ROLLER REGIST L SP	8
302K994470	2K994470	PARTS ROLLER DU LOW SP	9
302K994480	2K994480	PARTS ROLLER DU MID SP	9
302K994491	2K994491	PARTS ROLLER DU UP SP	9
302K994500	2K994500	PARTS GEAR Z14R SP	13

• Parts with "⊙" indicate regular maintenance parts.

Part.No.	Alternative.	Description	Fig.No.
302K994510	2K994510	PARTS GEAR Z27S Z27R SP	13
302K994520	2K994520	PARTS GEAR Z32L SP	13
302K994540	2K994540	PARTS GEAR Z30R ONE-WAY SP	10
302K994550	2K994550	PARTS GEAR CURSOR SP	6
302K994580	2K994580	PARTS SENSOR OPT. SP	7
302K994620	2K994620	PARTS PWB MPF SIZE ASSY SP	11
302K994931	2K994931	PARTS DEHUMIDIFINR 120 SET SP	28
302K994941	2K994941	PARTS DEHUMIDIFINR 240 SET SP	28
302K994980	2K994980	PARTS MOTOR PM REGIST SP	9,19
302K994A00	2K994A00	PARTS ROLLER REGIST H SP	8
302K994A10	2K994A10	PARTS PRE BELT CLN ASSY SP	17
302K994B90	2K994B90	PARTS GUIDE PRIMARY FEED SET SP	7
302K994C20	2K994C20	PARTS PLATE PAPER BOTTOM UNIT SP	6
302K994C80	2K994C80	PARTS PAPER LEVEL SENSOR ASSY SP	23
302K994D00	2K994D00	PARTS DC MOTOR ASSY B SP	13,20
302K994D70	2K994D70	PARTS PAD ROLLER SET SP	8
302KK17031	2KK17031	MOUNT LEFT PULLEY	12
302KK17320	2KK17320	MIRROR A	12
302KK25140	2KK25140	SEAL DISCHARGER	9
302KP34220	2KP34220	LABEL HIGH TEMPERATURE CAUTION	28
302KV44041	2KV44041	CLUTCH 50 Z35R	8,9,10,20
302L603010	2L603010	SEAL WASTE PIPE LOWER	15
302L604010	2L604010	SHEET EMBLEM 3051	1
302L646010	2L646010	WIRE FUSER JOINT	23
302L646020	2L646020	WIRE HVU MAIN	23
302L646030	2L646030	WIRE DU UPPER	9
302L646040	2L646040	WIRE BELT FAN	25
302L693010	2L693010	LK-8306	13
302L693021	2L693021	FK-8300	18
302L693070	2L693070	PARTS DRUM DRIVE L UNIT SP	19
302L693080	2L693080	PARTS FEED DRIVE L SP	20
302L693090	2L693090	PARTS DRUM DRIVE BK L SP	19
302L694020	2L694020	PARTS CONVEYING UNIT(V LOW) SP	9
302L694030	2L694030	PARTS GUIDE FEED REGIST ASSY SP	8
302L694040	2L694040	PARTS PWB ENGINE ASSY SP	24
302L694050	2L694050	PARTS PWB LSU JUNC CLR 1B ASSY SP	13
302LC02153	2LC02153	FRAME FRONT FUSER A	4
302LC02160	2LC02160	FRAME FRONT FUSER B	4
302LC02170	2LC02170	FRAME FUSER UNIT	4
302LC02200	2LC02200	MOUNT LSU LEFT	13
302LC02221	2LC02221	STAY UPPER TOP RIGHT	4
302LC02240	2LC02240	HOLDER FUSER ADJUST	4
302LC02250	2LC02250	MOUNT FUSER ADJUST	4
302LC02260	2LC02260	PLATE BRACKET FUSER	4
302LC02270	2LC02270	NUT ADJUST	4
302LC02561	2LC02561	HANDLE RIGHT	4
302LC02590	2LC02590	PLATE EARTH DRUM DRIVE	21
302LC02710	2LC02710	COVER HUMIDITY SENSOR	1
302LC02720	2LC02720	SHEET HUMIDITY SENSOR A	1
302LC02730	2LC02730	SHEET HUMIDITY SENSOR B	1

Part.No.	Alternative.	Description	Fig.No.
302LC02741	2LC02741	FILM FRAME UPPER BK	4
302LC02752	2LC02752	FILM FRAME UPPER CL	4
302LC02780	2LC02780	SHEET COVER FUSER PWB	24
302LC02790	2LC02790	SHEET LEFT WIRE	4
302LC02810	2LC02810	PROTECTOR PLATE HANDLE	4
302LC03010	2LC03010	RETAINER PU	15
302LC03021	2LC03021	FRAME INNER	15
302LC03030	2LC03030	PLATE RETAINER	15
302LC03045	2LC03045	COVER INNER	15
302LC03051	2LC03051	PIPE WASTE UPPER	15
302LC03060	2LC03060	PIPE WASTE LOWER	15
302LC03070	2LC03070	SHUTTER WASTE	15
302LC03080	2LC03080	SEAL SHUTTER WASTE	15
302LC03090	2LC03090	SEAL PIPE WASTE A	15
⊙ 302LC03100	2LC03100	GEAR Z25S	16
302LC03110	2LC03110	SCREW WASTE	15
⊙ 302LC03120	2LC03120	GEAR Z18S COUPLING	16
⊙ 302LC03130	2LC03130	GEAR Z20S	20
⊙ 302LC03140	2LC03140	GEAR Z30S COUPLING	20
302LC03150	2LC03150	SHAFT DRIVE C	20
302LC03160	2LC03160	MOUNT DRIVE	20
302LC03170	2LC03170	PLATE DRIVE	20
⊙ 302LC03180	2LC03180	GEAR Z18S-Z15R	15
302LC03190	2LC03190	DUCT DLP SUB	15
302LC03200	2LC03200	SPRING COUPLING	20
⊙ 302LC03210	2LC03210	GEAR JOINT Z30S	16
302LC03230	2LC03230	BUSH 4-7	16
302LC03250	2LC03250	LID SUB DUCT	15
302LC03260	2LC03260	LID FAN DUCT A	15
302LC03290	2LC03290	DUCT FAN B	15
302LC03300	2LC03300	LID FAN DUCT B	15
302LC03311	2LC03311	SHEET WASTE TRAY	16
302LC03320	2LC03320	RAIL WASTE L	15
302LC03331	2LC03331	SHAFT SHUTTER RELEASE	15
302LC03340	2LC03340	RAIL CONTAINER R	4
302LC03360	2LC03360	RAIL CONTAINER R C	4
302LC03370	2LC03370	RAIL CONTAINER L	4
302LC03381	2LC03381	LEVER RELEASE A	15
302LC03390	2LC03390	GUIDE CONTAINER K	15
302LC03400	2LC03400	GUIDE CONTAINER M	15
302LC03410	2LC03410	GUIDE CONTAINER C	15
302LC03420	2LC03420	GUIDE CONTAINER Y	15
302LC03430	2LC03430	PIN MOUNT DRIVE	16
302LC03440	2LC03440	PIPE DLP LOWER	15
302LC03451	2LC03451	SHUTTER PIPE LOWER	15
302LC03460	2LC03460	LID COVER SHUTTER	15
302LC03492	2LC03492	LEVER RELEASE B	15
302LC03500	2LC03500	COVER CONNECTOR	15
302LC03510	2LC03510	PULLEY WASTE TRAY	16
302LC03560	2LC03560	CAM RELEASE SHAFT	15

• Parts with "⊙" indicate regular maintenance parts.

Part.No.	Alternative.	Description	Fig.No.
302LC03570	2LC03570	COVER SHUTTER	15
302LC03580	2LC03580	HOLDER TONER SENSOR	15
302LC03590	2LC03590	LEVER TONER SENSOR	15
302LC03660	2LC03660	HOOK TRAY R	15
302LC03670	2LC03670	HOOK TRAY L	15
302LC03680	2LC03680	SHAFT HOOK	15
302LC03691	2LC03691	LEVER CASS SHUTTER	15
302LC03711	2LC03711	TRAY WASTE	16
302LC03720	2LC03720	MOUNT WASTE DRIVE	16
302LC03730	2LC03730	HOLDER DRIVE B	15
302LC03740	2LC03740	MOUNT TRAY DRIVE	16
302LC03750	2LC03750	BUSH BEVEL	16
⊙ 302LC03760	2LC03760	GEAR BEVEL Z24 JOINT	16
⊙ 302LC03770	2LC03770	GEAR BEVEL Z24	16
302LC03780	2LC03780	SHAFT DRIVE D	16
302LC03790	2LC03790	HOLDER JOINT WASTE	16
302LC03890	2LC03890	SEAL BEARING	15
302LC03A10	2LC03A10	SEAL LSU COOLING A	15
302LC03A20	2LC03A20	SEAL LSU COOLING B	15
302LC03A30	2LC03A30	SEAL LSU COOLING C	15
302LC03A40	2LC03A40	SEAL LSU COOLING D	15
302LC03A60	2LC03A60	SPRING RELEASE LEVER	15
302LC03A70	2LC03A70	SEAL WASTE TRAY	16
302LC03A80	2LC03A80	SPRING WASTE SHUTTER	15
302LC03A90	2LC03A90	SPONGE WASTE TRAY	15
⊙ 302LC04042	2LC04042	COVER RIGHT UPPER	3
⊙ 302LC04052	2LC04052	COVER RIGHT LOWER F	1
⊙ 302LC04064	2LC04064	COVER RIGHT MIDDLE R	1
⊙ 302LC04072	2LC04072	COVER RIGHT LOWER R	1
⊙ 302LC04081	2LC04081	COVER RIGHT MIDDLE	3
⊙ 302LC04102	2LC04102	COVER LEFT	2
⊙ 302LC04110	2LC04110	LID LEFT COVER REAR	2
302LC04130	2LC04130	COVER ISU LEFT	12
302LC04141	2LC04141	COVER ISU RIGHT	12
⊙ 302LC04151	2LC04151	COVER ISU REAR	2
⊙ 302LC04183	2LC04183	COVER FRONT UPPER RIGHT	2
⊙ 302LC04241	2LC04241	COVER FRONT RIGHT LOWER	1
⊙ 302LC04251	2LC04251	COVER INNER LEFT	1
⊙ 302LC04260	2LC04260	COVER INNER FEED F	1
⊙ 302LC04272	2LC04272	EMBLEM	1
⊙ 302LC04280	2LC04280	COVER HANDLE	1
⊙ 302LC04290	2LC04290	COVER MAIN SWITCH	1
⊙ 302LC04311	2LC04311	LID LEFT COVER	2
302LC04330	2LC04330	LID DP CONNECTOR	2
⊙ 302LC04340	2LC04340	COVER ISU LEFT SUB	2
⊙ 302LC04380	2LC04380	HANDLE CASSETTE	6
⊙ 302LC04390	2LC04390	EMBLEM CASSETTE	6
302LC04410	2LC04410	MOUNT FRONT COVER LEFT	1
⊙ 302LC04431	2LC04431	COVER INNER FAN	2
302LC04460	2LC04460	STOPPER CONTAINER	1

	Part.No.	Alternative.	Description	Fig.No.
	302LC04471	2LC04471	LID FAX BOARD	3
	302LC04480	2LC04480	MOUNT COVER LEFT	2
	302LC04490	2LC04490	PLATE FRONT COVER	1
⊙	302LC04511	2LC04511	LID REAR COVER	3
⊙	302LC04601	2LC04601	COVER TRAY	28
	302LC04611	2LC04611	STAY TRAY	28
	302LC04621	2LC04621	MOUNT TRAY	28
	302LC04651	2LC04651	STRAP FRONT COVER	1
	302LC04660	2LC04660	SHEET TRAY	28
	302LC04670	2LC04670	PLATE TRAY	28
⊙	302LC04710	2LC04710	COVER TRAY LOWER	28
	302LC04720	2LC04720	STOPPER ORIGINAL	1
	302LC04731	2LC04731	SHEET COVER FRONT	1
	302LC04740	2LC04740	SHEET COVER FRONT B	1
	302LC04751	2LC04751	SPONGE COVER FRONT B	1
	302LC05050	2LC05050	KEY 10	26
	302LC05090	2LC05090	KEY START	26
	302LC05100	2LC05100	KEY STOP	26
	302LC05110	2LC05110	KEY RESET	26
	302LC05221	2LC05221	MOUNT OPERATION-UNIT	26
	302LC05231	2LC05231	BASE OPERATION-UNIT	26
	302LC05240	2LC05240	SLIDER OPERATION-UNIT	26
	302LC05270	2LC05270	HOLDER LCD	26
	302LC05302	2LC05302	COVER SLIDE	26
	302LC05350	2LC05350	GUIDE WIRE OPERATION	26
	302LC05370	2LC05370	HANDLE OPERATION	26
	302LC05420	2LC05420	FILM FFC	26
	302LC06020	2LC06020	FRAME PRIMARY UPPER	7
	302LC06030	2LC06030	PLATE PRIMARY LOW	7
	302LC06040	2LC06040	SHAFT FEED PULLEY	7
	302LC06050	2LC06050	JOINT FEED PULLEY	7
	302LC06061	2LC06061	ACTUATOR PAPER EMPTY	7
	302LC06070	2LC06070	PLATE FEED EARTH	7
	302LC06080	2LC06080	SPRING FEED PULLEY	7
	302LC06090	2LC06090	HOLDER FEED PULLEY	7
	302LC06101	2LC06101	GUIDE PRIMARY FEED	7
	302LC06111	2LC06111	HOLDER RETARD	7
	302LC06121	2LC06121	SPRING RETARD	7
	302LC06150	2LC06150	SHAFT PRIMARY FEED	7
⊙	302LC06160	2LC06160	GEAR FEED Z30H OW	7
	302LC06180	2LC06180	SHEET PRIMARY FEED	7
	302LC06190	2LC06190	PLATE FRAME EARTH	7
	302LC06210	2LC06210	GUIDE WIRE FEED LOW	8
	302LC08030	2LC08030	SHAFT RETARD MPF	10
	302LC08040	2LC08040	SPRING RETARD MPF	10
⊙	302LC24030	2LC24030	GEAR Z47R Z14S	8
	302LC24040	2LC24040	PLATE MIDDLE MOUNT B	8
	302LC24050	2LC24050	BRACKET KEY MIDDLE B	8
	302LC24060	2LC24060	PLATE KEY MIDDLE B	4
	302LC28011	2LC28011	FRAME EXIT LOWER	22

	Part.No.	Alternative.	Description	Fig.No.
	302LC28023	2LC28023	FRAME EXIT UPPER	22
	302LC28030	2LC28030	GUIDE EXIT MIDDLE	22
	302LC28041	2LC28041	GUIDE CHANGE UPPER	22
	302LC28051	2LC28051	GUIDE CHANGE LOWER	22
	302LC28060	2LC28060	PLATE EXIT F	22
	302LC28091	2LC28091	ACTUATOR EXIT SENSOR	22
	302LC28100	2LC28100	SPRING-COMPRESSION	22
	302LC28110	2LC28110	SPRING-EXTENSION	22
	302LC28120	2LC28120	COVER EXIT FRONT	22
	302LC28140	2LC28140	PLATE EARTH EXIT	22
	302LC28150	2LC28150	SPRING-COMPRESSION	22
	302LC28200	2LC28200	PLATAE EARTH	4
	302LC28211	2LC28211	ACTUATOR SWITCHBACK	22
	302LC28221	2LC28221	GUIDE ACTUATOR	22
	302LC28231	2LC28231	STAY EXIT LOW	22
	302LC28240	2LC28240	SPRING SWITCHBACK	7,22
	302LC29012	2LC29012	GUIDE DU UPPER B	9
	302LC29022	2LC29022	GUIDE DU LOWER B	9
	302LC29051	2LC29051	ACTUATOR DU B	9
	302LC29070	2LC29070	COVER CLUTCH B	9
⊙	302LC29081	2LC29081	COVER RIGHT FRONT	2
	302LC29090	2LC29090	COVER INNER CONVEYING F	2
	302LC29100	2LC29100	SPRING-COMPRESSION	9
	302LC29110	2LC29110	MOUNT MOTOR DU UP	9
	302LC29120	2LC29120	GUIDE UNIT F	9
	302LC29130	2LC29130	MOUNT CONVEYING	4
	302LC31011	2LC31011	MOUNT DRUM DRIVE L	19
	302LC31031	2LC31031	HOLDER DRUM DRIVE L	19
	302LC31040	2LC31040	PLATE MAIN DRIVE	19
	302LC31050	2LC31050	HOLDER MAIN DRIVE	19
	302LC31070	2LC31070	SPRING DRUM JOINT	19
	302LC31080	2LC31080	PLATE MOTOR DRUM	19
	302LC31090	2LC31090	SHAFT DRUM DRIVE	19
⊙	302LC31140	2LC31140	GEAR Z74L	19
⊙	302LC31150	2LC31150	GEAR Z72R	19
⊙	302LC31160	2LC31160	GEAR Z60L	19
	302LC31170	2LC31170	PLATE EARTH DRUM	19
⊙	302LC31410	2LC31410	GEAR Z79R-Z34R	20
	302LC31511	2LC31511	SEAL MOTOR DC	9,13,20,21
	302LC31612	2LC31612	PLATE FUSER DRIVE	19
⊙	302LC31620	2LC31620	GEAR Z54S-Z26S	19
⊙	302LC31630	2LC31630	GEAR Z54S-Z26R	19
	302LC31640	2LC31640	CUT WASHER 5X10	19
	302LC31710	2LC31710	PLATE TRANSFER DRIVE	19
⊙	302LC31720	2LC31720	GEAR Z110R-Z48R	19
	302LC31740	2LC31740	PLATE TRANSFER DRIVE H	19
⊙	302LC31750	2LC31750	GEAR Z60L	8
⊙	302LC31760	2LC31760	GEAR Z45L	9
	302LC33010	2LC33010	DUCT FAN BELT RIGHT	21
	302LC33020	2LC33020	DUCT FAN BELT LEFT	21

• Parts with "⊙" indicate regular maintenance parts.

Part.No.	Alternative.	Description	Fig.No.
302LC33070	2LC33070	DUCT TONER SIDE	21
302LC33090	2LC33090	DUCT IH FRONT	21
302LC33110	2LC33110	DUCT IH REAR	21
302LC33200	2LC33200	SEAL IH DUCT	21
302LC33210	2LC33210	SHEET FAN BELT	21
302LC33220	2LC33220	SEAL INNER COOLING A	4
302LC33230	2LC33230	SEAL INNER COOLING B	4
302LC33370	2LC33370	FILTER LEFT SIDE	2
302LC33400	2LC33400	SHEET SEPARATE FUSER COOLING	4
302LC33430	2LC33430	DUCT DLP A	24
302LC33441	2LC33441	DUCT DLP B	24
302LC33450	2LC33450	DUCT DLP C	21
302LC33460	2LC33460	DUCT DLP D	21
302LC33471	2LC33471	DUCT FUSER LOW	21
302LC33480	2LC33480	SPONGE DLP COOLING A	24
302LC33490	2LC33490	SPONGE DLP COOLING B	2
302LC33500	2LC33500	FILTER DLP COOLING	3
302LC33510	2LC33510	FILM FUSER DUCT	21
302LC33540	2LC33540	SEAL INNER COOLING C	21
302LC33550	2LC33550	SEAL INNER COOLING D	21
302LC33560	2LC33560	SEAL INNER COOLING E	15,21
302LC33570	2LC33570	SEAL INNER COOLING F	21
302LC33600	2LC33600	FILM SEAL TONER A	23
302LC34031	2LC34031	LABEL OPERATION CAUTION B	2
302LC34061	2LC34061	LABEL MPF CAUTION A	11
302LC34070	2LC34070	LABEL MPF CAUTION B	3
302LC34080	2LC34080	LABEL MPF PAPER LIMIT	11
302LC34090	2LC34090	LABEL MPF SIZE INDICATOR ME	11
302LC34100	2LC34100	LABEL MPF SIZE INDICATOR IN	11
302LC34110	2LC34110	LABEL MPF PUSH	3
302LC34121	2LC34121	LABEL TONER OPERATION	15
302LC34180	2LC34180	LABEL MPF SET A	3
302LC34201	2LC34201	LABEL DISPOSAL TONER OPERATION	15
302LC34620	2LC34620	LABEL SW CAUTION EN	1
302LC34630	2LC34630	LABEL SW CAUTION SET A	3
302LC39030	2LC39030	PLATE COVER CONNECTOR	24
302LC39060	2LC39060	GUIDE WIRE IH	23
302LC46170	2LC46170	WIRE LSU COOLING FAN	23
302LC46200	2LC46200	WIRE RETAINER JOINT	23
302LC46210	2LC46210	WIRE RETAINER	15
302LC46220	2LC46220	WIRE HUMIDITY SENSOR JOINT	23
302LC46230	2LC46230	WIRE FRONT LOW	1
302LC46240	2LC46240	WIRE DU UPPER	9
302LC46250	2LC46250	WIRE HVU MAIN	23
302LC46350	2LC46350	WIRE CONTAINER MOTOR	23
302LC46360	2LC46360	WIRE EXIT	22
302LC46440	2LC46440	WIRE FEED MOTOR	20
302LC46480	2LC46480	WIRE MPF JOINT	9
302LC46560	2LC46560	WIRE CONTAINER	20
302LC46570	2LC46570	WIRE CONTAINER K	20

• Parts with "⊙" indicate regular maintenance parts.

Part.No.	Alternative.	Description	Fig.No.
302LC46580	2LC46580	WIRE JOBSEPARATOR JOINT	23
302LC46630	2LC46630	WIRE TRANSFER JOINT	24
302LC46770	2LC46770	WIRE PANEL-LVU	26
⊙ 302LC93014	2LC93014	DK-8505	14
⊙ 302LC93022	2LC93022	DV-8505K	14
⊙ 302LC93032	2LC93032	DV-8505C	14
⊙ 302LC93042	2LC93042	DV-8505Y	14
⊙ 302LC93052	2LC93052	DV-8505M	14
⊙ 302LC93080	2LC93080	FK-8506 IH	18
⊙ 302LC93090	2LC93090	FK-8507 IH	18
⊙ 302LC93107	2LC93107	TR-8505	17
⊙ 302LC94013	2LC94013	PARTS INNER UNIT SP	15
⊙ 302LC94022	2LC94022	PARTS MPT ASSY SP	10
⊙ 302LC94040	2LC94040	PARTS PRIMARY FEED UNIT LOW SP	7
⊙ 302LC94055	2LC94055	PARTS CONVEYING H UNIT(V) SP	9
⊙ 302LC94070	2LC94070	PARTS TRANSFER DRIVE ASSY SP	19
⊙ 302LC94080	2LC94080	PARTS IH BOX ASSY E SP	23
⊙ 302LC94090	2LC94090	PARTS IH BOX ASSY J SP	23
⊙ 302LC94100	2LC94100	PARTS HUMIDITY ASSY (V) SP	23
⊙ 302LC94130	2LC94130	PARTS FILTER BELT UNIT(V) SP	2
⊙ 302LC94140	2LC94140	PARTS FILTER TONER UNIT(V) SP	2
⊙ 302LC94150	2LC94150	PARTS CONT DRIVE UNIT COL SP	20
⊙ 302LC94160	2LC94160	PARTS CONT DRIVE UNIT K SP	20
⊙ 302LC94170	2LC94170	PARTS FILTER FAN ASSY(V) SP	15
⊙ 302LC94180	2LC94180	PARTS CLN WT MOTOR ASSY SP	23
⊙ 302LC94190	2LC94190	PARTS CONV RELEASE MOTOR ASSY SP	9,20
⊙ 302LC94200	2LC94200	PARTS MPT LIFT MOTOR ASSY SP	10
⊙ 302LC94270	2LC94270	PARTS PWB CURRENT AVE ASSY SP	23
⊙ 302LC94281	2LC94281	PARTS MOTOR-BL W40 SP	19
⊙ 302LC94291	2LC94291	PARTS MOTOR-BL W10 SP	19
⊙ 302LC94320	2LC94320	PARTS FANCOOLING 50 SP	9
⊙ 302LC94330	2LC94330	PARTS UNIT HIGH VOLTAGE MAIN SP	24
⊙ 302LC94350	2LC94350	PARTS ROLLER EXIT SP	22
⊙ 302LC94360	2LC94360	PARTS GEAR Z40R Z14S IDLE SP	22
⊙ 302LC94370	2LC94370	PARTS SPEAKER SP	26
⊙ 302LC94380	2LC94380	PARTS FAN COOLING LSU 60 SP	15,21,24
⊙ 302LC94390	2LC94390	PARTS MEMORY MODULE SP	25,28
⊙ 302LC94410	2LC94410	PARTS SENSOR OPT. SP	9
⊙ 302LC94461	2LC94461	PARTS MOTOR-BL W20 DRUM Z11 SP	19
⊙ 302LC94470	2LC94470	PARTS COVER GUIDE DU L ASSY SP	10
⊙ 302LC94480	2LC94480	PARTS WASTE TRAY UNIT SP	16
⊙ 302LC94520	2LC94520	PARTS COVER FRONT SP	1
⊙ 302LC94530	2LC94530	PARTS DUCT OPTION REAR SET SP	29
⊙ 302LC94540	2LC94540	PARTS TRANSFER DRIVE UNIT H SP	19
⊙ 302LC94550	2LC94550	PARTS ROLLER MIDDLE L SP	8
⊙ 302LC94651	2LC94651	PARTS FUSER DRIVE UNIT SP	19
⊙ 302LC94680	2LC94680	PARTS REGIST GUIDE ASSY SP	8
⊙ 302LC94691	2LC94691	PARTS REGIST GUIDE SET SP	8
302LF04050	2LF04050	SEAL LSU DUCT	2
302LF08010	2LF08010	SPRING MIDDLE	10

Part.No.	Alternative.	Description	Fig.No.
302LF22600	2LF22600	SPRING EARTH CONVEYING	9
302LF24190	2LF24190	SHEET REGIST R	9
302LF33580	2LF33580	FILM FEED UPPER	8
302LF33910	2LF33910	SEAL MIDDLE FEED	8
302LF39050	2LF39050	GUIDE WIRE FRONT PWB	12
302LF46890	2LF46890	WIRE CASSETTE HEATER	24
302LF46A70	2LF46A70	WIRE PF JOINT	24
302LH02050	2LH02050	SPRING CASSETTE HOOK	4
302LH28010	2LH28010	GUIDE EXIT PUSH	22
302LH46150	2LH46150	WIRE CURRENT PWB POWER	23
302LH46160	2LH46160	WIRE CURRENT PWB	23
⊙ 302LH94230	2LH94230	PARTS MEMORY MODULE SP	25
⊙ 302LH94272	2LH94272	PARTS EXIT UNIT B SP	22
⊙ 302LH94290	2LH94290	PARTS ROLLER EXIT SP	22
302LK03051	2LK03051	PIPE WASTE UPPER	15
302LK03060	2LK03060	SEAL CASS LEVER	15
302LK03190	2LK03190	DUCT DLP SUB	15
302LK03A40	2LK03A40	SEAL PIPE LOW	15
302LK03A50	2LK03A50	SPRING PIPE LOW	15
302LK22020	2LK22020	FRAME SECONDLY TRANSFER	9
302LK24010	2LK24010	PLATE MIDDLE MOUNT	8
302LK24020	2LK24020	BRACKET KEY MIDDLE C	8
302LK24030	2LK24030	PLATE KEY MIDDLE C	4
302LK26050	2LK26050	CAP SPRING	4
⊙ 302LK29030	2LK29030	GEAR Z27L	9
302LK29040	2LK29040	GUIDE UNIT F	9
302LK29050	2LK29050	MOUNT CONVEYING	4
302LK29062	2LK29062	MOUNT DU DRIVE	9
302LK39010	2LK39010	GUIDE WIRE IH	23
302LK46390	2LK46390	WIRE PRIMARY FEED UNIT	7
302LK46451	2LK46451	WIRE GUIDE FEED MIDDLE	8
302LK46460	2LK46460	WIRE DU SENSOR	9
302LK46571	2LK46571	WIRE FEED JOINT	24
⊙ 302LK93012	2LK93012	DV-8305K	14
⊙ 302LK93022	2LK93022	DV-8305C	14
⊙ 302LK93032	2LK93032	DV-8305Y	14
⊙ 302LK93042	2LK93042	DV-8305M	14
⊙ 302LK94013	2LK94013	PARTS INNER UNIT SP	15
⊙ 302LK94032	2LK94032	PARTS FUSER DRIVE L UNIT SP	19
⊙ 302LK94050	2LK94050	PARTS ROLLER SECONDLY TRANSFER SP	9
⊙ 302LK94060	2LK94060	PARTS ROLLER DU LOW SP	9
⊙ 302LK94071	2LK94071	PARTS ROLLER DU UP SP	9
⊙ 302LN94060	2LN94060	PARTS UNIT HIGH VOLTAGE MAIN SP	24
302LW04260	2LW04260	SPACER USB	1
302MN03040	2MN03040	SEAL RAIL WASTE	15
302MN03050	2MN03050	SHEET HOLDER SENSOR	15
302MN03060	2MN03060	SEAL COVER LEFT	15
302MN03070	2MN03070	SEAL COVER SCREW	15
302MN03090	2MN03090	SHEET CASS FRONT	15
302MN03100	2MN03100	FILM DRUM DUCT	15

Part.No.	Alternative.	Description	Fig.No.
302MN03130	2MN03130	SHEET CONNECTOR HINGE	15
302MN03140	2MN03140	SEAL CONNECTOR TOP	15
302MN46160	2MN46160	WIRE DRUM MOT	24
302MN46170	2MN46170	WIRE MOTOR CONTROL	24
302MN46180	2MN46180	WIRE DLP MOT	19
⊙ 302MN93010	2MN93010	DR-8600	19
⊙ 302MN94100	2MN94100	PARTS PWB MOTOR CONTROL ASSY SP	24
302MV39340	2MV39340	PIN HDD	25
⊙ 302MV93130	2MV93130	PARTS STORAGE DEVICE SP	25
302N209011	2N209011	CASSETTE BASE	6
302N209020	2N209020	CURSOR END	6
302N209030	2N209030	ARM SIZE DETECTION	6
302N209040	2N209040	SPRING CASSETTE EARTH	6
302N209050	2N209050	CUSHION BOTTOM PLATE	6
302N209501	2N209501	SLIDER CASSETTE RIGHT	4
302N209511	2N209511	SLIDER CASSETTE LEFT	4
302N209521	2N209521	STAY CASSETTE FRONT	4
302N209530	2N209530	MOUNT SLIDER LF	4
302N209540	2N209540	MOUNT SLIDER LR	4
302N209550	2N209550	PLATE CASSETTE HOLD	4
302N217010	2N217010	MOUNT DP HINGE	12
302N224010	2N224010	SHAFT DRIVE MIDDLE	8
⊙ 302N293010	2N293010	CT-8706	6
⊙ 302N293050	2N293050	PARTS STORAGE DEVICE SP	25
⊙ 302N294010	2N294010	PARTS MOTOR ISU SP	12
⊙ 302N294020	2N294020	PARTS SLIDER CASSETTE LEFT ASSY SP	4
302N402010	2N402010	STAY ISU TOP LEFT	4
302N402020	2N402020	PLATE EARTH FRAME REAR	1
302N402361	2N402361	SPONGE FRONT COVER	1
302N403010	2N403010	RAIL CONTAINER C	4
302N403040	2N403040	SEAL INNER COVER B	2,5,15
302N403090	2N403090	SEAL HOLDER SENSOR	15
302N403100	2N403100	SEAL GUIDE CONTAINER	15
302N403110	2N403110	SEAL FRAME INNER A	15
302N403120	2N403120	SEAL FRAME INNER F	15
302N403130	2N403130	SEAL FRAME INNER C	15
302N403141	2N403141	SEAL FRAME INNER B	15
302N403150	2N403150	SEAL FRAME INNER E	15
302N403160	2N403160	SEAL RETAINER PU D	15
302N403170	2N403170	SPONGE IH LOWER A	15
302N403180	2N403180	SPONGE IH LOWER B	15
302N403190	2N403190	SEAL WASTE SENSOR	15
302N403200	2N403200	SHEET INNER COVER A	15
302N403212	2N403212	FILM COVER CONNECTOR A	15
302N403221	2N403221	FILM COVER CONNECTOR B	15
302N403230	2N403230	SEAL RETAINER PU A	15
302N403240	2N403240	SEAL RETAINER PU B	15
302N403250	2N403250	SEAL RETAINER PU C	15
302N403270	2N403270	SEAL COVER CONNECTOR A	15
302N403280	2N403280	SEAL COVER CONNECTOR B	15

• Parts with "⊙" indicate regular maintenance parts.

Part.No.	Alternative.	Description	Fig.No.
302N403290	2N403290	SEAL PIPE TIP	15
302N403301	2N403301	SEAL PIPE INSIDE	15
302N403310	2N403310	SEAL PIPE LOWER	15
302N403330	2N403330	SEAL TONER PIPE	15
302N403340	2N403340	SEAL DRUM JOINT	15
302N403350	2N403350	SHEET INNER FAN	15
302N403360	2N403360	SEAL WASTE PIPE LOWER	15
302N403371	2N403371	SEAL GUIDE CONTAINER B	15
302N403380	2N403380	FILM COVER CONNECTOR C	15
302N403390	2N403390	SEAL GUIDE CONTAINER C	15
302N403400	2N403400	SEAL GUIDE CONTAINER D	15
302N403410	2N403410	FILM COVER CONNECTOR D	15
302N403420	2N403420	SEAL SHUTTER GUIDE	15
⊙ 302N404011	2N404011	COVER FRONT	1
⊙ 302N404020	2N404020	COVER TOP TRAY	1
⊙ 302N404030	2N404030	COVER FRONT UPPER	2
302N404040	2N404040	LID CARD	2
⊙ 302N404050	2N404050	COVER LEFT UPPER	2
⊙ 302N404070	2N404070	COVER EXIT	1
⊙ 302N404080	2N404080	COVER TRAY REAR	1
⊙ 302N404090	2N404090	COVER ISU BOTTOM	1
302N404130	2N404130	CASE CLIP	2
302N404181	2N404181	MOUNT USB LEFT	2
302N404190	2N404190	COVER ISU FRONT	12
⊙ 302N404201	2N404201	COVER CASSETTE A	6
⊙ 302N404211	2N404211	COVER CASSETTE B	6
⊙ 302N404241	2N404241	LID USB FRONT	2
⊙ 302N404260	2N404260	COVER FRONT UPPER B	2
⊙ 302N404270	2N404270	SHEET EMBLEM 5551	1
⊙ 302N404371	2N404371	COVER DP CONNECTOR	2
⊙ 302N404380	2N404380	LID COVER LEFT	2
⊙ 302N404391	2N404391	COVER REAR UPPER	3
⊙ 302N404400	2N404400	COVER REAR LOWER	3
302N404410	2N404410	PIN ISU FRONT	12
302N404480	2N404480	LID DP BOARD	3
302N405011	2N405011	COVER OPERATION A	26
302N405020	2N405020	MOUNT MAIN PWB	26
302N405060	2N405060	KEY COLOR	26
302N405070	2N405070	KEY FUNCTION	26
302N405080	2N405080	KEY MENU	26
302N405090	2N405090	KEY POWER	26
302N405100	2N405100	KEY HOME	26
302N405110	2N405110	KEY DISPLAY	26
302N405120	2N405120	KEY RIGHT SIDE	26
302N405130	2N405130	PANEL OPERATION	26
302N405140	2N405140	LID OPERATION SHEET A	26
302N405150	2N405150	LID OPERATION SHEET B	26
302N405160	2N405160	GUIDE WIRE OPERATION	26
302N405180	2N405180	HOLDER SPEAKER	26
302N405191	2N405191	COVER OPERATION B	26

• Parts with "⊙" indicate regular maintenance parts.

Part.No.	Alternative.	Description	Fig.No.
302N405200	2N405200	LENS LED	26
302N405210	2N405210	FILM LCD WIRE	26
302N405510	2N405510	SHEET OPERATION EN	26
302N405520	2N405520	SHEET COLOR	26
302N405530	2N405530	SHEET OPERATION DE	26
302N405540	2N405540	SHEET OPERATION FR	26
302N405550	2N405550	SHEET OPERATION TL	26
302N405560	2N405560	SHEET OPERATION ES	26
302N405570	2N405570	SHEET OPERATION PT	26
302N405580	2N405580	SHEET OPERATION NL	26
302N405590	2N405590	SHEET OPERATION RU	26
302N405630	2N405630	SHEET OPERATION KDA EN	26
302N405640	2N405640	SHEET OPERATION KDA FR	26
302N405650	2N405650	SHEET OPERATION KDA ES	26
302N405660	2N405660	SHEET OPERATION KDA PT	26
302N406010	2N406010	PLATE FRAME UPPER	7
302N406020	2N406020	PLATE FRAME LOWER	7
⊙ 302N406030	2N406030	PULLEY FEED	7
⊙ 302N406040	2N406040	PULLEY RETARD	7
302N406050	2N406050	HOLDER PICKUP	7
302N406060	2N406060	GUIDE FRONT LOWER	7
302N406070	2N406070	SHAFT PICKUP PRIMARY	7
⊙ 302N406100	2N406100	GEAR Z32 FEED OW	7
⊙ 302N406110	2N406110	GEAR Z32 PICKUP	7
302N406120	2N406120	ONEWAY-CLUTCH 6	7
302N406130	2N406130	LEVER RETARD RELEASE	7
302N406140	2N406140	SPRING RETARD LOCK	7
302N406150	2N406150	FULCRUM-PIN RETARD	7
302N406160	2N406160	LEVER RETARD LOCK	7
⊙ 302N406170	2N406170	GEAR Z28 FEED	7
302N406200	2N406200	SPRING RETARD	7
302N408010	2N408010	SHEET MPF F	10
302N408020	2N408020	SHEET MPF R	10
302N424010	2N424010	SPONGE REGIST	9
⊙ 302N433010	2N433010	FILTER TOP	2
302N433A60	2N433A60	SEAL COVER FRONT RIGHT E	2
302N433A70	2N433A70	SEAL MIDDLE TRANSFER F	5
302N433B10	2N433B10	SPONGE COVER LEFT F A	2
302N433B50	2N433B50	SPONGE DUCT FUSER F A	4
302N433B60	2N433B60	SPONGE DUCT FUSER F B	4
302N433B80	2N433B80	SEAL COVER UPPER RIGHT B	2
302N433D80	2N433D80	SPONGE FRAME LOWER LEFT A	5
302N433E10	2N433E10	SPONGE DUCT FUSER F D	4
302N433E60	2N433E60	SEAL MIDDLE TRANSFER C	5
302N433E70	2N433E70	SEAL MIDDLE TRANSFER D	5
302N433E90	2N433E90	SEAL MIDDLE TRANSFER F	5
302N433F20	2N433F20	FILM DLP RAIL LEFT	4
302N433F30	2N433F30	SEAL HOLDER HUMIDITY SENSOR A	23
302N439011	2N439011	SHIELD BOX	25
302N439020	2N439020	BRACKET HDD	25

Part.No.	Alternative.	Description	Fig.No.
302N439030	2N439030	BRACKET MAIN	25
302N439050	2N439050	PLATE MAIN SW	23
302N439060	2N439060	FILM SHIELD BOX	25
302N439070	2N439070	PLATE INLET B2	23
302N446010	2N446010	WIRE PANEL DATA	26
302N446030	2N446030	WIRE PANEL JOINT	26
302N446040	2N446040	WIRE USB HOST	26
302N446050	2N446050	WIRE FFC KEY PWB	26
302N446070	2N446070	WIRE MAIN-LVU	24
302N446080	2N446080	WIRE MAIN SWITCH	23
302N446090	2N446090	WIRE FFC KUIO	25
302N446100	2N446100	WIRE FFC MAIN-ENGINE	24
302N446110	2N446110	WIRE LVU RIGHT	24
302N446130	2N446130	WIRE HDD DATA1	25
302N446140	2N446140	WIRE HDD DATA2	25
302N446150	2N446150	WIRE FFC LSU1	23
302N446160	2N446160	WIRE FFC LSU2	23
302N446170	2N446170	WIRE FFC FEED1	24
302N446180	2N446180	WIRE FFC FEED2	24
302N446190	2N446190	WIRE FFC FEED3	24
302N446200	2N446200	WIRE FFC FRONT1	23
302N446210	2N446210	WIRE FFC FRONT2	23
302N446220	2N446220	WIRE USB KEYBOARD	2
302N446230	2N446230	WIRE USB CARD READER	2
302N446240	2N446240	WIRE SCANNER MOTOR	12
302N446250	2N446250	WIRE FFC EFI-ENGINE	24
302N446260	2N446260	WIRE DRUM MOT	24
302N446270	2N446270	WIRE INLET ASSY 1	23
302N446280	2N446280	WIRE PRIMARY FEED UNIT	7
302N446290	2N446290	WIRE BRIDGE JOINT	24
302N446300	2N446300	WIRE FUSER JOINT	23
302N446310	2N446310	WIRE EXIT FAN	21
302N446320	2N446320	WIRE MAIN OPERATION A	26
302N493010	2N493010	PARTS MAIN DRIVE L UNIT SP	19
302N493021	2N493021	FK-8500	18
302N493030	2N493030	PARTS FEED DRIVE H UNIT SP	20
302N493040	2N493040	PARTS MOUNT LED ASSY SP	12
302N493100	2N493100	PARTS DRUM DRIVE H SP	19
302N493110	2N493110	PARTS DRUM DRIVE BK H SP	19
302N493120	2N493120	PARTS IMAGE SCANNER H SP	12
302N493130	2N493130	LK-8708	13
302N494020	2N494020	PARTS PRIMARY FEED UNIT HI SP	7
302N494030	2N494030	PARTS OPERATION UNIT SP	26
302N494040	2N494040	PARTS COVER CASSETTE A ASSY SP	6
302N494050	2N494050	PARTS COVER CASSETTE B ASSY SP	6
302N494070	2N494070	PARTS GUIDE FEED REGIST ASSY SP	8
302N494080	2N494080	PARTS UNIT LOW VOLTAGE SP	24
302N494090	2N494090	PARTS LCD OPERATION SP	26
302N494100	2N494100	PARTS TABLET OPERATION SP	26
302N494110	2N494110	PARTS PWB MAIN ASSY SP	25

Part.No.	Alternative.	Description	Fig.No.
302N494120	2N494120	PARTS PWB MAIN ASSY SP EU	25
302N494130	2N494130	PARTS PWB ENGINE ASSY SP	24
302N494140	2N494140	PARTS PWB FRONT CLR ASSY SP	23
302N494150	2N494150	PARTS PWB PANEL MAIN ASSY SP	26
302N494160	2N494160	PARTS PWB FEED 1 ASSY SP	24
302N494170	2N494170	PARTS PWB FEED 2 ASSY SP	20
302N494180	2N494180	PARTS PWB OPERATION ASSY SP	26
302N494190	2N494190	PARTS PWB LSU JUNC CLR ASSY SP	13
302N494201	2N494201	PARTS PWB ISC ASSY SP	12
302N494210	2N494210	PARTS PWB CURRENT AVE 100 ASSY SP	23
302N494220	2N494220	PARTS CURSOR SCREW SET SP	29
302N504010	2N504010	SHEET EMBLEM 4551	1
302N604010	2N604010	SHEET EMBLEM 3551	1
302N631010	2N631010	GEAR Z160R	19
302N631020	2N631020	GEAR Z120L	19
302N631050	2N631050	BUSH DRUM DRIVE	19
302N646010	2N646010	WIRE DRUM MOT	24
302N646020	2N646020	WIRE HVU MAIN	23
302N693020	2N693020	PARTS IMAGE SCANNER L SP	12
302N694010	2N694010	PARTS PWB MAIN ASSY SP	25
302N694020	2N694020	PARTS PWB MAIN ASSY SP EU	25
302N694030	2N694030	PARTS PWB FEED 1 ASSY SP	24
302N694040	2N694040	PARTS PWB FEED 2 ASSY SP	20
302N706500	2N706500	ACTUATOR FEED LOW	8
302N904040	2N904040	COVER REAR LOWER	3
303JC02050	3JC02050	SPRING LOOP SOLENOID	6
303JC04200	3JC04200	PLATE ORIGINAL	27
303JY28280	3JY28280	CUSHION EJECT GUIDE B	22
303JY37260	3JY37260	SPRING SOL A	23
303K502080	3K502080	SPONGE ORIGINAL MAT	27
303LJ02260	3LJ02260	CUSHION GUIDE	25
303LL02180	3LL02180	HOLDER WIRE A	23,24,26
303LL02330	3LL02330	HOLDER WIRE D	8,10,12,15,21,24,25,26
303LL07471	3LL07471	SPRING PF	11
303LL24250	3LL24250	PIN READING GUIDE	4
303LL31440	3LL31440	GEAR Z27R ONEWAY	10
303LW24060	3LW24060	PULLEY EJECT	4
303M894260	3M894260	PARTS SENSOR OPT SP	7,8,10,23
303MA16560	3MA16560	SHAFT GEAR BELT	22
303MX02021	3MX02021	CUSHION ORIGINAL MAT A	27
303MX02031	3MX02031	CUSHION ORIGINAL MAT B	27
303N946010	3N946010	WIRE BRIDGE POWER	28
303N994010	3N994010	PARTS PWB FIERYBB ASSY SP	28
303NF02280	3NF02280	SHAFT HOOK FULCRUM	4
303NF02301	3NF02301	HOLDER DECK HOOK	4
303NF04140	3NF04140	COVER CONNECTOR HEATER	28
303NF06350	3NF06350	SHEET SOLENOID	7
303NR39040	3NR39040	MOUNT CONTROLLER B	28
303NS24410	3NS24410	SCREW PLATE DF	28

• Parts with "⊙" indicate regular maintenance parts.

Part.No.	Alternative.	Description	Fig.No.
303PH34070	3PH34070	LABEL ISU REAR	27
3066060011	66060011	COVER,KEY COUNTER	29
3066060041	66060041	MOUNT,KEY COUNTER	29
34806040	34806040	LOWER BUSHING,PAPER FEED	7
3CG02030	3CG02030	BASE RUBBER,FRAME	13
3CY06030	3CY06030	RETAINER M4	21,24,28
⊙ 3H327410	3H327410	SENSOR,CONVEYING	8
3H610240	3H610240	FELT DUPLEX	10
3HL06110	3HL06110	TERMINAL PAPER SIZE	11
3HL07240	3HL07240	SPRING HOOK	9
⊙ 3HW22020	3HW22020	GEAR 25	15
5MMS111SL002	2BY20050	NUT FUSER A /FS-1800/3800 A4	15
5MMT263SN012++R	2D903100	SCREW OP / M3 X 8 CRFREE A4	25
5MVM176DN026	2A806030	BUSH FEED /A-49 FEED A4	7
5MVS313SB002	2BR08310	SPACER LED /43587J2063 A4	15
5MVX111DN003	2A806250	RING STOPPER /A-49 FEED A4	4,6,7,8,9,10,15, 19,20,22,23
5MVX111DN007	2BT11070	STOPPER 3 /2BT1107 A4	4
5MVX421DN003	2BL06490	LOCK COVER R /40283V0068 A4	9
63212210	63212210	STATIC ELIMINATOR,EJECT	22
65027470	65027470	CORE,7-15X18	12
⊙ 65815060	65815060	IDLE GEAR 40,TONER SUPPLY	11
⊙ 66127010	66127010	SWITCH,COVER OPEN	9
75018250	75018250	SPRING CLEANING SOLENOID	26
75712080	75712080	MIRROR HOLDER	12
75714210	75714210	COLLAR DEVELOPING UNIT	9
7AAACCAS+10H001	AA063380	AC CORD ASSY AS	25
7BE006103431H01	BE122720	BEARING MR106ZZ	9
7BE006124431H01	BE119720	BEARING MR126ZZ	8
7BE008165431H01	BE119730	BEARING 688ZZ	9,12
7BE010197431H01	BE119740	BEARING 6800ZZ(7MM)	15,19
⊙ 7NXGP1A173LCH01	NX115300	SENSOR OPT.	10,11,15,20,22
⊙ 7NXGP1S173LCH01	NX116910	SENSOR OPT.	12
⊙ 7SC020403+++H01	SC136170	SW.SEESAW	23
⊙ 7SP0100006+H01	SP121020	SW.PUSH	8,11,23
⊙ 7SP03072001+H01	SP121030	SW.PUSH	23
7YBFZZ65C001H01	YB110990	FERRITE CORE	12
7YCC04B1106+H01	YC122790	CONNECTOR	25
7YCC05B1106+H01	YC047310	CONNECTOR	25
7YCC60M2199+H01	YC125800	CONNECTOR	24
7YZM110001++H01	YZ009420	ACCESS.BUSHING	4
7YZM210002++H01	YZ004730	ACCESS.EDGING	25
7YZM210003++H01	YZ037970	ACCESS.EDGING	4,23,24,25
7YZM210005++H01	YZ037990	ACCESS.EDGING	25
7YZM210006++H01	YZ038000	ACCESS.EDGING	4,8,9,23,29
7YZM390011++H01	YZ050250	ACCESS.CLAMP	21,25
7YZM420003++H01	YZ052580	ACCESS.BAND	21
7YZM510007++H01	YZ042780	ACCESS.SPACER	24
7YZM510021++H01	YZ127660	ACCESS.SPACER	24

Part.No.	Alternative.	Description	Fig.No.
7YZM510022++H01	YZ127850	ACCESS.SPACER	23
7YZM610001++H01	YZ010230	ACCESS SADDLE	4,9,12,15,19,21 ,23,24,28
7YZM610002++H01	YZ010240	ACCESS SADDLE	8,21,23,25
7YZM610003++H01	YZ010250	ACCESS SADDLE	4,12,21,23,24,2 5
7YZM610004++H01	YZ012210	ACCESS SADDLE	23,24
7YZM610007++H01	YZ023340	ACCESS.SADDLE	4,8,19,20
7YZM610008++H01	YZ037940	ACCESS.SADDLE	4,19,20,23
7YZM610010++H01	YZ042990	ACCESS.SADDLE	24
7YZM610016++H01	YZ047890	ACCESS.SADDLE	25
7YZM610025++H01	YZ137550	ACCESS.SADDLE	4
7YZM810001++H01	YZ125840	ACCESS.SCREW	28
7ZG65TSV+010H01	ZG111180	SHIELD GASKET	12
7ZGSSTG58014H01	ZG128680	SHIELD GASKET	12
7ZGSTGR55010H01	ZG110970	SHIELD GASKET	13
M21AH010	M21AH010	BAND,RSG-130-V0(KITAGAWA)	29
M70AF010	M70AF010	CLAMP,LCT-1.5SIEM(TAKEUCHI)	21

• Parts with "⊙" indicate regular maintenance parts.

KYOCERA Document Solutions America, Inc.**Headquarters**

225 Sand Road,
Fairfield, New Jersey 07004-0008, USA
Phone: +1-973-808-8444
Fax: +1-973-882-6000

Latin America

8240 NW 52nd Terrace Dawson Building, Suite 100
Miami, Florida 33166, USA
Phone: +1-305-421-6640
Fax: +1-305-421-6666

KYOCERA Document Solutions Canada, Ltd.

6120 Kestrel Rd., Mississauga, ON L5T 1S8,
Canada
Phone: +1-905-670-4425
Fax: +1-905-670-8116

KYOCERA Document Solutions**Mexico, S.A. de C.V.**

Calle Arquimedes No. 130, 4 Piso, Colonia Polanco
Chapultepec, Delegacion Miguel Hidalgo,
Distrito Federal, C.P. 11560, México
Phone: +52-555-383-2741
Fax: +52-555-383-7804

KYOCERA Document Solutions Brazil, Ltda.

Alameda África, 545, Pólo Empresarial Consbrás,
Tamboré, Santana de Parnaíba-SP, CEP 06543-306,
Brazil
Phone: +55-11-4195-8496
Fax: +55-11-4195-6167

KYOCERA Document Solutions**Australia Pty. Ltd.**

Level 3, 6-10 Talavera Road North Ryde N.S.W, 2113,
Australia
Phone: +61-2-9888-9999
Fax: +61-2-9888-9588

KYOCERA Document Solutions**New Zealand Ltd.**

Ground Floor, 19 Byron Avenue, Takapuna, Auckland,
New Zealand
Phone: +64-9-415-4517
Fax: +64-9-415-4597

KYOCERA Document Solutions Asia Limited

16/F., Mita Centre, 552-566, Castle Peak Road
Tsuenwan, NT, Hong Kong
Phone: +852-2610-2181
Fax: +852-2610-2063

KYOCERA Document Solutions**(China) Corporation**

8F, No. 288 Nanjing Road West, Huangpu District,
Shanghai, 200003, China
Phone: +86-21-5301-1777
Fax: +86-21-5302-8300

KYOCERA Document Solutions**(Thailand) Corp., Ltd.**

335 Ratchadapisek Road, Bangsue, Bangkok 10800,
Thailand
Phone: +66-2-586-0333
Fax: +66-2-586-0278

KYOCERA Document Solutions**Singapore Pte. Ltd.**

12 Tai Seng Street #04-01A,
Luxasia Building, Singapore 534118
Phone: +65-6741-8733
Fax: +65-6748-3788

KYOCERA Document Solutions**Hong Kong Limited**

16/F., Mita Centre, 552-566, Castle Peak Road
Tsuenwan, NT, Hong Kong
Phone: +852-3582-4000
Fax: +852-3185-1399

KYOCERA Document Solutions**Taiwan Corporation**

6F., No.37, Sec. 3, Minquan E. Rd.,
Zhongshan Dist., Taipei 104, Taiwan R.O.C.
Phone: +886-2-2507-6709
Fax: +886-2-2507-8432

KYOCERA Document Solutions Korea Co., Ltd.

18F, Kangnam bldg, 1321-1,
Seocho-Dong, Seocho-Gu, Seoul, Korea
Phone: +822-6933-4050
Fax: +822-747-0084

KYOCERA Document Solutions**India Private Limited**

First Floor, ORCHID CENTRE
Sector-53, Golf Course Road, Gurgaon 122 002,
India
Phone: +91-0124-4671000
Fax: +91-0124-4671001

KYOCERA Document Solutions Europe B.V.

Bloemlaan 4, 2132 NP Hoofddorp,
The Netherlands
Phone: +31-20-654-0000
Fax: +31-20-653-1256

KYOCERA Document Solutions Nederland B.V.

Beechavenue 25, 1119 RA Schiphol-Rijk,
The Netherlands
Phone: +31-20-5877200
Fax: +31-20-5877260

KYOCERA Document Solutions (U.K.) Limited

Eldon Court, 75-77 London Road,
Reading, Berkshire RG1 5BS,
United Kingdom
Phone: +44-118-931-1500
Fax: +44-118-931-1108

KYOCERA Document Solutions Italia S.p.A.

Via Verdi, 89/91 20063 Cernusco s/N.(MI),
Italy
Phone: +39-02-921791
Fax: +39-02-92179-600

KYOCERA Document Solutions Belgium N.V.

Sint-Martinusweg 199-201 1930 Zaventem,
Belgium
Phone: +32-2-7209270
Fax: +32-2-7208748

KYOCERA Document Solutions France S.A.S.

Espace Technologique de St Aubin
Route de l'Orme 91195 Gif-sur-Yvette CEDEX,
France
Phone: +33-1-69852600
Fax: +33-1-69853409

KYOCERA Document Solutions Espana, S.A.

Edificio Kyocera, Avda. de Manacor No.2,
28290 Las Matas (Madrid), Spain
Phone: +34-91-6318392
Fax: +34-91-6318219

KYOCERA Document Solutions Finland Oy

Atomitie 5C, 00370 Helsinki,
Finland
Phone: +358-9-47805200
Fax: +358-9-47805390

**KYOCERA Document Solutions
Europe B.V., Amsterdam (NL) Zürich Branch**

Hohlstrasse 614, 8048 Zürich,
Switzerland
Phone: +41-44-9084949
Fax: +41-44-9084950

**KYOCERA Document Solutions
Deutschland GmbH**

Otto-Hahn-Strasse 12, 40670 Meerbusch,
Germany
Phone: +49-2159-9180
Fax: +49-2159-918100

KYOCERA Document Solutions Austria GmbH

Eduard-Kittenberger-Gasse 95, 1230 Vienna,
Austria
Phone: +43-1-863380
Fax: +43-1-86338-400

KYOCERA Document Solutions Nordic AB

Esbogatan 16B 164 75 Kista, Sweden
Phone: +46-8-546-550-00
Fax: +46-8-546-550-10

KYOCERA Document Solutions Norge Nuf

Postboks 150 Oppsal, 0619 Oslo,
Norway
Phone: +47-22-62-73-00
Fax: +47-22-62-72-00

KYOCERA Document Solutions Danmark A/S

Ejby Industrivej 60, DK-2600 Glostrup,
Denmark
Phone: +45-70223880
Fax: +45-45765850

KYOCERA Document Solutions Portugal Lda.

Rua do Centro Cultural, 41 (Alvalade) 1700-106 Lisboa,
Portugal
Phone: +351-21-843-6780
Fax: +351-21-849-3312

**KYOCERA Document Solutions
South Africa (Pty) Ltd.**

KYOCERA House, Hertford Office Park,
90 Bekker Road (Cnr. Allandale), Midrand, South Africa.
Phone: +27-11-540-2600
Fax: +27-11-466-3050

KYOCERA Document Solutions Russia LLC

Botanichesky pereulok 5, Moscow, 129090,
Russia
Phone: +7(495)741-0004
Fax: +7(495)741-0018

KYOCERA Document Solutions Middle East

Dubai Internet City, Bldg. 17,
Office 157 P.O. Box 500817, Dubai,
United Arab Emirates
Phone: +971-04-433-0412

KYOCERA Document Solutions Inc.

2-28, 1-chome, Tamatsukuri, Chuo-ku
Osaka 540-8585, Japan
Phone: +81-6-6764-3555
<http://www.kyoceradocumentsolutions.com>

© 2014 KYOCERA Document Solutions Inc.

 is a trademark of KYOCERA Corporation