


# Magellan™ 9300i / 9400i

Scanner and Scanner-Scale with Imaging Technology



**Quick Reference Guide**

## **Datalogic USA, Inc.**

959 Terry Street  
Eugene, OR 97402  
USA  
Telephone: (541) 683-5700  
Fax: (541) 345-7140

©2014-2017 Datalogic S.p.A. and /or its affiliates

An Unpublished Work - All rights reserved. No part of the contents of this documentation or the procedures described therein may be reproduced or transmitted in any form or by any means without prior written permission of Datalogic S.p.A. and/or its affiliates ("Datalogic" or "Datalogic USA, Inc."). Owners of Datalogic products are hereby granted a non-exclusive, revocable license to reproduce and transmit this documentation for the purchaser's own internal business purposes. Purchaser shall not remove or alter any proprietary notices, including copyright notices, contained in this documentation and shall ensure that all notices appear on any reproductions of the documentation.

Should future revisions of this manual be published, you can acquire printed versions by contacting your Datalogic representative. Electronic versions may either be downloadable from the Datalogic website ([www.datalogic.com](http://www.datalogic.com)) or provided on appropriate media. If you visit our website and would like to make comments or suggestions about this or other Datalogic publications, please let us know via the "Contact Datalogic" page.

### **Disclaimer**

Datalogic has taken reasonable measures to provide information in this manual that is complete and accurate, however, Datalogic reserves the right to change any specification at any time without prior notice. Datalogic and the Datalogic logo are registered trademarks of Datalogic S.p.A. in many countries, including the U.S. and the E.U. All other brand and product names may be trademarks of their respective owners. Magellan is a trademark of Datalogic S.p.A. or of Datalogic Group companies, registered in many countries, including the U.S. and the E.U. All-Weighs, FirstStrike, SmartSentry, SurroundScan, and ScaleSentry are trademarks of Datalogic S.p.A. or of Datalogic Group companies, registered in the U.S.

### **Patents**

See [www.patents.datalogic.com](http://www.patents.datalogic.com) for patent list.

**See the Regulatory Addendum included with your product for additional regulatory, safety and legal information.**



# Table of Contents

DATALOGIC USA INC. MAGELLAN™ END USER LICENSE AGREEMENT .....	III
INTRODUCTION.....	1
<b>Operation</b> .....	1
Certification Label .....	2
<b>Scanning Items</b> .....	3
<b>Weighing Items Using the All-Weighs® Platter (Scale Models)</b> .....	4
<b>Scale Sentry™ Option</b> .....	4
Electronic Article Surveillance (EAS) Deactivation Options .....	4
Sensormatic Coupled Mode .....	4
Sensormatic Decoupled Mode .....	4
Sensormatic Hybrid Mode .....	4
<b>Controls and Indicators</b> .....	5
<b>Cleaning</b> .....	6
<b>CSS Option</b> .....	6
<b>LED and Beeper Indications</b> .....	7
<b>Error Codes</b> .....	8
<b>ScaleSentry™ Indications</b> .....	8
<b>Sensormatic® EAS Indications</b> .....	8
<b>Label Programming Mode Indications</b> .....	8
<b>Warranty</b> .....	9

---

# NOTES

# DATALOGIC USA INC. MAGELLAN™ END USER LICENSE AGREEMENT

**Notice to End User:** The Datalogic Product you have acquired contains embedded Software, which is integral to the product's operation. This Software is being provided to you under license, subject to the terms and conditions of this Agreement. If you use the Datalogic Product, you will be deemed to have accepted the terms and conditions of this Agreement. If you do not intend to be bound to the terms of this Agreement, Datalogic is not willing to license the Software to you, you may not use the Datalogic Product or the Software, and you must contact the party from whom you acquired the Datalogic Product for instructions. Portions of the Embedded Software include or operate with Open Source software or libraries ("Open Source"). Use of Open Source is subject to the Open Source licenses available at the following website: <http://www.datalogic.com/OSS>.

This End User Software License Agreement ("Agreement") is a legally binding agreement governing the licensing of the Software and Documentation by Datalogic USA Inc. and its subsidiaries and affiliates ("Datalogic") to the entity or person who has purchased or otherwise acquired a Datalogic Product ("End User"). For purposes of this Agreement, any software that is associated with a separate end-user license agreement is licensed to you under the terms of that license agreement. Datalogic and End User hereby agree as follows:

## **1. Definitions.**

- 1.1 "Documentation" means materials such as user's guides, program reference guides, quick reference guides, manuals, or similar materials associated with or related to the Datalogic Product, whether in printed, "online", or other form.
- 1.2 "Proprietary Information" means: (a) source code, object code, software, documentation, and any related internal design, system design, data base design, algorithms, technology, technical data or information, implementation techniques, and trade secrets related to the Software, (b) any other trade secrets marked appropriately or identified as proprietary or confidential, and (c) any information that End User, under the circumstances, should recognize as confidential. Proprietary Information does not include any information that the receiving party can establish was (1) in the public domain, (2) already in the receiving party's possession or rightfully known prior to receipt, (3) rightfully learned from a third party not in violation of any other's proprietary rights, or (4) independently developed without access to Proprietary Information.
- 1.3 "Datalogic Product" means the Datalogic Magellan™ 800i, Magellan™ 1000i series, Magellan™ 1100i series, Magellan™ 1400i series, Magellan™ 2200VS series, Magellan™ 2300HS series, Magellan™ 3200VSi series, Magellan™ 3300HSi series, Magellan™ 3400VSi series, Magellan™ 3500HSi series, Magellan™ 8100 series, Magellan™ 8200 series, Magellan™ 8300 series, Magellan™ 8400 series, Magellan™ 8500 series, Magellan™ 9300i series, Magellan™ 9400i series, Magellan™ 9500 series, Magellan™ 9800i series and/or Magellan™ SL series scanner and/or scanner/scale product, including all embedded Software in and all Documentation related to such product, which has been purchased or otherwise acquired by End User, whether obtained directly or indirectly from Datalogic.
- 1.4 "Software" means any software or computer programs of Datalogic or its third party licensors in machine readable form which is embedded in the Datalogic Product, whether obtained directly or indirectly from Datalogic, including any replacement, update, upgrade, enhancement or modification.

## **2. Scope Of License Granted.**

- 2.1 Datalogic grants to End User a personal, non-exclusive, non-transferable, perpetual license to use the Software, solely on the Datalogic Product in which it is embedded ("designated Datalogic Product"), in machine-readable form only, solely for End User's internal business purposes. This Agreement does not convey ownership of the Software to End User. Title to the Software shall be and remain with Datalogic or the third party from whom Datalogic has obtained a licensed right. As used in this Agreement, the term "purchase" or its equivalents when applied to the Software shall mean "acquire under license."
- 2.2 End User shall not copy, modify, decompile, disassemble, reverse engineer, or otherwise reproduce or remanufacture the Software, whether modified or unmodified, nor sell, assign, sublicense, distribute, lend, rent, give, or otherwise transfer the Software to any other person or organization, for purposes other than as expressly provided in this Agreement, without Datalogic's prior written consent.

## **3. Transfers, Support.**

- 3.1 Any copying, installing, reproduction, remanufacture, reverse engineering, electronic transfer, or other use of the Software on other than the designated Datalogic Product will be a material breach of this Agreement. However, Datalogic may elect not to terminate this Agreement or the granted licenses, but instead may elect to notify End User that End User is deemed to have ordered and accepted a license for each breaching use. End User shall pay Datalogic the applicable list price for such licenses as of the date of such breach.
- 3.2 End User shall not sell, assign, sublicense, distribute, lend, rent, give, or otherwise transfer the Datalogic Product to any third party unless such third party agrees with Datalogic in writing to be bound by the terms and conditions of this Agreement. Any such transfer of the Datalogic Product absent such agreement shall be null and void.
- 3.3 End User may obtain support for Software from Datalogic at Datalogic's standard support fees and under Datalogic's standard support terms and conditions in effect at the time the support is requested.

## **4. Intellectual Property.**

End User acknowledges that the Software constitutes valuable trade secrets of Datalogic or Datalogic's third party licensors and that the Software is protected by intellectual property laws and treaties. The license set forth in this Agreement does not transfer to End User any ownership of Datalogic's or its third party licensors' copyrights, patents, trademarks, service marks, trade secrets, or other intellectual property rights and End User shall have no right to commence any legal actions to obtain such rights. End User shall not remove, modify, or take any other action that would obscure any copyright, trademark, patent marking, or other intellectual property notices contained in or on the Datalogic Product.

## **5. Proprietary Information.**

- 5.1 End User acknowledges that Proprietary Information is the confidential, proprietary, and trade secret property of Datalogic and Datalogic's third party licensors and End User acquires no right or interest in any Proprietary Information.
- 5.2 End User shall not disclose, provide, or otherwise make available the Proprietary Information of Datalogic or its third party licensors to any person other than End User's authorized employees or agents who are under confidentiality agreement, and End User shall not use the Proprietary Information other than in conjunction with use of the Datalogic Product exclusively for End User's internal business purposes. End User shall take steps to protect the Proprietary Information no less securely than if it were End User's own intellectual property.
- 5.3 The provisions of this Proprietary Information Section shall survive and continue for five (5) years after the termination of this Agreement.

## **6. Limited Warranty.**

- 6.1 Datalogic warrants that, under normal use and operation, the Datalogic Product will conform substantially to the applicable Documentation for the period specified in the Documentation. During this period, for all reproducible nonconformities for which Datalogic has been given written notice, Datalogic will use commercially reasonable efforts to remedy nonconformities verified by Datalogic. End User agrees to supply Datalogic with all reasonably requested information and assistance necessary to help Datalogic in remedying such nonconformities. For all defects reported to Datalogic within the warranty period, Datalogic's liability is limited to providing End User with one copy of corrections or responding to End User's problem reports according to Datalogic's standard assistance practices. Datalogic does not warrant that the product will meet End User's requirements or that use of the product will be uninterrupted or error free, or that Datalogic's remedial efforts will correct any nonconformance. This limited warranty does not cover any product that has been subjected to damage or abuse, whether intentionally, accidentally, or by neglect, or to unauthorized repair or unauthorized installation, and shall be

---

void if End User modifies the product, uses the product in any manner other than as established in the Documentation, or if End User breaches any of the provisions of this Agreement.

- 6.2 EXCEPT AS PROVIDED IN THIS AGREEMENT, THE DATALOGIC PRODUCT IS PROVIDED "AS IS" AND DATALOGIC MAKES NO WARRANTIES OF ANY KIND, EXPRESS OR IMPLIED, WRITTEN OR ORAL, WITH RESPECT TO THE PRODUCT, AND SPECIFICALLY DISCLAIMS THE IMPLIED WARRANTIES OF MERCHANTABILITY AND FITNESS FOR A PARTICULAR PURPOSE.

#### **7. Infringement.**

To the maximum extent permitted by law, End User agrees to defend, indemnify and hold harmless Datalogic, its affiliates and their respective directors, officers, employees and agents from and against any and all claims, actions, suits or proceedings, as well as any and all losses, liabilities, damages, costs and expenses (including reasonable attorney's fees) arising out of or accruing from (a) the End User's use of Software, (b) any application the End User develops on the Software that infringes any Intellectual Property Rights of any person or defames any person or violates their rights of publicity or privacy, and (c) any non-compliance by the End User of this Agreement.

#### **8. Limitation Of Liability.**

EXCEPT AS PROVIDED IN THIS AGREEMENT, DATALOGIC SHALL NOT BE LIABLE FOR ANY CLAIMS AGAINST END USER BY ANY OTHER PARTY. IN NO EVENT SHALL DATALOGIC'S LIABILITY FOR DAMAGES, IF ANY, WHETHER BASED UPON CONTRACT, TORT (INCLUDING NEGLIGENCE), PRODUCT LIABILITY, STRICT LIABILITY, WARRANTY, OR ANY OTHER BASIS, EXCEED THE PRICE OR FEE PAID BY END USER FOR THE DATALOGIC PRODUCT. UNDER NO CIRCUMSTANCES SHALL DATALOGIC BE LIABLE TO END USER OR ANY THIRD PARTY FOR LOST PROFITS, LOST DATA, INTERRUPTION OF BUSINESS OR SERVICE, OR FOR ANY OTHER SPECIAL, CONSEQUENTIAL, CONTINGENT, INDIRECT, INCIDENTAL, PUNITIVE, EXEMPLARY, OR OTHER SIMILAR DAMAGES, EVEN IF DATALOGIC HAS BEEN ADVISED OF THE POSSIBILITY OF SUCH DAMAGES.

#### **9. Government Restricted Rights; International Use.**

- 9.1 Use, duplication, or disclosure of the Software by the U.S. Government is subject to the restrictions for computer software developed at private expense as set forth in the U.S. Federal Acquisition Regulations at FAR 52.227-14(g), or 52.227-19 or in the Rights in Technical Data and Computer Software clause at DFARS 252.227-7013(c)(1)(ii), whichever is applicable.
- 9.2 If End User is using the Datalogic Product outside of the United States, End User must comply with the applicable local laws of the country in which the Datalogic Product is used, with U.S. export control laws, and with the English language version of this Agreement. The provisions of the "United Nations Convention on International Sale of Goods" shall not apply to this Agreement.

#### **10. Termination.**

- 10.1 Either party may terminate this Agreement or any license granted under this Agreement at any time upon written notice if the other party breaches any provision of this Agreement.
- 10.2 Upon termination of this Agreement, End User immediately shall cease using any non-embedded software and shall return to Datalogic or destroy all non-embedded software covered by this Agreement, and shall furnish Datalogic with a certificate of compliance with this provision signed by an officer or authorized representative of End User. For embedded software, End User agrees to sign a waiver prepared by Datalogic concerning further use of the embedded Software. End User's resumed or continued use of the embedded Software after termination shall constitute End User's agreement to be bound by the terms and conditions of this Agreement for such use.

#### **11. General Provisions.**

- 11.1 Entire Agreement; Amendment. This document contains the entire agreement between the parties relating to the licensing of the Software and supersedes all prior or contemporaneous agreements, written or oral, between the parties concerning the licensing of the Software. This Agreement may not be changed, amended, or modified except by written document signed by Datalogic.
- 11.2 Notice. All notices required or authorized under this Agreement shall be given in writing, and shall be effective when received, with evidence of receipt. Notices to Datalogic shall be sent to the attention of Contract Administration, Datalogic USA Inc., 959 Terry Street, Eugene, OR 97402, or such other address as may be specified by Datalogic in writing.
- 11.3 Waiver. A party's failure to enforce any of the terms and conditions of this Agreement shall not prevent the party's later enforcement of such terms and conditions.

Governing Law; Venue: End User agrees to the application of the laws of the country in which End User obtained the license to govern, interpret, and enforce all of End User's and Datalogic's respective rights, duties, and obligations arising from, or relating in any manner to, the subject matter of this Agreement, without regard to conflict of law principles. The United Nations Convention on Contracts for the International Sale of Goods does not apply.

All rights, duties, and obligations are subject to the courts of the country in which End User obtained the license. For licenses granted by Licensee who operates in the countries specified below, the following terms apply.

For Americas:

This Agreement is governed by the laws of the State of Oregon. This Agreement and the rights of the parties hereunder shall be governed by and construed in accordance with the laws of the State of Oregon U.S.A, without regard to the rules governing conflicts of law. The state or federal courts of the State of Oregon located in either Multnomah or Lane counties shall have exclusive jurisdiction over all matters regarding this Agreement, except that Datalogic shall have the right, at its absolute discretion, to initiate proceedings in the courts of any other state, country, or territory in which End User resides, or in which any of End User's assets are located. In the event an action is brought to enforce the terms and conditions of this Agreement, the prevailing party shall be entitled to reasonable attorneys' fees, both at trial and on appeal.

For Europe, Middle East and Africa:

This Agreement is governed by the laws of Italy. This Agreement and the rights of the parties hereunder shall be governed by and construed in accordance with the laws of Italy, without regard to the rules governing conflicts of law. Italian Court of Bologna shall have exclusive jurisdiction over all matters regarding this Agreement, except that Datalogic shall have the right, at its absolute discretion, to initiate proceedings in the courts of any other state, country, or territory in which End User resides, or in which any of End User's assets are located. In the event an action is brought to enforce the terms and conditions of this Agreement, the prevailing party shall be entitled to reasonable attorneys' fees, both at trial and on appeal.

For Asia- Pacific Countries:

This Agreement is governed by the laws of the State of Hong Kong. This Agreement and the rights of the parties hereunder shall be governed by and construed in accordance with the laws of the State of Hong Kong without regard to the rules governing conflicts of law. The Court of Hong Kong shall have exclusive jurisdiction over all matters regarding this Agreement, except that Datalogic shall have the right, at its absolute discretion, to initiate proceedings in the courts of any other state, country, or territory in which End User resides, or in which any of End User's assets are located. In the event an action is brought to enforce the terms and conditions of this Agreement, the prevailing party shall be entitled to reasonable attorneys' fees, both at trial and on appeal.

- 11.5 Attorneys' Fees. In the event an action is brought to enforce the terms and conditions of this Agreement, the prevailing party shall be entitled to reasonable attorneys' fees, both at trial and on appeal.

- END -



## Introduction

This manual provides user reference information for the following Magellan™ multi-plane imaging scanners and scanner-scales: Model 939401, Model 939403, Model 939404, Model 939405, and Model 939406.

With digital imagers in all planes, the 9300i/9400i scanner is capable of reading both 1D and 2D bar codes seamlessly without requiring item orientation by the cashier. This manual describes basic operation. For more detailed information about setup, installation and programming, see the Product Reference Guide for this product. These manuals are provided in Portable Document Format (PDF) for viewing and printing from the website listed on the back cover of this manual. Additionally, printed manuals can be ordered from your dealer/distributor.

## Operation

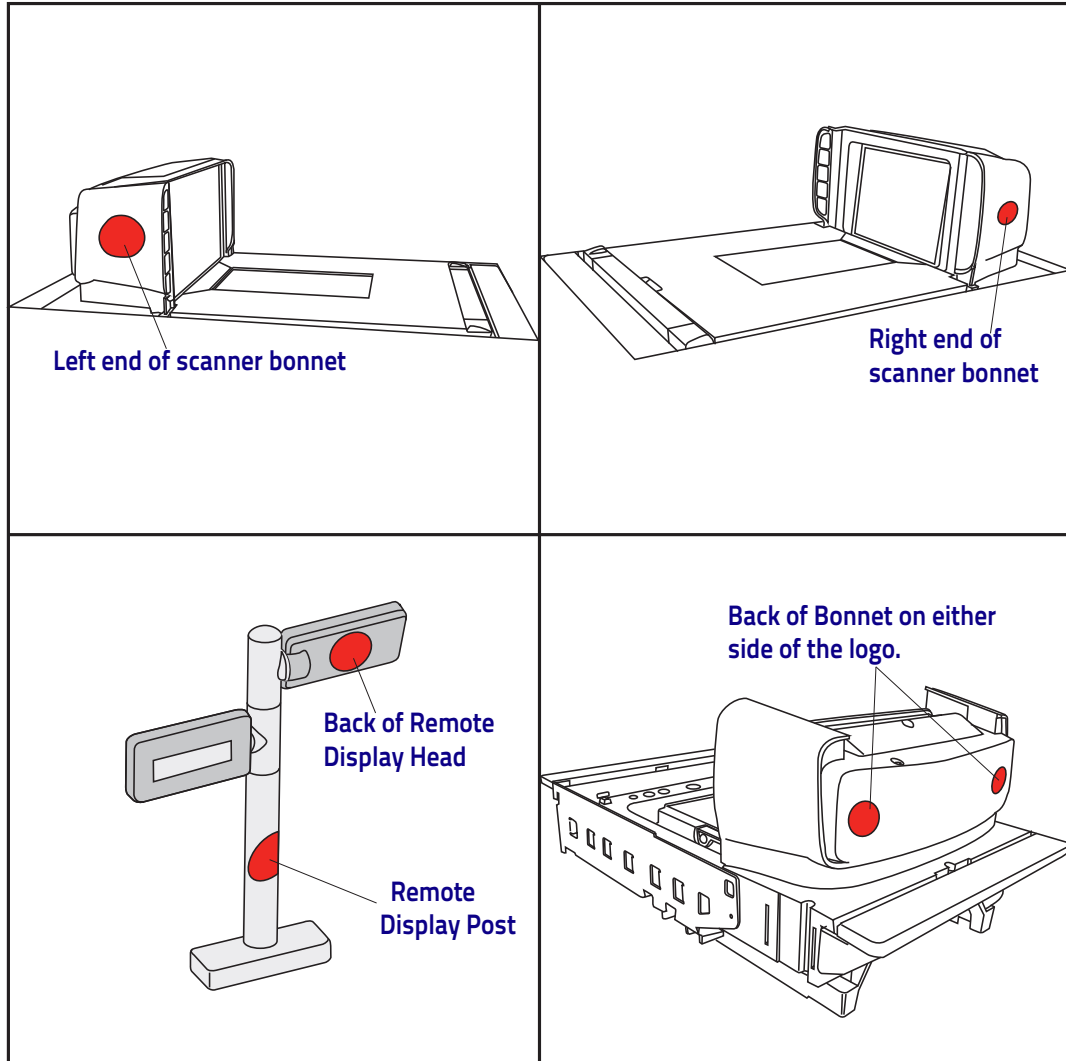


If applicable, apply power to the EAS Controller box before powering on the scanner.

## Certification Label

At the time the local scale regulatory authority certifies the scanner/scale for use, a certification label is affixed to the unit. Depending upon the size and shape of the label, placement can be made in one of the locations shown in Figure 1.

**Figure 1. Affixing the Scale Certification Label**

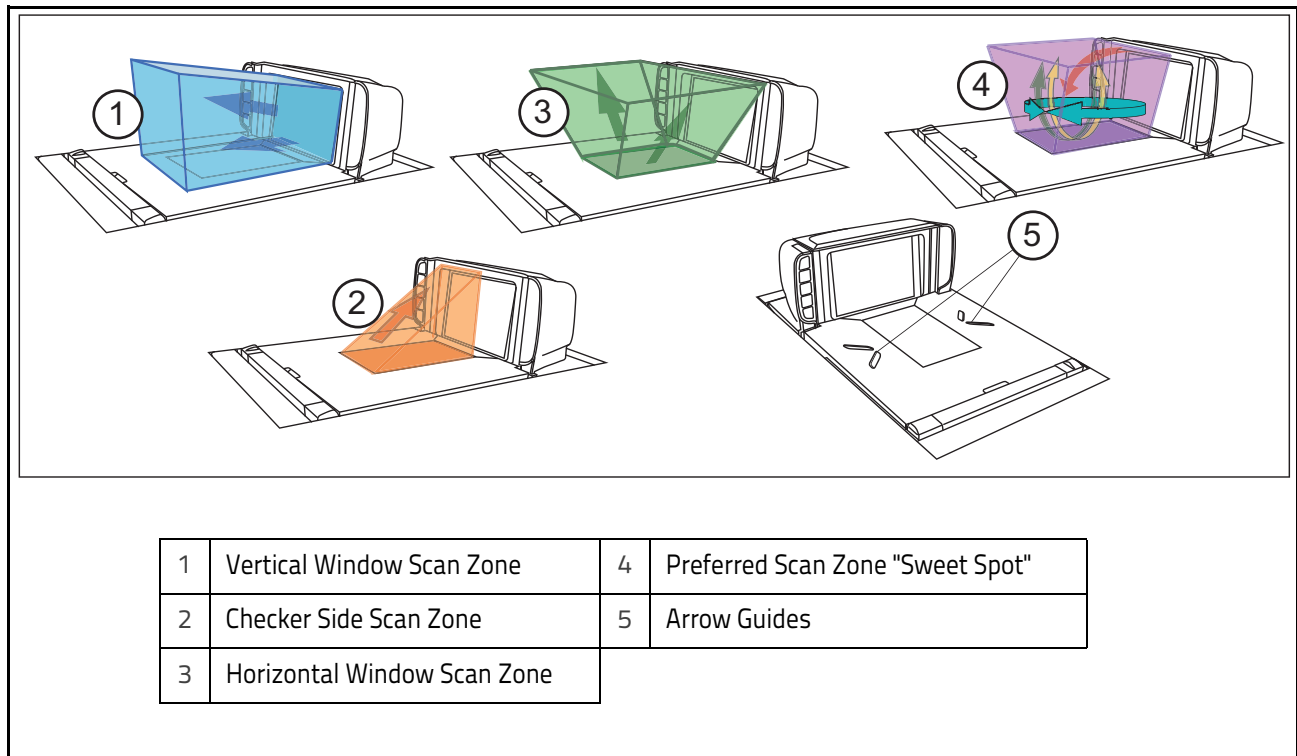




## Scanning Items

Slide or push items through the scan zone in a right-to-left or left-to-right movement. The scanner is equally efficient at scanning items in either direction. It is unnecessary to shift the position of the bar code, as the scanner can "read" it from the bottom, left, right, front and back side of an item, as long as it is fully within the scan zone.

**Figure 2. Scan Zones**



For best scanning results...

- Keep items in their natural orientation. Don't favor any of the scan windows.
- Use the arrow guides to center items over the horizontal window.
- Push or slide items instead of lifting them. Avoid unnecessary hand and wrist movements such as rotation, gripping or twisting, as this can cause repetitive motion injuries. This helpful technique can also allay the possibility of lifting thousands of pounds per day



### NOTE

If a POS terminal holds the scanner in a disabled state the scanner enters limited scanning mode, which allows reading of programming labels but 'chirps' other labels.

The all-inclusive scan pattern and advanced FirstStrike™ decoding software ensures the scanner will read most hard-to-read codes quickly and without a need to particularly reorient items.

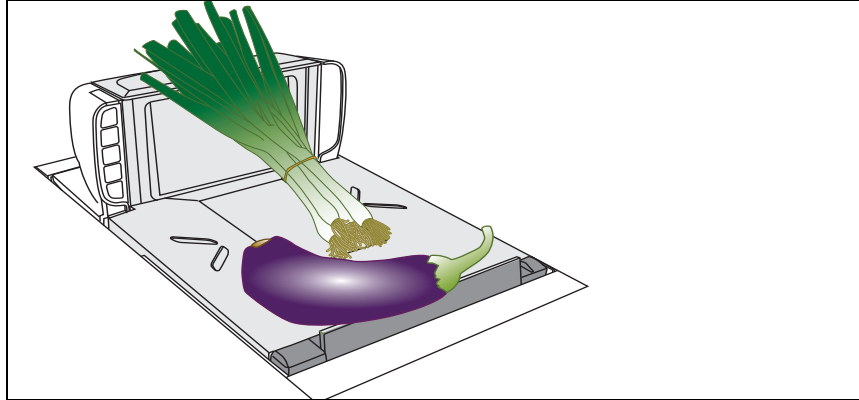
---

## Weighing Items Using the All-Weighs® Platter (Scale Models)

Items to be weighed can be placed anywhere on the L-shaped All-Weighs® platter (weigh platter) surface. The unique platter design allows you to place items anywhere on its surface. Oversized items can even be accurately weighed while leaned against the center of its vertical section.

In addition, the Produce Rail™ allows items to rest above the counter and other non-weighing surfaces. Once weighed items have been positioned, enter PLU (price Look-Up) data as described in your POS system instructions. Item weight is displayed on the Remote Display and/or the host display.

**Figure 3. Weighing Items with the All-Weighs® Platter**



### Scale Sentry™ Option

The optional ScaleSentry feature monitors items placed on the platter to detect and indicate if they overhang non-weighing surfaces. If the system's infrared (IR) beams sense items encroaching past the sides of the weigh platter at counter level or on the surface of the weigh platter, the speaker will sound a unique tone and/or the ScaleSentry LED indicator will illuminate to indicate a ScaleSentry error condition. A scale transaction cannot be completed until the item(s) are repositioned to rest fully on the platter (towards the center), clearing the condition. Reference the PRG for more ScaleSentry options and details.

### Electronic Article Surveillance (EAS) Deactivation Options

Deactivation of Sensormatic®, Nedap® or Checkpoint® EAS tags is an optional function. The scanner must be expressly enabled to perform in either capacity.

#### Sensormatic Coupled Mode

When the scanner is configured to use Coupled EAS Deactivation Mode, deactivation of a given item happens automatically following its bar code being successfully read.

#### Sensormatic Decoupled Mode

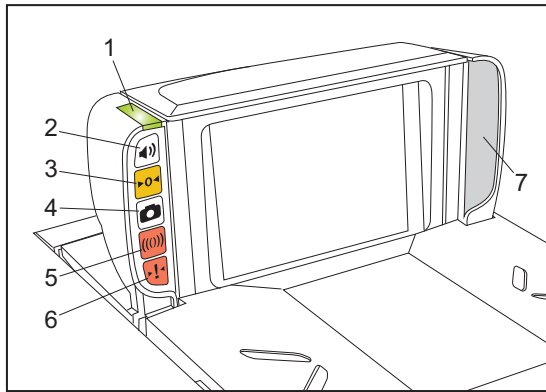
When in Decoupled Mode, the sales associate must press the Manual EAS Deactivation button in order to deactivate an item. In this mode, deactivation is independent of the scanning function.

#### Sensormatic Hybrid Mode

When in Hybrid Mode, deactivation of an item happens automatically after its bar code being successfully read; however, deactivation is independent of the scanning function.








## Controls and Indicators

The scanner features a conspicuous green LED indicator bar atop the control panel side of its vertical “bonnet”. Additionally, a configurable speaker is used to sound scanning, weighing and EAS deactivation indications, ScaleSentry event, etc.



1	LED Indicator “Bar”	5	Manual EAS Deactivation Button
2	Scanner Control Button <sup>b</sup>	6	Scale Sentry Override Button
3	Scale Zero Button	7	Speaker
4	Camera Button		

See "LED and Beeper Indications" on page 7 for more information.

1	<p><b>LED Indicator Bar</b></p>  <p>This bar lights/flashes to indicate functions such as a good read, ScaleSentry event, etc.</p>	5	<p><b>Manual EAS Deactivation Button</b></p>  <p>When in EAS Manual Deactivation Mode, push this button to deactivate an item. The LED illuminates to indicate EAS functions with red, green OR orange color.</p>
2	<p><b>Scanner Control Button</b></p>  <ul style="list-style-type: none"> <li>-If the scanner is ‘asleep”, press this button to wake it up.</li> <li>-Press this button momentarily to enter beeper volume change state. Select one of five volume settings.</li> <li>-Press this button between 1 and 4 seconds to enter beeper tone change state.</li> <li>-Press this button for 10 seconds to initiate a soft reset.</li> </ul>	6	<p><b>ScaleSentry Override Button</b></p>  <p>When configured to do so, a push of this button will override a detected scale overhang condition.</p> <p>This red LED indicates the current ScaleSentry condition. See the <b>LED and Beeper Indications</b> section for more information.</p>
3	<p><b>Scale Zero Button</b></p>  <p>With all weight removed from the scale, push this button to set the scale to zero.</p> <p>The yellow LED indicates scale functions.</p>	7	<p><b>Speaker</b></p>  <p>Sounds<sup>a</sup> beeps, error tones and other audible signals to indicate good read, ScaleSentry alert, system error and other conditions.</p>
4	<p><b>Image Capture Button</b></p>  <p>This button is used to capture images using the vertical window. See the PRG for more information.</p>		

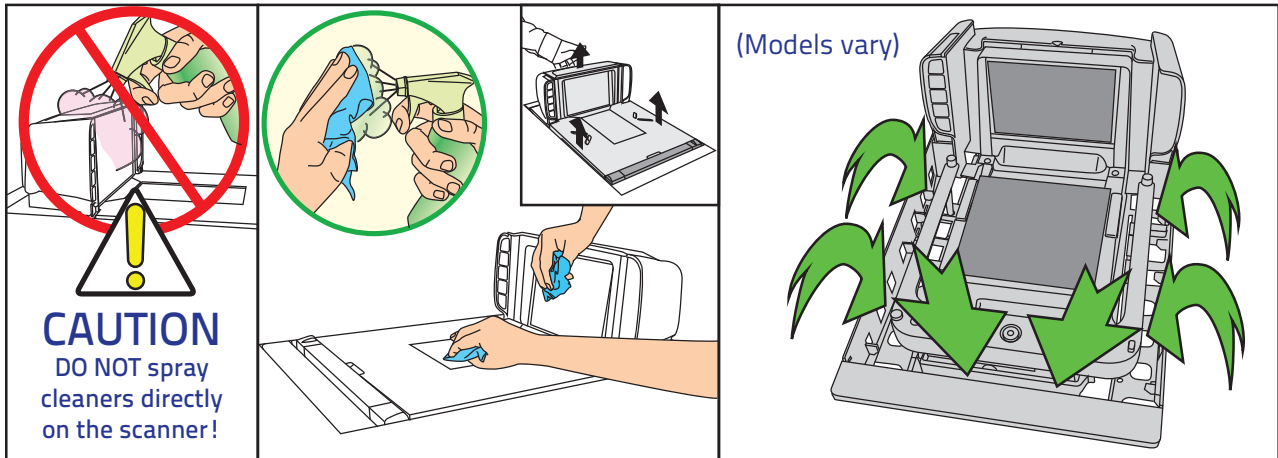
a. Some audible indications are configurable to be on or off, as well as offer their own programmable options for pitch, volume, etc.

b. Button functions may be disabled for some applications based on user requirements. See the programming section of the PRG for details.

## Cleaning

Exterior surfaces and scan windows exposed to spills, smudges or debris accumulation require periodic cleaning to assure best performance during scanning and weighing operations. Use a clean, lint-free cloth or paper towel dampened with a nonabrasive, mild, water-based window cleaner to wipe away stains, smudges, fingerprints, spills, etc. from the scan window and exterior surfaces.

Figure 4. Cleaning the Scanner

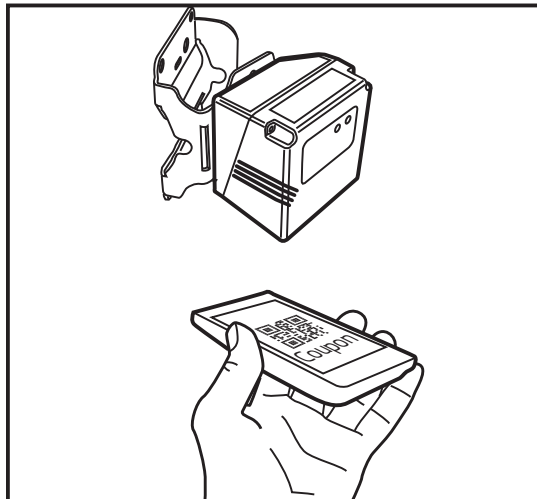


**DO NOT** use abrasive cleaning agents or abrasive pads to clean this product. Harsh chemicals, disinfectants, and cleansers can cause damage which will adversely affect scanning and weighing performance.

Daily, clean the debris chutes between the platter and the outer housing. Most items can be cleared from the debris chutes by carefully running a thin, stiff object like a credit card along all sides of the weighing surface. If necessary, remove the platter to clean the debris chutes and drip rail.

## CSS Option

Figure 5. Customer Service Scanner (CSS)



A Customer Service Scanner (CSS) can be teamed with the system to enable mobile commerce. This unit can be positioned separately for optimal customer access. This eliminates the need for an additional scanner, power supply, outlet, interface cable, POS port and mounting hardware. The customer can scan bar codes from their mobile phone screen or paper coupons while the cashier continues to scan regular items in parallel.

## LED and Beeper Indications

The scanner's beeper sounds and its lamps and indicator LEDs illuminate to indicate various functions or errors. The tables in this section list some of these indications. Reference the PRG for a more complete listing.



**NOTE**

Behaviors listed in the tables are programmable, and may or may not be turned on. For example, certain indications such as the power-up beep can be disabled using programming bar code labels.

INDICATION	Scanner LED	BEEPER				COMMENT
		Count	Frequency	Volume	Duration	
Pre-operating Mode	OFF	OFF				
Power-up Beep	N/A	Unique WAV file sound.				Default sound is a synthesized chord ending with two light bells.
Good Read Beep	Bright flash	1	Current	Current	Current	Frequency, volume and duration are configurable.
ROM Failure	200ms ON 200 ms OFF	1	Error	Highest	200ms ON 200ms OFF	Indicates either Boot or Program ROM failure.
Scanner Active Mode	On steady and dim	N/A				The scanner is ready for operation. Scanning is immediately available.
Scanner Disabled	Continuous blink 100ms ON / 900ms OFF	N/A				The Host has disabled scanning.
Sleep Mode	10ms ON 1990ms OFF	N/A				The scanner has been inactive for a period and is in a power-saving mode.
Chirp Indications (see comment)	N/A	6	Highest	Current	20ms ON 20ms OFF	A 'Chirp' is used to indicate the following: -Reading labels while in limited scanning mode. -Label rejection during label programming. -A label with no data. -Labels rejected through the auxiliary port when in Scanner Diagnostics Mode.
INDICATION	Scale LED	BEEPER				COMMENT
Scale at Zero	On steady	N/A				The scale is at rest and reads zero weight. The scale is ready to weigh.
Scale Error Reporting	Coded sequence	N/A				When the scanner is in Scale Diagnostics Mode, the Remote Scale Display and the Scale LED indicator can communicate specific scale failures. See the PRG for more details.

## Error Codes

Upon startup, if the scanner sounds a long error tone followed by alternating flashing of the green and yellow LED indicators, and an error code is displayed on the Health & Status Indicator, this means the scanner has not passed its automatic Selftest and has entered FRU (Field Replaceable Unit) isolation mode. The scanner remains in this mode, until any button is pushed.

After a button is pushed, the scanner flashes the green LED a set number of times to indicate the error code. After one cycle of flashing has passed, another button push resets the scanner. The Product Reference Guide (PRG) describes the LED flash codes associated with an error found. If your scanner indicates any of these errors, note the code number, then contact Helpdesk for assistance.

## ScaleSentry™ Indications

Flashing Red = ScaleSentry beam blocked.

Off = ScaleSentry beam is not blocked

## Sensormatic® EAS Indications

If the scanner is equipped with the optional Sensormatic EAS option, various deactivation and validation indications will be enabled.

INDICATION	EAS LED	BEEPER				COMMENT
		Count	Frequency	Volume	Duration	
Entering EAS Coupled Mode	Green ON	N/A				
Upon sensing an inactive to active transition	Red ON Green OFF	N/A				While in EAS Coupled Mode.
Upon sensing an active to inactive transition	Red OFF Green ON	N/A				While in EAS Coupled Mode.
Upon receiving validation of EAS tag deactivation	Orange ON until EAS beeper turns OFF	1	~ 1500 Hz	Current	Configurable	While in EAS Coupled Mode.
EAS Bad Beep	N/A	Same as FRU error tone				While in EAS Coupled Mode.

## Label Programming Mode Indications

These indications occur only when the scanner is in Programming Mode or when placing the scanner in that mode.

INDICATION	LED	BEEP(S)
Label Programming Mode Entry	Continuous blink 1 sec. ON / 1 sec. OFF	Same as good read indication
Acceptance of Partial Labels	N/A	1
Partial Label Reading Cancel	N/A	6
Acceptance of Complete Labels	N/A	3

---

## Warranty

**Datalogic warrants to Customer that this product will be free from defects in materials and workmanship for a period of 1 year from product shipment.**

### Warranty Coverage

Datalogic warrants that the goods delivered under these General Terms for the Sale of Goods shall be free from defects in materials and workmanship under normal and proper use during the Warranty Period (as defined below). Datalogic's liability under this warranty is limited to furnishing the labor and parts necessary to remedy any defect covered by this warranty and restore the product to its normal operating condition. Repair or replacement of product during the warranty does not extend the original warranty term. Products are sold on the basis of specifications applicable at the time of manufacture and Datalogic has no obligation to modify or update products once sold. The warranty period shall extend from the date of shipment from Datalogic for the duration published by Datalogic for the product at the time of purchase ("Warranty Period").

If, during the Warranty Period, Datalogic determines that a product has defects in material or workmanship, Datalogic shall, at its sole option repair or replace the product without additional charge for parts and labor, or give a credit for the defective products duly returned to Datalogic. To perform repairs, Datalogic may use new or reconditioned parts, components, subassemblies or products that have been tested as meeting applicable specifications for equivalent new material and products. Buyer will allow Datalogic to scrap all parts removed from the repaired product. Datalogic warrants repaired hardware devices only, against defects in workmanship and materials on the repaired assembly for a 90 day period starting from the date of shipment of the repaired product from Datalogic or until the expiration of the original Warranty Period, whichever is longer. Datalogic does not guarantee, and it is not responsible for, the maintenance of, damage to, or loss of configurations, data, and applications on the repaired units and at its sole discretion can return the units in the "factory default" configuration or with any software or firmware update available at the time of the repair (may be newer than the firmware or software installed during the manufacture of the product). Buyer accepts responsibility to maintain a backup copy of its software and data.

### Warranty Exclusions

The Datalogic Warranty shall not apply to:

- (i) any product which has been damaged, modified, altered, repaired or upgraded by other than Datalogic service personnel or its authorized representatives;
- (ii) defects or damages caused by any third parties' tort committed against the Buyer.
- (iii) any claimed defect, failure or damage which Datalogic determines was caused by faulty operations, improper use, abuse, misuse, wear and tear, negligence, improper storage or use of parts or accessories not approved or supplied by Datalogic;
- (iv) any claimed defect or damage caused by the use of product with any other instrument, equipment or apparatus;
- (v) any claimed defect or damage caused by the failure to provide proper maintenance, including but not limited to cleaning the upper window in accordance with product manual or the replacement of upper window/cartridge due to scratching, stain or other degradation;
- (vi) any defect or damage caused by natural or man-made disaster such as but not limited to fire, water damage, floods, other natural disasters, vandalism or abusive events that would cause internal and external component damage or destruction of the whole unit, consumable items;
- (vii) any damage or malfunctioning caused by non-restoring action as for example firmware or software upgrades, software or hardware reconfigurations etc.;

---

(viii) any consumable or equivalent (e.g. cables, power supply, batteries, etc.).

Consumable items, such as batteries and cables, carry a 90 day warranty from time of purchase for DOA (dead on arrival) defects alone.

Datalogic specifically excludes all express warranties and makes no implied warranty that the products sold under this agreement are merchantable or are fit for any particular purpose, except such warranties expressly identified as warranties as are set forth in Datalogic's current operating manual, catalog, or written guarantee covering such product.

No affirmation of fact or promise made by Datalogic, whether in this contract or communicated otherwise, shall constitute a warranty that the goods will conform to the affirmation or promise.

### **Warranty Claim Process**

In order to obtain service under this Warranty, Buyer must notify Datalogic (which notice shall be in writing sent by registered courier or mail) of the claimed defect before the expiration of the Warranty period and obtain from Datalogic a return authorization number for return of the product to designated Datalogic service center. Buyer shall offer Datalogic the opportunity to investigate the claim and to inspect the allegedly defective products. Failure to offer Datalogic such opportunity shall constitute acceptance by Buyer and waiver of all claims for defects. The products must always be returned within ten (10) days from the date of authorization issued by Datalogic. If Datalogic determines Buyer's claim is valid, Datalogic will repair or replace product without additional charge for parts and labor. Buyer shall be responsible for packaging and shipping the product to the designated Datalogic service center, with shipping charges prepaid. Datalogic shall pay for the return of the product to Buyer if the shipment is to a location within the country in which the Datalogic service center is located. Buyer shall be responsible for paying all shipping charges, duties, taxes, and any other charges for products returned to any other locations.

DATALOGIC'S WARRANTY, AS DESCRIBED HEREIN, IS IN LIEU OF ALL OTHER WARRANTIES, EXPRESS OR IMPLIED, ORAL OR WRITTEN, STATUTORY OR OTHERWISE, INCLUDING, WITHOUT LIMITATION, ANY IMPLIED WARRANTIES OF MERCHANTABILITY, FITNESS FOR A PARTICULAR PURPOSE, OR NONINFRINGEMENT. DATALOGIC SHALL NOT BE LIABLE FOR ANY DAMAGES SUSTAINED BY BUYER ARISING FROM DELAYS IN THE REPLACEMENT OR REPAIR OF PRODUCTS UNDER THE ABOVE. THE REMEDY SET FORTH IN THIS WARRANTY STATEMENT IS THE BUYER'S SOLE AND EXCLUSIVE REMEDY FOR WARRANTY CLAIMS. UNDER NO CIRCUMSTANCES WILL DATALOGIC BE LIABLE TO BUYER OR ANY THIRD PARTY FOR ANY LOST PROFITS, OR ANY INCIDENTAL, CONSEQUENTIAL INDIRECT, SPECIAL OR CONTINGENT DAMAGES REGARDLESS OF WHETHER DATALOGIC HAD ADVANCE NOTICE OF THE POSSIBILITY OF SUCH DAMAGES. DATALOGIC'S LIABILITY FOR DAMAGES ON ACCOUNT OF A CLAIMED DEFECT IN ANY PRODUCT DELIVERED BY DATALOGIC SHALL IN NO EVENT EXCEED THE PURCHASE PRICE OF THE PRODUCT ON WHICH THE CLAIM IS BASED. DATALOGIC SHALL NOT BE LIABLE FOR DAMAGES RELATING TO ANY INSTRUMENT, EQUIPMENT, OR APPARATUS WITH WHICH THE PRODUCT SOLD UNDER THIS AGREEMENT IS USED.

### **Out of Warranty Services**

For products no longer covered by warranty services, Datalogic may offer billable repair services on products, provided such products are serviceable. Buyer acknowledges and accepts that for some older products the repair may exceed the costs of manufacturing a new product and Datalogic may decline to perform repair services. Upon Buyer's request for out of warranty services, Datalogic will evaluate the request of repair and shall provide, to the extent applicable and feasible according to the above, a cost-estimate for repairs, which will be on a time and materials basis.



**Remedies**

If Buyer fails, with or without cause, to furnish Datalogic with specifications and/or instructions for, or refuses to accept deliveries of, any of the products sold under this contract, or is otherwise in default under or in repudiation of this contract or any other contract with Datalogic or fails to pay when due any invoice under this contract, then in addition to any and all remedies allowed by law, Datalogic without notice may (1) bill and declare due and payable all undelivered products under this or any other contract between Datalogic and the Buyer; and/or (2) defer shipment under this or any other contract between the Buyer and Datalogic until such default, breach, or repudiation is removed; and/or (3) may cancel any undelivered portion of this and/or any other contract in whole or in part (with Buyer remaining liable for damages).


**Risk of Loss**

Buyer shall bear risk of loss or damage for product in transit to Datalogic. Datalogic shall assume risk of loss or damage for product in Datalogic's possession. In the absence of specific written instructions for the return of product to Buyer, Datalogic will select the carrier, but Datalogic shall not thereby assume any liability in connection with the return shipment.

---

# NOTES





©2014-2017 Datalogic S.p.A. and /or its affiliates ■ All rights reserved. ■  
Without limiting the rights under copyright, no part of this documentation  
may be reproduced, stored in or introduced into a retrieval system, or  
transmitted in any form or by any means, or for any purpose, without the  
express written permission of Datalogic S.p.A. and/or its affiliates. ■ Data-  
logic and the Datalogic logo are registered trademarks of Datalogic S.p.A. in  
many countries, including the U.S. and the E.U.




[www.datalogic.com](http://www.datalogic.com)

**Datalogic USA, Inc.**

959 Terry Street | Eugene | OR 97402 | USA

Telephone: (1) 541-683-5700 | Fax: (1) 541-345-7140



820095114

(Rev. D)

June 2017